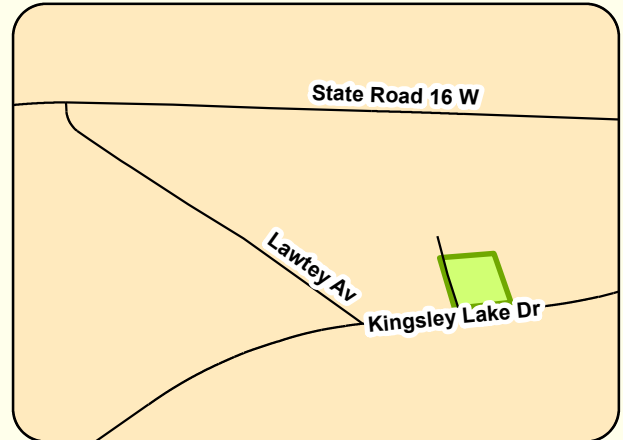







Location Map

Kingsley Lake Park is located at 6110 Kingsley Lake Drive. This is a 1/2-acre park consisting of a Tennis / Pickleball, a picnic area with a covered pavilion, and an equipped play area.



Legend

-  Civic Center Building; Building
-  Parking Lot
-  Pavilion Bldg
-  Playground
-  Tennis / Pickleball



Kingsley Lake Park *(Stewart W. Beckett Sr Recreation Park)*

6110 Kingsley Lake Dr
Kingsley Lake, FL



0 25 50 Feet

Clay County GIS Division

Parks and Recreation Division
www.claycountygov.com
(904)284-6378
(904)269-6378

