

RESOLUTION #2021/2022-7

A RESOLUTION OF THE BOARD OF COUNTY COMMISSIONERS OF CLAY COUNTY, FLORIDA, AMENDING SECTION II OF TABLE 2, THE NON-CAPITAL IMPROVEMENT ELEMENT IMPROVEMENTS, AND AMENDING TABLE 1, THE REVENUE SOURCES RELATING THERETO, BOTH OF WHICH ARE PART OF THE CLAY COUNTY CAPITAL IMPROVEMENT PLAN; PROVIDING AN EFFECTIVE DATE.

WHEREAS, the County's Capital Improvement Plan contains both CIE improvements and Non-CIE improvements, as well as revenue sources for each; and

WHEREAS, the table attached and incorporated herein as Exhibit A entitled "Clay County Capital Improvement Plan" (Table 1), specifies revenue sources for both CIE improvements and Non-CIE improvements; and

WHEREAS, the table attached and incorporated herein as Exhibit B entitled "Clay County Capital Improvement Plan," (Table 2), contains CIE improvements in Section I and Non-CIE improvements in Section II thereof; and

WHEREAS, Section 129.06(2) of the Florida Statutes stipulates that the Board may at any time within a fiscal year amend a budget for the year as provided therein; and

WHEREAS, amendments to the Non-CIE improvements in the Capital Improvement Plan in Section II of Table 2 and related changes to the revenue sources in Table 1 may be made by resolution of the Board to provide for appropriation and expenditure as set forth therein.

NOW THEREFORE, BE IT RESOLVED by the Board of County Commissioners of Clay County, Florida, as follows:

Section 1.

Section II of Table 2 is amended as set forth in Exhibit B in order to make necessary changes as directed by the Board.

Section 2.

Table 1 is amended as set forth in Exhibit A in order to make it consistent with Section II of Table 2.

Section 3.

With respect to the Tables referenced in Section 1 and Section 2 above, the legal effect of this Resolution is that upon its effective date:

- (A) Funds for capital projects identified in the Tables shall only be expended consistent therewith; and
- (B) To the extent that corrections, updates, and modifications concerning costs, revenue sources, and acceptance of facilities pursuant to dedications which are inconsistent with the Tables, or a change in the date of construction of the capital projects identified in the Tables are proposed, such may only be implemented by amendment hereto; and
- (C) Nothing in this Resolution shall have any effect on the improvements listed in Section I of Table 2. This Resolution shall be construed only to amend Section II of Table 2 and the related revenue sources in Table 1.

Section 4.


This Resolution shall take effect immediately upon its adoption.

DULY ADOPTED, by the Board of County Commissioners, Clay County, Florida, this 26th day of October, 2021.

BOARD OF COUNTY COMMISSIONERS
OF CLAY COUNTY, FLORIDA

By: *Mike Cella*
Mike Cella (Oct 29, 2021 12:50 EDT)
Mike Cella, Chairman

ATTEST:



Tara S. Green
Clay County Clerk of Court and Comptroller
Ex Officio Clerk to the Board



EXHIBIT A

REVISED ADOPTED REVENUES FY21-22 THROUGH FY25-26

Clay County Capital Improvement Plan

TABLE 1 - Summary Report Fiscal Years 2020/2021 through 2025/2026

Funding Codes: A=Ad Valorem; BP=Bond Proceeds; CH=Challenger; DV=Developer; FB=Fund Balances; FG=Federal Grant; GT=Gas Taxes; I=Impact Fees; IT=Interfund Transfer; MF=Mobility Fees; SG=State Grant; SK=Sidewalk Fees; SP=Special Funding; ST=Sales Taxes; TT=Tourist Taxes

Capital Funds Revenues												
Revenue Sources	Fund #	Object #	FY19-20 Actuals	FY20-21 Adopted Budget	FY20-21 Amended 7/27 Budget	FY21-22 Revised Adopted Budget	FY22-23 Proposed Budget	FY23-24 Proposed Budget	FY24-25 Proposed Budget	FY25-26 Proposed Budget	Five Year Project Total	Revenue Totals
Fund Level Revenues												
Prior Year Carry Forward - Capital Improvement Fund	305	399002	43,646,472	28,373,611	49,959,166	36,226,258	19,634,425	14,907,262	2,394,861	6,906,855	80,069,661	173,675,299
2nd Local Option Gas Tax Receipts	305	312420	2,763,402	3,151,253	2,626,726	3,003,425	3,063,494	3,124,763	3,187,259	3,251,004	15,629,944	21,020,072
Discretionary Sales Surtax Receipts	305	312600	8,015,256			0	0	0				8,015,256
Impact Fees Transportation District 2	305	324310	2,674,508									2,674,508
Impact Fees Transportation District 3	305	324311	2,196,211									2,196,211
Transfer In from Fund 120 - ISS Revenue Fund	305	381120	11,904,141	10,628,324	11,251,299	17,675,548	18,205,814	18,751,989	19,314,549	19,893,985	93,841,885	116,997,325
Transfer In from Fund 120 - ISS Revenue Fund	320	381120	129,008,381									129,008,381
Interest Earnings - Capital Improvement Fund	305	361000	262,358	10,000	225,000	355,122	196,344	149,073	23,949	69,069	793,556	1,280,914
Interest Earnings - Capital Improvement Fund	305	361100	186,561									186,561
Disposition of Fixed Assets	305	364000	133,367			50,000						133,367
Developer Project/Contribution/Asset	305	366000		7,000,000	1,108,792			8,000,000			8,000,000	9,108,792
Less 5% Budgeted Revenues - Capital Improvement Fund	305	399001		(708,063)	(142,586)	(170,427)	(162,992)	(163,692)	(160,560)	(166,004)		
Impact Fees Trans District 2	303	324310	178,815		60,000	95,000	50,000				145,000	383,815
Interest Earnings - Impact Fee District 2 Fund	303	361000			3,500	3,500	1,000				4,500	8,000
Prior Year Forward - Impact Fee District 2 Fund	303	399002			5,508,501	5,593,500	4,751,550	4,800,000			15,145,050	20,653,551
Less 5% Budgeted Revenues - Impact Fees District 2 Fund	303	399001				(4,925)	(2,550)					
Impact Fees Trans District 3	304	324311			45,000	65,000	35,000				100,000	145,000
Interest Earnings - Impact Fee District 3 Fund	304	361000			2,000	2,000	400				2,400	4,400
Prior Year Forward - Impact Fee District 3 Fund	304	399002			3,223,185	3,288,000	3,351,650	-			6,639,650	9,862,835
Less 5% Budgeted Revenues - Impact Fees District 3 Fund	304	399001				(3,350)	(1,770)					
Mobility Fees - All Districts 1-5	312	3243*	0		6,533,000	6,422,748	6,500,000	6,500,000	6,500,000	6,500,000	32,422,748	38,955,748
Prior Year Carry Forward - Mobility Fees All Districts Fund	312	399002				3,000,000	8,270,526	13,525,398	19,700,398	17,764,617	62,260,937	62,260,937
Less 5% Budgeted Revenues - Mobility Fees Fund	312	399001				(321,137)	(325,000)	(325,000)	(325,000)	(325,000)		
Interest Earnings - 2020 Bond Fund	320	361000	355,021		742,266	500,000	180,000	59,204			739,204	1,836,491
Prior Year Carry Forward - 2020 Bond Fund	320	399002	0		129,249,191	121,774,808	94,506,158	45,542,509	8,235,567	1,432,615	271,491,656	400,740,847
Subtotal - Impact Fee District 2 Fund	303	303			5,572,001	5,687,075	4,800,000				10,487,075	21,045,366
Subtotal - Impact Fee District 3 Fund	304	304			3,270,185	3,351,650	3,385,280				6,736,930	10,012,235
Subtotal - Capital Improvement Fund	305	305	71,961,091	48,455,125	65,028,397	57,139,925	40,937,086	36,769,395	24,760,056	29,954,909	189,561,371	335,672,120
Subtotal - 2020 Bond Fund	320	320	129,363,402		129,991,457	122,274,808	94,686,158	45,601,712	8,235,567	1,432,615	272,230,860	402,577,338
Subtotal - Mobility Projects Fund	312	312	0		6,533,000	9,101,611	14,445,526	19,700,398	25,875,398	23,939,617	93,062,548	101,216,685
Project Specific Revenue												
Interfund Transfer - Challenger	305	381128		591	1,300	750	591	591	591	591	3,114	4,414
Interfund Transfer - General Fund - Buildings Purchase	305	381300			9,300,000						0	9,300,000
Interfund Transfer - TDC (Sports Complex match)	305	381109			200,000						0	200,000
Interfund Transfer - General Fund - HHS	305	381300				408,656					408,656	408,656
DEO Grant - NE Sports Complex	305	334716			3,000,000	3,000,000					3,000,000	3,000,000
State Grant - FDACS Fairgrounds Project	305	334715			500,000	910,000					910,000	910,000
State Grant - Atlantis Dr	305	334494			2,065,000	2,065,000	-	-			2,065,000	2,065,000
State Grant - CR315C to CR214	305	334494			2,614,325	2,614,325	-	-			2,614,325	2,614,325
State Grant - SR23/Frontage Trail Ridge	305	334494			3,000,000	3,000,000	-	-			3,000,000	3,000,000
State Grant - CR220 - Henley to Knight Box	305	334494			80,000	-	5,823,097	5,823,098			11,646,195	11,726,195
State Grant - CR220 - SR21 (Blanding Blvd) to Henley - (Non-Bonded)	305	334494	280,028	4,000,000	2,000,000	1,719,972					1,719,972	2,000,000
State Grant - CR220 - Quadrant Intersection	305	334494						2,000,000			2,000,000	2,000,000
Federal Grant (LAP) - CR220-Town Center Intersection	305	331495			313,180	313,180					313,180	313,180
Federal Grant (LAP) - Sidewalk-CR218 Clay Elementary to Taylor Rd.	305	331494			578,234	578,234					578,234	578,234
Federal Grant - Ridaught Landing Drainage	305	331394			23,523	7,501	-	-			7,501	7,501
Federal Grant - Knight Box CR220 Drainage Improvements	305	331394			111,868	95,591	-	-			95,591	95,591
Federal Grant - Tumblewood Dr Tanglewood Drainage Improvements	305	331394			48,775	48,775	-	-			48,775	48,775
Federal Grant - Homestead Rd Drainage Improvements	305	331394			23,936	23,936					23,936	23,936
Federal Grant - Greenwood Drainage Improvements	305	331394			119,381	102,210	-	-			102,210	102,210
Subtotal - Capital Improvement Fund	305	305		4,000,591	23,979,522	14,888,130	5,823,688	7,823,689	591	591	76,419,691	76,419,691
GRAND TOTAL			201,604,521	52,455,716	234,374,562	212,443,199	164,077,737	114,858,885	58,871,611	55,327,731	615,822,880	

* Mobility projects divisions are each district. 6124=Middleburg & West Clay, 6125=Orange Park, Lakeside, Fleming Island, 6126=Lake Asbury & Green Cove Springs, 6127=Keystone Heights & South Clay, 6128=Branan Field & Oak Leaf

EXHIBIT B

REVISED ADOPTED EXPENDITURES FY21-22 THROUGH FY25-26

Clay County Capital Improvement Plan

TABLE 2 - Summary Report Fiscal Years 2020/2021 through 2025/2026

Section I Comprehensive Plan Capital Improvements - Capital Improvement Element (CIE)

Funding Codes: A=Ad Valorem; **BP=Bond Proceeds**; CH=Challenger; **DV=Developer**; FB=Fund Balances; FG=Federal Grant; GT=Gas Taxes; IF=Impact Fees; IT=Interfund Transfer; MF=Mobility Fees; SG=State Grant; SK=Sidewalk Fees; SP=Special Funding; ST=Sales Taxes; TT=Tourist Taxes; **UF=User Fees**

Project Name	Division #	Fund #	Funding Code	Project Actuals	FY20-21 Adopted Budget	FY20-21 Amended 7/27 Budget	FY21-22 Revised Adopted Budget	FY22-23 Proposed Budget	FY23-24 Proposed Budget	FY24-25 Proposed Budget	FY25-26 Proposed Budget	Five Year Project Total	Years 6-10	Total Project
Atlantis Drive	6076A	305	SG, SP, GT	1,615,058		4,061,118	3,061,140					3,061,140		4,676,198
CR218 Extension	6083	305	DV, GT		9,000,000				2,000,000			2,000,000		2,000,000
CR220 (Henley Rd to Knight Boxx)	6065	305	SG, GT	1,555,631		440,000	309,978	6,935,408	6,000,000			13,245,386		14,801,017
CR315C to CR214	6094	305	SG, GT	3,191,941		2,500,000						0		3,191,941
SR23/Westside Access Rd	6096	305	GT				75,000	123,000	680,727			878,727		878,727
SR23/Frontage Trail Ridge	6096A	305	SG	2,435		100,000	2,900,000					2,900,000		2,902,435
CR220 - SR21(Blanding Blvd) to Henley	6115	305	SG		4,000,000	2,000,000	2,000,000					2,000,000		2,000,000
CR220 - Quadrant Intersection	6121	305	GT				1,000,000	3,000,000				4,000,000		4,000,000
Radar Road US17 to Town Center Blvd	6132	303	IF				800,000	4,000,000				4,800,000		4,800,000
Proj #3 CR209 - Peters Creek to Sandridge	6101	320	BP	303,614	2,071,090	1,146,365	2,160,000	6,963,600	7,398,000	2,897,000		19,418,600		19,722,214
Proj #4 CR739B - Henley to west of CR209	6102	320	BP	383,848	2,659,781	1,138,839	1,715,000	8,067,000	8,460,000	531,000		18,773,000		19,156,848
Proj #5 CR220 - Baxley Rd. to west of Henley Rd.	6103	320	BP	262,602	887,040	1,139,272	4,720,000	3,769,000	3,360,000	110,000		11,959,000		12,221,602
Proj #6A FCC from Maryland Ave. to US17	6104	320	BP	278,505	1,298,880	1,235,971	1,635,000	5,136,000	3,150,000	355,000		10,276,000		10,554,505
Proj #6B FCC from SR23 to Maryland Ave.	6105	320	BP	415,377	1,853,398	1,200,586	8,625,000	11,425,000	6,525,000	2,715,000		29,290,000		29,705,377
Proj #1 CR218 - Pinetree Ln. to Cosmo Ave. 4Ln.	6107	320	BP,SP	1,205,926	1,496,880	1,878,571	7,058,600	7,168,000	4,966,024	25,000		19,217,624		20,423,550
Proj #2 CR209 - Peters Creek south to US17 4Ln.	6108	320	BP	248,990	920,040	1,064,864	2,147,000	6,582,000	3,385,000	0		12,114,000		12,362,990
Bond Projects Management		320	BP	63,108		154,447	208,050	213,050	181,325	169,952		772,376		835,484
Mobility Projects	6124-28*	312	DV											
Verbena Parkway - Proj #7	6126	312	DV				831,085			8,110,781		8,941,866		8,941,866
NS3 and EW1 Proj #8	6126	312	DV					920,128				920,128	8,281,154	9,201,282
Total Comprehensive Plan Improvements				9,527,035	24,187,109	18,060,033	39,245,853	64,302,186	46,106,076	14,913,733		164,567,847	8,281,154	182,376,036
Subtotal - Capital Improvement Fund				6,365,065	13,000,000	9,101,118	9,346,118	10,058,408	8,680,727	0		28,085,253		34,450,318
Subtotal - Impact Fee Fund				0	0	0	800,000	4,000,000	0	0		4,800,000		4,800,000
Subtotal - 2020 Bond Fund				3,161,970	11,187,109	8,958,915	28,268,650	49,323,650	37,425,349	6,802,952		121,820,600	0	124,982,570
Subtotal - Mobility Projects Fund							831,085	920,128		8,110,781		9,861,994	8,281,154	18,143,148

EXHIBIT B

REVISED ADOPTED EXPENDITURES FY21-22 THROUGH FY25-26

Project Name	Division #	Fund #	Funding Code	Project Actuals	FY20-21 Adopted Budget	FY20-21 Amended 7/27 Budget	FY21-22 Revised Adopted Budget	FY22-23 Proposed Budget	FY23-24 Proposed Budget	FY24-25 Proposed Budget	FY25-26 Proposed Budget	Five Year Project Total	Years 6-10	Total Project
--------------	------------	--------	--------------	-----------------	------------------------	-----------------------------	--------------------------------	-------------------------	-------------------------	-------------------------	-------------------------	-------------------------	------------	---------------

Section II Non-Comprehensive Plan Capital Improvements

Funding Codes: A=Ad Valorem; BP=Bond Proceeds; CH=Challenger; DV=Developer; FB=Fund Balances; FG=Federal Grant; T=Gas Taxes; IF=Impact Fees; IT=Interfund Transfer; MF=Mobility Fees; SG=State Grant; SK=Sidalk Fees; SP=Special Funding; ST=Sales Taxes; TT=Tourist Taxes; UF=User Fees

TRANSPORTATION

Lake Asbury APF	6022	311	IF	4,500	127,000	206,429	206,429					206,429		210,929
Branan Field APF	6045	309	IF	350,000	732,940	732,940	732,940					732,940		1,082,940
Northeast Sector Roads	6046	306	IF	200,000	560,748	560,748	560,748					560,748		760,748
Equipment - Transportation	6059	305	ST	6,380,536	1,142,000	2,370,710	1,205,000	1,250,000	1,273,000	1,515,000	1,532,000	6,775,000		13,155,536
West Sector Roads	6086	307	IF		175,250	175,250	175,250					175,250		175,250
Ridaught Landing Drainage Improvements	6092A	305	FG, ST	6,240		31,364	24,704					24,704		30,944
Knight Boxx & CR220 Drainage Improvements	6092C	305	FG, ST	11,998		149,157	137,160					137,160		149,158
Tumbleweed Dr.-Tanglewood Village Drainage	6092D	305	FG, ST	10,224		65,033	36,706					36,706		46,930
Homestead Rd Drainage - Tanglewood	6092E	305	FG, ST			31,915	23,972					23,972		23,972
Greenwood Drainage Improvements	6092F	305	FG, ST	40,059		159,175	138,396					138,396		178,455
Bridge Improvements	6093	305	ST	855,705	500,000	500,000	250,000	500,000	500,000	500,000	500,000	2,250,000		3,105,705
CR224 (College) RRR CR220 to SR21	6095	305	ST	192,766		192,766	2,900,000					2,900,000		3,092,766
CR220 RRR - Swimming Pen Creek to US17	6098	305	ST	407,869		489,000	2,500,427					2,500,427		2,908,296
Oakleaf Plantation/Eagle Landing Signal	6111	305	ST		500,000	500,000	500,000					500,000		500,000
CR220 - Town Center Intersection	6117A	305	ST			364,092	364,092					364,092		364,092
Intersection Improvements-Minor Capacity	7084	305	ST		500,000	500,000	500,000	500,000	500,000			1,500,000		1,500,000
CR315 Road Widening - Willow Springs	6133	303	IF				935,525					935,525		935,525
Baxley Rd -CR220 to SR21 (Blanding Blvd)	6134	303	IF									0		0
CR218 Cosmos Ave to NW using all funding	6135	304	IF					3,385,280				3,385,280		3,385,280
Cheswick Oaks Road Connectors and Crossing	6085	305	ST									0	24,000,000	24,000,000
Total Transportation				8,459,897	4,237,938	7,028,579	11,191,349	5,635,280	2,273,000	2,015,000	2,032,000	23,146,629	24,000,000	55,606,526

PARKS & RECREATION

Equipment - Parks & Recreation	6058	305	ST	327,918								0		327,918
Multipurpose Field - Thunderbolt Park	6062	305	ST	26,257	300,000	300,000	300,000					300,000		326,257
Neptune Park Phase I	6063	305	ST	2,890,350		503,584						0		2,890,350
Fairgrounds Improvements	6067	305	TT, ST	561,949		938,050	938,050					938,050		1,499,999
Fairgrounds - FDACS Exhibit Hall Remodel	6067A	305	TT, ST	438,266		1,041,966	878,795					878,795	0	1,317,061
Fairgrounds - FDACS Livestock Pavillion Infrastr	6067B	305	SG				910,000					910,000		910,000
Omega Park	6068	305	ST	483,480	103,783	103,783						0		483,480
Keystone Heights Trailhead	6088	305	ST	46,000	46,000	46,000						0		46,000
DEO Grant - NE Sports Complex	6120A	305	SG, TT, ST	5,750		3,200,000	6,000,000					6,000,000		6,005,750
Fairgrounds Master Plan Improvements	7071	305	ST				2,510,000					2,510,000		2,510,000
Moccasin Slough-Tower, classroom, boardwalk	Prop	305	ST							200,000	500,000	700,000	1,300,000	2,000,000
Dog Park-Walking Trail - Neptune Park	Prop	305	ST										50,000	50,000
Oakleaf Community Park Phase II	Prop	305	ST							200,000	2,000,000	2,200,000	2,000,000	4,200,000
Twin Lakes Park - Lighting	Prop	305	ST					1,244,000				1,244,000		1,244,000
Walter Odum Park - Lighting	Prop	305	ST								1,632,300	1,632,300		1,632,300
Omega Park - Lighting	Prop	305	ST							1,538,000		1,538,000		1,538,000
Neptune Park Phase II	Prop	305	ST				240,000					240,000		240,000
Carl Pugh Park - Pickleball Courts	Prop	305	ST				120,000							
Ronnie Van Zant Park- Restrooms	Prop	305	ST											50,000
Paul Armstrong Park - Parking Lot Expansion	Prop	305	ST											600,000
Main St. Park Expansion & Boat Ramp Improve	Prop	305	ST							250,000		250,000		250,000
Trail Connector Study-Doctors Lake Br to NAS	Prop	305	ST						35,000			35,000		35,000
Total Tourism Taxes		109	TT				845,000					845,000		845,000
Total Parks & Recreation		305		4,779,970	449,783	6,133,383	11,051,845	1,244,000	35,000	2,188,000	4,132,300	18,651,145	3,350,000	27,311,115

EXHIBIT B

REVISED ADOPTED EXPENDITURES FY21-22 THROUGH FY25-26

Project Name	Division #	Fund #	Funding Code	Project Actuals	FY20-21 Adopted Budget	FY20-21 Amended 7/27 Budget	FY21-22 Revised Adopted Budget	FY22-23 Proposed Budget	FY23-24 Proposed Budget	FY24-25 Proposed Budget	FY25-26 Proposed Budget	Five Year Project Total	Years 6-10	Total Project
--------------	------------	--------	--------------	-----------------	------------------------	-----------------------------	--------------------------------	-------------------------	-------------------------	-------------------------	-------------------------	-------------------------	------------	---------------

Funding Codes: A=Ad Valorem; BP=Bond Proceeds; CH=Challenger; DV=Developer ; FB=Fund Balances; FG=Federal Grant; T=Gas Taxes; IF=Impact Fees; IT=Interfund Transfer; MF=Mobility Fees; SG=State Grant; SK=Sidewalk Fees; SP=Special Funding; ST=Sales Taxes; TT=Tourist Taxes; UF=User Fees

PUBLIC SAFETY														
Public Safety \$12.50 Surcharge Expenses	2223	301	ST	3,664,369	343,500	343,500	333,500					333,500		3,997,869
Public Safety/Sheriff Training Facility	6049	305	ST	885,282	408,000	408,000				408,000	4,532,000	4,940,000		5,825,282
Station 11 - Keystone Heights - Extractor	6055	305	ST	2,859,098		169,725							0	2,859,098
Equipment - Public Safety	6057	305	ST	9,023,900	1,077,148	1,475,734	1,560,500	2,400,500	2,109,700	3,652,000	4,162,000	13,884,700	20,675,000	43,583,600
Equipment - Sheriff - Capital & Vehicles	6078	305	ST	6,723,578	1,326,000	1,433,199	2,123,486	2,009,604	2,049,796	2,090,792	2,132,608	10,406,286	11,504,692	28,634,556
Fire Station 20 - GCS	6089	305	ST			3,329,325	2,170,675					2,170,675		2,170,675
Gun Range	6106	305	ST	205,062	1,816,000	1,907,000	3,500,000					3,500,000		3,705,062
Burn Building	6129	305	ST				1,500,000					1,500,000		1,500,000
Radio Tower Upgrades	6109	305	ST	1,478,006		1,847,508	646,627					646,627		2,124,633
E911 Consolidation Bldg Purchase & Reno	6110	305	ST	2,056,583		4,475,867	2,419,284					2,419,284		4,475,867
Fire Station 15 - Lake Asbury	6118	305	ST				309,000	291,000	5,000,000			5,600,000		5,600,000
Fire Station 17 - Peoria Rd	6119	305	ST								500,000	500,000	5,500,000	6,000,000
Fire Station 24 - Virginia Village	6140	305	ST				40,000	4,000,000				4,040,000		4,040,000
Fire Station 22 - Fleming Island	Prop	305	ST				50,000		5,000,000			5,050,000		5,050,000
Fire Station 13 - Clay Hill	Prop	305	ST								300,000	300,000	4,500,000	4,800,000
Fire Station 16 - Penney Farms	Prop	305	ST										5,800,000	5,800,000
Fire Station 18 - Bellair	Prop	305	ST										6,000,000	6,000,000
Fire Station 1 - Branan Field	Prop	305	ST										600,000	600,000
Health Department Bldgs Purchase & Reno	6123	305	ST	4,037,978		7,300,000						0		4,037,978
Public Safety Marine Unit Storage-Dock	Prop	305	ST									0	100,000	100,000
Sheriff Storage Facility	Prop	305	ST									0		0
Sheriff Office Building	Prop	305	ST								2,000,000	2,000,000	38,000,000	40,000,000
Total Public Safety				30,933,856	4,970,648	22,689,858	14,653,072	8,701,104	14,159,496	6,150,792	13,626,608	57,291,072	92,679,692	180,904,620

PUBLIC WORKS														
Road Resurfacing	27	305	ST	19,475,665	2,300,000	4,000,000	4,250,000	5,000,000	5,000,000	5,000,000	5,000,000	24,250,000	50,000,000	93,725,665
Road Paving	6005	305	ST	7,216,740	500,000	583,545	500,000	750,000	750,000	1,000,000	1,000,000	4,000,000		11,216,740
Sidewalks	6019	310	SK	9,222	114,330	120,851	120,851					120,851		130,073
Drainage - Stormwater	6040	305	ST	3,020,146	1,000,000	1,967,255					400,000	400,000		3,420,146
Public Works Building	6080	305	ST	617,408		587,148	687,404	650,000				1,337,404		1,954,812
Infrastructure Studies	6090	305	ST		211,200		100,000					100,000		100,000
Storm Water Study	6145	305	ST				100,000					100,000		100,000
Moody Ave. Drainage Improvements	6113	305	ST		216,240	0						0		0
Sidewalk - CR218-Clay Hill Elem to Taylor Rd.	6116A	305	SG			578,234	578,234					578,234		578,234
Indigo Branch Drainage	7086	305	ST		3,000,000							0		0
Pine Ridge Drainage Improvements	6130	305	ST			100,000	600,000					600,000		600,000
Sidewalk - Old Hard Rd to CR220	Prop	305	ST				110,000					110,000		110,000
Sidewalk - CR218 beyond Taylor Rd.	Prop	305	ST				140,000					140,000		140,000
Sidewalk - Kingsley Lake	Prop	305	ST				140,000					140,000		140,000
Sidewalk - FI Elem Sch. to Calming Waters Dr.	Prop	305	ST				140,000					140,000		140,000
Total Public Works				30,339,181	7,341,770	7,937,033	7,466,489	6,400,000	5,750,000	6,000,000	6,400,000	32,016,489	50,000,000	112,355,670

EXHIBIT B

REVISED ADOPTED EXPENDITURES FY21-22 THROUGH FY25-26

Project Name	Division #	Fund #	Funding Code	Project Actuals	FY20-21 Adopted Budget	FY20-21 Amended 7/27 Budget	FY21-22 Revised Adopted Budget	FY22-23 Proposed Budget	FY23-24 Proposed Budget	FY24-25 Proposed Budget	FY25-26 Proposed Budget	Five Year Project Total	Years 6-10	Total Project
--------------	------------	--------	--------------	-----------------	------------------------	-----------------------------	--------------------------------	-------------------------	-------------------------	-------------------------	-------------------------	-------------------------	------------	---------------

Funding Codes: A=Ad Valorem; BP=Bond Proceeds; CH=Challenger; DV=Developer; FB=Fund Balances; =Federal Grant; GT=Gas Taxes; F=Impact Fees; IT=Interfund Transfer; MF=Mobility Fees; SG=State Grant; SK=Sidewalk Fees; SP=Special Funding; ST=Sales Taxes; TT=Tourist Taxes; UF=User Fees

ENVIRONMENTAL														
Enviro Services-Solid Waste Facilities Upgrade	6131	401	UF				510,900	5,884,000	11,687,000	2,705,000	705,000	21,491,900		21,491,900
Total Environmental					0	0	510,900	5,884,000	11,687,000	2,705,000	705,000	21,491,900		21,491,900

OTHER PROJECTS														
Equipment - Supervisor of Elections	6041	305	ST	945,650	207,500	207,500						0	35,000	980,650
School Board Aid	6042	305	ST	1,600,000		309,908						0		1,600,000
Equipment - General Government	6056	305	ST	895,165	500,000	500,000						0		895,165
Animal Services Building	6112	305	ST		714,000	714,000		2,200,000	8,800,000			11,000,000		11,000,000
Equipment - Extension Services	7083	305		82,885								0		82,885
Municipal Grant	7087	305	ST	300,000		300,000						0		300,000
Parcel Purchases for GCS Municipal Parking	6142	305	ST									0		0
Building Maintenance - Facilities Warehouse	Prop	305	ST										933,000	933,000
Library - Challenger Ctr	Prop	305	ST								750,000	750,000		750,000
Keystone Heights Lakes Projects	6143	305	ST									0		0
GCS Senior Center Kitchen	6144	305	ST				650,000					650,000		650,000
County Muni-Facilities - Challenger Center	Prop	305	ST								500,000	500,000	9,500,000	10,000,000
Property Appraiser Vehicles	67	305	ST	111,939								0	70,000	181,939
Multi-Agency Storage Warehouse	Prop	305	ST						1,500,000	1,500,000		3,000,000		3,000,000
Land Acquisition	Prop	305	ST				1,000,000	1,000,000	1,000,000			3,000,000		3,000,000
Space Needs Study	Prop	305	ST				100,000					100,000		100,000
Transit Study	Prop	312	MF				100,000					100,000		100,000
Total Other Projects				3,935,639	1,421,500	2,031,408	1,850,000	3,200,000	11,300,000	1,500,000	1,250,000	19,100,000	10,538,000	33,573,639
Subtotal - Impact Fee - District 2 Fund (303)				0	0	0	935,525	0	0	0	0	935,525	0	935,525
Subtotal - Impact Fee - District 3 Fund (304)				0	0	0	0	3,385,280	0	0	0	3,385,280	0	3,385,280
Subtotal - Capital Improvement Fund (305)				74,220,452	16,367,871	43,680,543	43,047,512	21,795,104	33,517,496	17,853,792	27,440,908	143,654,812	180,567,692	398,972,956
Subtotal - Lake Asbury APF (311)				4,500	127,000	206,429	206,429	0	0	0	0	206,429	0	210,929
Subtotal - Branan Field APF (309)				350,000	732,940	732,940	732,940	0	0	0	0	732,940	0	1,082,940
Subtotal - Northeast Sector Roads (306)				200,000	560,748	560,748	560,748	0	0	0	0	560,748	0	760,748
Subtotal - West Sector Roads (307)				0	175,250	175,250	175,250	0	0	0	0	175,250	0	175,250
Subtotal - Public Safety \$12.50 Surcharge (301)				3,664,369	343,500	343,500	333,500	0	0	0	0	333,500	0	3,997,869
Subtotal - Sidewalks (310)				9,222	114,330	120,851	120,851	0	0	0	0	120,851	0	130,073
Subtotal - Mobility Projects Fund				0	0	0	100,000	0	0	0	0	100,000	0	100,000
Subtotal - Tourism Taxes (109)				0	0	0	845,000	0	0	0	0	845,000	0	845,000
Subtotal - Solid Waste Fund (401)				0	0	0	510,900	5,884,000	11,687,000	2,705,000	705,000	21,491,900	0	21,491,900
NON-COMPREHENSIVE PLAN TOTAL				78,448,543	18,421,639	45,820,261	47,568,655	31,064,384	45,204,496	20,558,792	28,145,908	172,542,235	180,567,692	432,088,470
GRAND TOTAL				87,975,578	42,608,748	63,880,294	86,814,508	95,366,570	91,310,572	35,472,525	28,145,908	337,110,082	188,848,846	614,464,506

* Mobility projects divisions are each district. 6124=Middleburg & West Clay, 6125=Orange Park, Lakeside, Fleming Island, 6126=Lake Asbury & Green Cove Springs, 6127=Keystone Heights & South Clay
6128=Branan Field & Oak Leaf









Resolution #2021/2022-7 approved at the 10/26/2021 BCC Meeting

Final Audit Report

2021-11-01

Created:	2021-10-28
By:	Dan Littles (daniel.littles@claycountygov.com)
Status:	Signed
Transaction ID:	CBJCHBCAABAAHQS_6cD2ERBdjO6fWL-apmoJmgIuvPXW

"Resolution #2021/2022-7 approved at the 10/26/2021 BCC Meeting" History

-  Document created by Dan Littles (daniel.littles@claycountygov.com)
2021-10-28 - 8:29:37 PM GMT
-  Document emailed to Mike Cella (clayesign@claycountygov.com) for signature
2021-10-28 - 8:30:21 PM GMT
-  Email viewed by Mike Cella (clayesign@claycountygov.com)
2021-10-29 - 4:50:16 PM GMT
-  Document e-signed by Mike Cella (clayesign@claycountygov.com)
Signature Date: 2021-10-29 - 4:50:30 PM GMT - Time Source: server
-  Document emailed to TARA S GREEN (claybccdocs@clayclerk.com) for signature
2021-10-29 - 4:50:32 PM GMT
-  Email viewed by TARA S GREEN (claybccdocs@clayclerk.com)
2021-11-01 - 3:24:23 PM GMT
-  Document e-signed by TARA S GREEN (claybccdocs@clayclerk.com)
Signature Date: 2021-11-01 - 3:24:44 PM GMT - Time Source: server
-  Agreement completed.
2021-11-01 - 3:24:44 PM GMT