

RESOLUTION 2022/2023-2

A RESOLUTION OF THE BOARD OF COUNTY COMMISSIONERS OF CLAY COUNTY, FLORIDA, AMENDING THE CLAY COUNTY CAPITAL IMPROVEMENT PLAN NON-CAPITAL IMPROVEMENT ELEMENT IMPROVEMENTS IN SECTIONS II OF TABLES 2 AND THE REVENUE SOURCES RELATING THERETO IN TABLES 1; PROVIDING AN EFFECTIVE DATE.

**WHEREAS**, the County's Capital Improvement Plan contains both CIE improvements and Non-CIE improvements, as well as revenue sources for each; and

**WHEREAS**, the County's Capital Improvement Plan (Plan) is composed of six categories, with the six Plan Categories attached hereto and incorporated herein as Exhibits A-F; and

**WHEREAS**, within each Plan Category Table 1 specifies revenue sources for both CIE improvements and Non-CIE improvements; and

**WHEREAS**, within each Plan Category Table 2 contains CIE improvements in Section I and Non-CIE improvements in Section II thereof; and

**WHEREAS**, Section 129.06(2) of the Florida Statutes stipulates that the Board may at any time within a fiscal year amend a budget for the year as provided therein; and

**WHEREAS**, amendments to the Non-CIE improvements in the Capital Improvement Plan, specifically in Section II of Table 2 and related changes to the revenue sources in Table 1 of each Plan Category may be made by resolution of the Board to provide for appropriation and expenditure as set forth therein.

**NOW THEREFORE, BE IT RESOLVED** by the Board of County Commissioners of Clay County, Florida, as follows:

Section 1.

Section II of Table 2 within each of the Capital Improvement Plan Categories, Exhibits A-F hereto, is amended as set forth therein in order to make necessary changes as directed by the Board.

Section 2.

Table 1 within each of the Capital Improvement Plan Categories, Exhibits A-F hereto, is amended as set forth therein in order to make it consistent with Section II of Table 2 of each Plan Category.

Section 3.

With respect to the amendments referenced in Section 1 and Section 2 above, the legal effect of this Resolution is that upon its effective date:

- (A) Funds for capital projects identified in the Exhibits shall only be expended consistent therewith; and
- (B) To the extent that corrections, updates, and modifications concerning costs, revenue sources, and acceptance of facilities pursuant to dedications which are inconsistent with the Exhibits, or a change in the date of construction of the capital projects identified in the Exhibits are proposed, such may only be implemented by amendment hereto; and
- (C) Nothing in this Resolution shall have any effect on the improvements listed in Section I of Table 2 within any of Exhibits A-F. This Resolution shall be construed only to amend Section II of Table 2 within Exhibits A-F and the related revenue sources in Table 1 thereto.

Section 4.

This Resolution shall take effect immediately upon its adoption.

**DULY ADOPTED**, by the Board of County Commissioners, Clay County, Florida, this 11th day of October, 2022.

BOARD OF COUNTY COMMISSIONERS  
OF CLAY COUNTY, FLORIDA



ATTEST:

Tara S. Green  
Clay County Clerk of Court and Comptroller  
Ex Officio Clerk to the Board

By: WFBolla  
WFBolla (Oct 13, 2022 13:06 EDT)  
Wayne Bolla, Chairman

**Exhibit A**

Clay County Capital Improvement Plan  
 TABLE 1 - Summary Report Fiscal Years 2021/2022 through 2026/2027  
 Capital Funds Revenues

Revenue Sources	Fund #	Workday Fund #	Object #	Funding Code	FY19-20	FY21-22	FY22-23	FY23-24	FY24-25	FY25-26	FY26-27	Five Year Project Total	Revenue Totals	Comments
					Actuals	Current Budget	Proposed Budget	Proposed Budget	Proposed Budget	Proposed Budget	Proposed Budget			
<b>Fund Level Revenues</b>														
Prior Year Carry Forward - Capital Improvement Fund	305	FD3003	399002		43,646,472	53,506,692	36,243,659	16,825,770	188,806	1,370,430	1,451,394			Adjusts as plan changes are made from FY21-22 on
2nd Local Option Gas Tax Receipts	305	FD3003	312420		2,763,402	3,003,425	2,801,361	2,857,388	2,914,536	2,972,827	3,032,283	14,549,537	19,939,665	2% annual increases from FY21-22
Discretionary Sales Surtax Receipts	305	FD3003	312600		8,015,256	0	0	0					8,015,256	Deposited in Fund 120. Transferred after Debt Svc
Transfer In from Fund 120 - ISS Revenue Fund	305	FD3003	381120		11,904,141	17,675,548	13,446,410	13,849,802	14,265,296	14,693,255	15,134,053	73,930,312	104,881,445	3% increases from FY21-22
Interest Earnings - Capital Improvement Fund	305	FD3003	361000		262,358	355,122	362,437	168,258	1,888	13,704		901,409	1,388,767	Approximately 1% of carry forward amount
Interest Earnings - Capital Improvement Fund	305	FD3003	361100		186,561								186,561	
Disposition of Fixed Assets	305	FD3003	364000		133,367	50,000	50,000						133,367	About average amount over last 10 years
Less 5% Budgeted Revenues - Capital Improvement Fund	305	FD3003	399001			(170,427)	(158,190)	(151,282)	(145,821)	(149,327)	(151,614)			
<b>Subtotal - Capital Improvement Fund</b>					<b>66,911,557</b>	<b>74,420,360</b>	<b>52,745,677</b>	<b>33,549,936</b>	<b>17,224,705</b>	<b>18,900,890</b>	<b>19,466,116</b>	<b>89,381,257</b>	<b>143,653,852</b>	
<b>Project Specific Revenue</b>														
Revenue Sources	Fund #	Workday Fund #	Object #	Funding Code	FY19-20 Actuals	FY21-22 Current Budget	FY22-23 Proposed Budget	FY23-24 Proposed Budget	FY24-25 Proposed Budget	FY25-26 Proposed Budget	FY26-27 Proposed Budget	Five Year Project Total	Revenue Totals	Comments
Interfund Transfer - Challenger	305	FD3003	381128			750	15,379	15,379	15,379	15,379	15,379	62,266	63,566	
Interfund Transfer - TDC (Sports Complex match)	305	FD3003	381109									0	200,000	Part of match toward NE Sports Complex
Interfund Transfer - General Fund - HHS	305	FD3003	381300			408,656						408,656	408,656	HHS deposited in Gen Fund to purchase ambulances
<b>Subtotal - Capital Improvement Fund</b>	<b>305</b>	<b>FD3003</b>	<b>305</b>		<b>0</b>	<b>409,406</b>	<b>15,379</b>	<b>15,379</b>	<b>15,379</b>	<b>15,379</b>	<b>15,379</b>	<b>470,922</b>	<b>470,922</b>	

**Exhibit A**

Clay County Capital Improvement Plan

TABLE 2 - Summary Report Fiscal Years 2021/2022 through 2026/2027

Section I Comprehensive Plan Capital Improvements - Capital Improvement Element (CIE)															
Project Name	Division #	Workday Account #	Fund #	Funding Code	Project Actuals	FY21-22 Current Budget	FY22-23 Proposed Budget	FY23-24 Proposed Budget	FY24-25 Proposed Budget	FY25-26 Proposed Budget	FY26-27 Proposed Budget	Five Year Project Total	Years 6-10	Total Project	Comments
Atlantis Drive	6076A	PRJ100198	305	SG, SP, GT	1,615,058	996,140						996,140		2,611,198	CCUA paying \$1,108,792, State paying \$2,065,000
CR218 Extension	6083	PRJ100186	305	DV, GT				2,000,000				2,000,000		2,000,000	Developer project, County paying \$2,000,000
CR220 (Henley Rd to Knight Box)	6065	PRJ100171	305	SG, GT	1,555,631	229,978						229,978		14,721,017	Design FY21-24, Const FY24-25
SR23/Westside Access Rd	6096	PRJ100195	305	GT								0		878,727	Design FY27-28, ROW acquis FY28-29
CR220 - Quadrant Intersection (East)	6121	PRJ100221	305	GT		1,000,000	1,000,000					2,000,000		2,000,000	Design FY21-22, construction FY22-23
<b>Subtotal - Capital Improvement Fund</b>					<b>3,170,689</b>	<b>2,226,118</b>	<b>1,000,000</b>	<b>2,000,000</b>	<b>0</b>	<b>0</b>	<b>0</b>	<b>5,226,118</b>		<b>22,210,942</b>	

Clay County Capital Improvement Plan

TABLE 2 - Summary Report Fiscal Years 2021/2022 through 2026/2027

Section II Non-Comprehensive Plan Capital Improvements															
Project Name	Division #	Workday Account #	Fund #	Funding Code	Project Actuals	FY21-22 Current Budget	FY22-23 Proposed Budget	FY23-24 Proposed Budget	FY24-25 Proposed Budget	FY25-26 Proposed Budget	FY26-27 Proposed Budget	Five Year Project Total	Years 6-10	Total Project	Comments
<b>TRANSPORTATION</b>															
Intersection Improvements-Minor Capacity	7084	PRJ100214	305	ST		500,000	500,000	500,000				1,500,000		1,500,000	List of projects in priority
Equipment - Transportation	6059	PG1020	305	ST	6,380,536	1,749,880	1,250,000	1,273,000				5,772,880		12,153,416	Heavy equipment replacement
Ridgely Landing Drainage Improvements (Match)	6092A	PRJ100293	305	FG, ST	6,240	6,176						6,176		12,416	\$21,363,66 spent in fund 131 FY19-20, FEMA pays 75%
Knight Box & CR220 Drainage Improvements (Match)	6092C	PRJ100294	305	FG, ST	11,998	34,290						34,290		46,288	\$21,703,62 spent in fund 131 FY19-20, FEMA pays 75%
Turnbleweed Dr.-Tanglewood Village Drainage (Match)	6092D	PRJ100295	305	FG, ST	10,224	13,702						13,702		23,926	Complete in FY21-22, Fed pays 75%
Homestead Rd Drainage - Tanglewood (Match)	6092E	PRJ100296	305	FG, ST		7,979						7,979		7,979	Complete in FY21-22, Fed pays 75%
Greenwood Drainage Improvements (Match)	6092F	PRJ100297	305	FG, ST	40,059	34,599						34,599		74,658	\$22,895 spent in fund 131 FY19-20, FEMA pays 75%
Bridge Improvements	6093	PG1004	305	ST	855,705	250,000	500,000	500,000				2,750,000		3,605,705	List of projects in priority
Aquarius Concourse		PRJ100386	305	ST, SP		50,000	2,444,553					2,494,553		2,494,553	CCUA paid \$2,105,447 July 2022
CR224 (College) RRR CR220 to SR21	6095	PRJ100194	305	ST	192,766	2,989,922						2,989,922		3,182,688	Design FY20-21, construction FY21-22
CR220 RRR - Swimming Pen Creek to US17	6098	PRJ100197	305	ST	407,869	2,746,403						2,746,403		3,154,272	Carryover to completion
Oakleaf Plantation/Eagle Landing Signal	6111	PRJ100209	305	ST		500,000						500,000		500,000	Carryover to completion
CR220 - Town Center Intersection	6117A	PRJ100299	305	ST		50,912						50,912		50,912	Carryover to completion
Cheswick Oaks Road Connectors and Crossing	6085	PRJ100187	305	ST								0		24,000,000	Resurfacing Cheswick project #
<b>Total Transportation</b>					<b>7,905,397</b>	<b>8,933,863</b>	<b>4,694,553</b>	<b>2,273,000</b>	<b>1,000,000</b>	<b>1,000,000</b>	<b>1,000,000</b>	<b>18,901,416</b>		<b>24,000,000</b>	<b>50,806,813</b>
<b>PARKS &amp; RECREATION</b>															
Multipurpose Field - Thunderbolt Park	6062	PRJ100168	305	ST	26,257	185,400						185,400		211,657	Football field lighting installation.
Fairgrounds Improvements	6067	PRJ100173	305	TT, ST	561,949	293,050						293,050		854,999	Intra. improves. \$645K from TT. Grant applied for
Fairgrounds - FDACS Exhibit Hall Remodel	6067A	PRJ100301	305	TT, ST	438,266	416,275						416,275		854,541	Renovate and carryover to completion
DEO Grant - NE Sports Complex	6120A	PRJ100304	305	SG, TT, ST	5,750	2,050,000	750,000					2,800,000		2,805,750	Land Acquis & Design FY20-21, Con FY21-22, St-\$3M
Fairgrounds Master Plan Improvements	7071	PRJ100284	305	ST		300,000	2,210,000					2,510,000		2,510,000	Infrastructure improvements, Commence FY21-22
Mocassin Slough-Tower classroom, boardwalk		PRJ100391	305	ST		260,050	439,950					700,000		2,000,000	Construct observation tower, classroom & boardwalk
Oakleaf Community Park Phase II		Future1	305	ST								0		4,200,000	Expand parking, multi-field, ball fields, lights
Twin Lakes Park - Lighting		Future2	305	ST								0		1,244,000	Lighting installation
Walter Odum Park - Lighting		Future3	305	ST								0		1,632,300	Light poles replacement & conversion to LEDs
Omega Park - Lighting		Future4	305	ST					1,538,000			1,538,000		1,538,000	Light poles replacement & conversion to LEDs
Neptune Park Phase II	6149	PRJ100355	305	ST		240,000						240,000		240,000	New ball field, parking expansion, storage, playground
Additional Pickleball Courts	6150	PRJ100356	305	ST		138,500						138,500		138,500	Build new pickleball courts for park patrons
Greenway Trail-Jennings Park	6159	PRJ100365	305	SG		0						0		0	Design of trail from Live Oak LN to Jennings Park
Main St. Park Expansion & Boat Ramp Improve		Future5	305	ST					250,000			250,000		250,000	Purchase neighbouring land
Trail Connector Study-Doctors Lake Br to NAS		Future6	305	ST					35,000			35,000		35,000	Feasibility Study for trail through Orange Park
<b>Total Parks &amp; Recreation</b>					<b>1,032,222</b>	<b>3,038,275</b>	<b>3,399,950</b>	<b>35,000</b>	<b>1,788,000</b>	<b>0</b>	<b>0</b>	<b>8,261,225</b>		<b>8,376,300</b>	<b>18,514,747</b>

Project Name	Division #	Workday Account #	Fund #	Funding Code	Project Actuals	FY21-22 Current Budget	FY22-23 Proposed Budget	FY23-24 Proposed Budget	FY24-25 Proposed Budget	FY25-26 Proposed Budget	FY26-27 Proposed Budget	Five Year Project Total	Years 6-10	Total Project	Comments
<b>PUBLIC SAFETY</b>															
Public Safety/Sheriff Training Facility	6049	PR1100159	305	ST	885,282							0	4,940,000	5,825,282	Design FY27-28, construction FY28-29
Equipment - Public Safety	6057	PG1019	305	ST	9,023,900	1,624,582	2,516,000	2,968,501	2,990,862	3,432,267	4,198,116	17,730,328	19,847,003	46,601,231	Equipment and vehicle replacement
Equipment Public Safety Grant Funded		GR010081	305	FG		441,753						441,753		441,753	Purchase of Rescue Vehicle
Equipment - Sheriff - Capital & Vehicles	6078	PG1021	305	ST	6,723,578	2,466,413	2,009,604	2,049,796	2,090,792	2,132,608	2,175,260	12,924,473	11,967,181	31,615,232	Equipment and vehicle replacement
Fire Station 1 - Briar Hill	Prop	Future7	305	ST								600,000	600,000	600,000	Design FY30-31
Fire Station 13 - Clay Hill	Prop	Future8	305	ST							300,000	300,000	4,500,000	4,800,000	Design FY26-27, construction FY27-28
Fire Station 15 - Lake Asbury	6118	PR1100285	305	ST		325,000		500,000	1,000,000	1,500,000	2,984,000	6,309,000	6,309,000	6,309,000	Design FY21-23, construction FY23-24
Fire Station 16 - Penny Farms	Prop	Future9	305	ST								0	5,800,000	5,800,000	Design FY27-28, construction FY28-29
Fire Station 17 - Peoria Rd	6119	Future10	305	ST								0	6,000,000	6,000,000	Design FY27-28, construction FY28-30
Fire Station 18 - Bellair	Prop	Future11	305	ST									6,000,000	6,000,000	Design FY29-30, construction FY30-31
Fire Station 20 - GCS	6089	PR1100190	305	ST		200,000	1,300,000	5,000,000	2,000,000			6,500,000	6,500,000	Carryover to completion	
Fire Station 22 - Fleming Island	6151	PR1100357	305	ST		325,000	5,000,000	2,000,000	2,000,000	2,000,000	1,725,000	6,050,000	6,050,000	Design FY21-22, construction FY23-24	
Fire Station 24 - Virginia Village	6140	PR1100286	305	ST		325,000	5,000,000	2,000,000	2,000,000	2,000,000	7,325,000	7,325,000	7,325,000	Design FY21-22, construction FY22-23	
Gun Range	6106	PR1100204	305	ST	205,062	3,500,000	1,500,000					3,500,000	3,705,062	3,705,062	Bid and design FY20-21, construction FY21-23
Burn Building	6129	PR1100366	305	ST		1,500,000	1,500,000					3,000,000	3,000,000	3,000,000	Part of firefighting training
Radio Tower Upgrades	6109	PR1100207	305	ST	1,478,006	646,627						646,627	2,124,633	2,124,633	Contracted FY20-21, completion FY21-22
E911 Consolidation Bldg Purchase & Reno	6110	PR1100208	305	ST	2,056,583	2,419,284						2,419,284	4,475,867	4,475,867	Purchase FY20-21, renovations carried to complete
Public Safety Marine Unit Storage-Dock	Prop	Future12	305	ST								0	100,000	100,000	Protective storage of vessels and equipment
Sheriff Storage Facility	Prop	Future13	305	ST								0	610,000	610,000	25,000 sq. ft. to properly house specialty equipment
Sheriff Office Building	Prop	Future14	305	ST								2,000,000	38,000,000	40,000,000	100,000 sq ft @ \$400 sq. ft.
<b>Total Public Safety</b>					<b>20,372,411</b>	<b>13,273,659</b>	<b>12,325,604</b>	<b>12,518,297</b>	<b>8,081,654</b>	<b>11,064,875</b>	<b>11,382,376</b>	<b>69,146,465</b>	<b>98,364,184</b>	<b>187,883,060</b>	

<b>PUBLIC WORKS</b>															
Road Resurfacing	27	PG1005	305	ST	19,475,665	4,567,290	7,500,000	5,000,000	4,000,000	4,000,000	4,000,000	29,067,290	50,000,000	98,542,955	High Prairie Ln add \$77,290, \$10 million/yr 6-10
Road Paving	6005	PG1002	305	ST	7,216,740	1,083,545	750,000	750,000	1,000,000	1,000,000	1,000,000	5,583,545	12,800,285	12,800,285	Carryover for Deer Trail Fy 21-22. Projects in priority
Drainage - Stormwater	6040	PG1003	305	ST	3,020,146	62,918						862,918	3,883,064	3,883,064	List of projects in priority - ARP - Dec. 14
Public Works Building	6080	PR1100184	305	ST	617,408	687,404	650,000					1,337,404	1,954,812	1,954,812	2 sites - Renovate/build, increase for Knowles Pit
Infrastructure Studies	6090	PR1100287	305	ST		100,000						100,000	100,000	100,000	Pushed to FY21-22 - with ARP funds
Storm Water Study	6145	PR1100288	305	ST		100,000						100,000	100,000	100,000	Stormwater infrastructure feasibility/cost study-ARP
Moody Ave. Drainage Improvements	6113	PR1100211	305	ST								0	0	0	Grant revenue not received, project on hold
Sidewalk - CR218-Clay Hill Elem to Taylor Rd.	6116A	PR1100330	305	SG		0						0	0	0	Completion in FY20-21
Pine Ridge Drainage Improvements	6130	PR1100290	305	ST		910,626						910,626	910,626	910,626	Urgent issues to mitigate flooding - Dec. 14
Sidewalks - Construction		PG1022	305	ST		0	350,000								Sidewalk replacement
Sidewalk - Old Hard Rd to CR220	6152	PR1100358	305	ST		110,000						110,000	110,000	110,000	Sidewalk for safe walking to school
Sidewalk - CR218 beyond Taylor Rd.	6153	PR1100359	305	ST		58,735						58,735	58,735	58,735	Sidewalk lengthened beyond Taylor Rd. on CR218
Sidewalk - Kingsley Lake	6154	PR1100360	305	ST		201,550						201,550	201,550	\$15K Survey/Design, \$125K construction	
Sidewalk - Thunderbolt Elem. to Calming Waters Dr.	6155	PR1100361	305	ST		159,715						159,715	159,715	\$15K Survey/Design, \$125K construction	
Sidewalk - Doctors Inlet Elementary School	Prop	Future15	305	ST, SG			179	212				391	391	391	FOOT paving \$959,109
<b>Total Public Works</b>					<b>30,329,959</b>	<b>8,041,783</b>	<b>9,250,179</b>	<b>5,750,212</b>	<b>5,000,000</b>	<b>5,400,000</b>	<b>5,400,000</b>	<b>38,842,174</b>	<b>50,000,000</b>	<b>118,822,133</b>	

<b>OTHER PROJECTS</b>																
Equipment - Supervisor of Elections	6041	PR1100277	305	ST	945,650							0	35,000	980,650	Voting equipment & machines/replacement	
Animal Services Building	6112	PR1100210	305	ST		972,408	4,200,000	10,800,000				15,972,408	15,972,408	15,972,408	Design FY20-21, construction FY23-25	
Library - Challenger Cr	Prop	Future16	305	ST								0	750,000	750,000	\$750,000 Placeholder until firm figures	
GCS Senior Center Kitchen	6144	PR1100276	305	ST		600,000	65,000					665,000	665,000	665,000	Moved from Operating Budget	
County Muni-Facilities - Challenger Center	Prop	Future17	305	ST								0	10,000,000	10,000,000	\$10 million placeholder until firm figures	
Property Appraiser Vehicles	67	Future18	305	ST	111,939							0	70,000	181,939	2 vehicles @ \$35K each	
Multi-Agency Storage Warehouse	Prop	Future19	305	ST								0	3,000,000	3,000,000	For Public Safety, Sheriff and Facilities. Inf constraints	
Land Acquisition	6156	PR1100362	305	ST		1,000,000	1,000,000					2,000,000	2,000,000	2,000,000	Flexibility for land opportunities	
<b>Total Other Projects</b>					<b>1,057,589</b>	<b>2,572,408</b>	<b>5,265,000</b>	<b>10,800,000</b>	<b>0</b>	<b>0</b>	<b>0</b>	<b>18,637,408</b>	<b>13,855,000</b>	<b>33,549,997</b>		
<b>Subtotal - Capital Improvement Fund (305)</b>					<b>63,868,267</b>	<b>38,586,106</b>	<b>35,935,286</b>	<b>33,376,509</b>	<b>15,869,654</b>	<b>17,464,875</b>	<b>17,782,376</b>	<b>159,014,806</b>	<b>294,203,965</b>	<b>585,678,050</b>	<b>585,678,050</b>	
<b>GRAND TOTAL</b>					<b>63,868,267</b>	<b>38,586,106</b>	<b>35,935,286</b>	<b>33,376,509</b>	<b>15,869,654</b>	<b>17,464,875</b>	<b>17,782,376</b>	<b>159,014,806</b>	<b>294,203,965</b>	<b>585,678,050</b>		

**Exhibit B**

Clay County Capital Improvement Plan  
 TABLE 1 - Summary Report Fiscal Years 2021/2022 through 2026/2027  
 Capital Funds Revenues

Revenue Sources	Fund #	Workday Fund #	Object #	FY21-22 Current Budget	FY22-23 Proposed Budget	FY23-24 Proposed Budget	FY24-25 Proposed Budget	FY25-26 Proposed Budget	FY26-27 Proposed Budget	Five Year Project Total	Revenue Totals	Comments
<b>Fund Level Revenues</b>												
Impact Fees Trans District 3	303	FD3001	324310	95,000	50,000	-	0	0	0	145,000	383,815	Impact fee continued collections before mobility fees
Interest Earnings - Impact Fee District 3 Fund	303	FD3001	361000	73,208	66,806	27,916	28,181	28,449	28,719	253,280	256,780	
Prior Year Forward - Impact Fee District 3 Fund	303	FD3001	399002	7,320,838	6,680,636	2,791,602	2,818,122	2,844,894	2,871,921			Initial amount was transfer from Fund 305
Less 5% Budgeted Revenues - Impact Fees District 3 Fund	303	FD3001	399001	(8,410)	(5,840)	(1,396)	(1,409)	(1,422)	(1,436)			
Impact Fees Trans District 2	304	FD3002	324311	65,000	35,000	-	0	0	0	100,000	145,000	Impact fee continued collections before mobility fees
Interest Earnings - Impact Fee District 2 Fund	304	FD3002	361000	44,410	37,949	232	235	237	239	83,302	85,302	
Prior Year Forward - Impact Fee District 2 Fund	304	FD3002	399002	4,440,958	3,794,897	23,241	23,461	23,684	23,909			Initial amount was transfer from Fund 305
Less 5% Budgeted Revenues - Impact Fees District 2 Fund	304	FD3002	399001	(5,470)	(3,647)	(12)	(12)	(12)	(12)			
Mobility Fees - Middleburg and West Clay District 1	312	FD3009	324301	164,200	225,000	225,000	225,000	225,000	189,020	1,253,220	7,786,220	Includes approximate cash collections
Interest Earnings - Mobility District 1				55	2,839	5,003	7,188	9,394	11,621	36,099		
Prior Year Forward - Mobility District 1	324321			127,812	283,854	500,301	718,804	939,382	1,162,056			
Less 5% Budgeted Revenues - Mobility District 1				(8,213)	(11,392)	(11,500)	(11,609)	(11,720)	(10,032)			
Mobility Fees - Orange Park, Lakeside, Fleming Island District 2	312	FD3009	324302	215,787	255,000	255,000	255,000	255,000	215,787	1,451,574		
Interest Earnings - Mobility District 2				35	2,759	5,208	7,680	10,176	12,695	38,553		
Prior Year Forward - Mobility District 2	324322			70,908	275,939	520,811	768,008	1,017,554	1,269,471			
Less 5% Budgeted Revenues - Mobility District 2				(10,791)	(12,888)	(13,010)	(13,134)	(13,259)	(11,424)			
Mobility Fees - Keystone Heights, South Clay District 7	312	FD3009	324303	49,951	55,000	55,000	55,000	55,000	51,510	321,461		
Interest Earnings - Mobility District 7				10	670	1,199	1,733	2,272	2,816	8,700		
Prior Year Forward - Mobility District 7	324324			19,557	67,020	119,907	173,296	227,192	281,601			
Less 5% Budgeted Revenues - Mobility District 7				(2,498)	(2,784)	(2,810)	(2,837)	(2,864)	(2,716)			
Mobility Fees - Lake Asbury, Green Cove Springs District 4	312	FD3009	324304	5,313,140	6,500,000	6,500,000	6,500,000	6,500,000	5,000,000	36,313,140		
Interest Earnings - Mobility District 4				270	61,511	103,845	96,582	109,249	132,037	503,493		
Prior Year Forward - Mobility District 4	324323			2,038,851	6,151,066	10,384,501	9,658,153	10,924,906	13,203,693			
Less 5% Budgeted Revenues - Mobility District 4				(265,671)	(328,076)	(330,192)	(329,829)	(330,462)	(256,602)			
Mobility Fees - Branan Field, Oakleaf District 5	312	FD3009	324305	1,618,818	2,300,000	2,300,000	2,300,000	2,300,000	2,082,560	12,901,378		
Interest Earnings - Mobility District 5				80	29,116	21,242	13,294	5,271	7,171	69,003	69,003	Adjusts as plan changes are made from FY21-22 on
Prior Year Forward - Mobility District 5	324325			1,373,631	2,911,584	2,124,244	1,329,425	527,054	717,061			
Less 5% Budgeted Revenues - Mobility District 5				(80,945)	(116,456)	(116,062)	(115,665)	(115,264)	(104,487)			
<b>Revenue Sources</b>												
<b>Project Specific Revenue</b>												
Northeast Sector	306	FD3004	399002	560,748	-	-	-	-	-	560,748	560,748	Fair Share
West Sector	307	FD3005	399002	175,250	-	-	-	-	-	175,250	175,250	Fair Share
Lake Asbury APF Fund	311	FD3008	324210	206,429	-	-	-	-	-	206,429	206,429	Adequate Public Facility Fees
Branan Field APF Fund	309	FD3006	324220	732,940	-	-	-	-	-	732,940	732,940	Adequate Public Facility Fees
Sidewalk Fund	310	FD3007	324211	120,851	-	-	-	-	-	120,851	120,851	Sidewalk Fees
<b>Subtotal - Other Revenue Funds</b>				<b>1,796,218</b>	<b>0</b>	<b>0</b>	<b>0</b>	<b>0</b>	<b>0</b>	<b>1,796,218</b>	<b>1,796,218</b>	

**Exhibit B**

Clay County Capital Improvement Plan

TABLE 2 - Summary Report Fiscal Years 2021/2022 through 2026/2027

Section I Comprehensive Plan Capital Improvements - Capital Improvement Element (CIE) - Expenditures													
Project Name	Division #	Workday Account #	Fund #	FY21-22 Current Budget	FY22-23 Proposed Budget	FY23-24 Proposed Budget	FY24-25 Proposed Budget	FY25-26 Proposed Budget	FY26-27 Proposed Budget	Five Year Project Total	Years 6-10	Total Project	Comments
Radar Road US17 to Town Center Blvd	6132	PR1100282	303	800,000	4,000,000					4,800,000		4,800,000	Design FY21-22, construction FY22-23 (District 3)
CR315 Road Improvement - Willow Springs	6133	PR1100283	324323	935,525						935,525		935,525	Design FY21-22, construction FY22-23 (District 3)
CR218 Cosmos Ave to Carter Spencer	6135	PR1100381	304	750,000	840,958					1,590,958		1,590,958	District 2
Proj #1 CR218 - Pinetree Ln. to Cosmo Ave. 4Ln.	6107	PR1100147	304		3,000,000								
Proj #2 CR209 - Peters Creek south to US17 4Ln.	6108	PR1100196	324323			4,000,000	500,000						
Proj #3 CR209 - Peters Creek to Sandridge	6101	PR1100199	324323				2,000,000	4,000,000					
Proj #4 CR739B - Henley to west of CR209	6102	PR1100200	324323			1,000,000	1,000,000	2,000,000					
Proj #5 CR220 - Baxley Rd. to west of Henley Rd.	6103	PR1100201	324325		3,000,000	3,000,000	3,000,000	2,000,000					
Proj #6A FCC from Maryland Ave. to US17	6104	PR1100202	324323				1,500,000						
Proj #6B FCC from SR23 to Maryland Ave.	6105	PR1100203	324323		2,000,000	2,000,000							
<b>Special Districts</b>													
Northeast Sector Roads	6046	PR1100280	306	560,748						560,748		760,748	Fair Share generated
West Sector Roads	6086	PR1100281	307	175,250						175,250		175,250	Fair Share generated
Branan Field APF	6045	PR1100279	309	732,940						732,940		1,082,940	Adequate public facilities, no specific project
Lake Asbury APF	6022	PR1100278	311	206,429						206,429		210,929	Adequate public facilities, no specific project
Sidewalks - Developers	6019	PG1006	310	120,851						120,851		130,073	List of projects in priority
<b>Subtotal - Impact Fee Fund\Mobility\APF Funds</b>				<b>4,281,743</b>	<b>12,840,958</b>	<b>10,000,000</b>	<b>8,000,000</b>	<b>6,000,000</b>	<b>0</b>	<b>41,122,701</b>		<b>9,556,350</b>	

\* Mobility projects divisions are each district. 6124=Middleburg & West Clay, 6125=Orange Park, Lakeside, Fleming Island, 6126=Lake Asbury & Green Cove Springs, 6127=Keystone Heights & South Clay  
6128=Branan Field & Oak Leaf

**Developer Funded Projects**

Verberna Parkway - Proj #7	6126	PR1100222	312D	831,085			8,110,781			8,941,866		8,941,866	Developer project, reimbursed with mobility fees
NS3 and EW1 Proj #8	6126	PR1100223	312D		920,128					920,128	8,281,154	9,201,282	Developer project, reimbursed with mobility fees

## Exhibit C

Clay County Capital Improvement Plan  
 TABLE 1 - Summary Report Fiscal Years 2021/2022 through 2026/2027  
 Capital Funds Revenues

Revenue Sources	Fund #	Workday Fund #	Object #	FY20-21 Actuals	FY21-22 Current Budget	FY22-23 Proposed Budget	FY23-24 Proposed Budget	FY24-25 Proposed Budget	FY25-26 Proposed Budget	FY26-27 Proposed Budget	Five Year Project Total	Revenue Totals	Comments
<b>Fund Level Revenues</b>													
Interest Earnings - 2020 Bond Fund	320	FD3010	361000	192,657	500,000	650,000	59,204	11,086,957	237,637		1,209,204	2,306,491	Interest
Prior Year Carry Forward - 2020 Bond Fund	320	FD3010	399002	129,249,191	124,990,635	105,645,596	50,920,470	11,086,957	237,637		292,681,295	421,930,486	Fund Balance adjustments
<b>Subtotal - 2020 Bond Fund</b>	320	FD3010	320	129,441,848	125,290,635	106,295,596	50,979,674	11,086,957	237,637	0	293,890,498	424,236,976	

## Exhibit C

Clay County Capital Improvement Plan  
 TABLE 2 - Summary Report Fiscal Years 2021/2022 through 2026/2027

Project Name	Division #	Workday Account #	Workday Fund #	Section I Comprehensive Plan Capital Improvements - Capital Improvement Element (CIE) - Expenditures												Five Year Project Total	Years 6-10	Total Project	Comments
				FY20-21 Actuals	FY21-22 Current Budget	FY22-23 Proposed Budget	FY23-24 Proposed Budget	FY24-25 Proposed Budget	FY25-26 Proposed Budget	FY26-27 Proposed Budget									
<b>Bond Projects Management</b>																			
Proj #1 CR218 - Pinetree Ln. to Cosmo Ave. 4Ln.	6107	PR1100147	FD3010	61,539	208,050	215,130	181,325	169,952	0	0	0	774,457	857,881	Project Manager personnel plus PFM investment fee					
Proj #2 CR209 - Peters Creek south to US17 4Ln.	6108	PR1100196	FD3010	1,407,322	7,178,600	8,158,613	5,732,224	486,529	0	0	21,555,966	22,986,582	CCUA paying \$424,395 in FY20-21						
Proj #3 CR209 - Peters Creek to Sandridge	6101	PR1100199	FD3010	437,017	2,587,000	4,934,407	6,082,154	198,160	0	0	13,801,721	14,252,337	Total of projects \$131,824,913						
Proj #4 CR739B - Henley to west of CR209	6102	PR1100200	FD3010	582,474	3,158,319	3,934,594	285,418	2,743,855	230,000	0	10,122,186	10,957,853	Projects include contingency and legal fees						
Proj #5 CR220 - Baxley Rd. to west of Henley Rd.	6103	PR1100201	FD3010	656,920	2,127,200	14,077,988	11,483,421	407,825	0	0	28,096,434	28,776,615	Projects include contingency and legal fees						
Proj #6A FCC from Maryland Ave. to US17	6104	PR1100202	FD3010	462,882	4,363,000	5,259,585	332,198	210,000	0	0	10,164,783	10,641,698	Projects include contingency and legal fees						
Proj #6B FCC from SR23 to Maryland Ave.	6105	PR1100203	FD3010	325,503	2,432,626	6,336,300	4,280,180	3,760,000	698,160	0	16,809,106	17,846,504	Projects include contingency and legal fees						
<b>Subtotal - 2020 Bond Fund</b>				799,259	8,090,244	13,108,509	11,575,000	2,873,000	928,160	0	35,646,753	36,449,107	Projects include contingency and legal fees						
				1,468,861	30,145,039	56,025,126	39,951,920	10,849,321	1,209,204	0	137,899,566	142,768,577	Includes proceeds and using interest earned						



**Exhibit D**

Clay County Capital Improvement Plan  
 Clay County Capital Improvement Plan  
 TABLE 1 - Summary Report Fiscal Years 2021/2022 through 2026/2027  
 Capital Funds Revenues

Revenue Sources	Fund #	Workday Fund #	Object #	FY21-22 Current Budget	FY22-23 Proposed Budget	FY23-24 Proposed Budget	FY24-25 Proposed Budget	FY25-26 Proposed Budget	FY26-27 Proposed Budget	Five Year Project Total	Revenue Totals	Comments
Solid Waste Fund	401	FD4000	34XXXX	510,900	1,674,000	1,150,000	6,820,000	4,600,000	5,400,000	20,154,900	20,154,900	Charges for Service
Building Fund	138	FD1028	32XXXX	1,500,000	3,000,000	5,500,000	-	-	-	10,000,000	10,000,000	Building Fees
Public Safety \$12.50 Surcharge Expenses		FD3000	399002	463,527								
Atlantis Drive (CCUA Funding)	6076A	PRJ100198	305	0						0	0	CCUA paying \$1,108,792 (paid Feb FY20-21), State paying \$2,065,000
Fairgrounds Improvements	6067	PRJ100173	305	645,000						645,000	645,000	
DEO Grant - NE Sports Complex	6120A	PRJ100304	305	200,000						200,000	200,000	
Aquarius Concourse (CCUA Funding)		PRJ100386	305	610,000	1,495,447					2,105,447	3,600,894	CCUA paid \$2,105,447 July 2022
<b>Subtotal Funds</b>				<b>3,319,427</b>	<b>4,674,000</b>	<b>6,650,000</b>	<b>6,820,000</b>	<b>4,600,000</b>	<b>5,400,000</b>	<b>30,999,900</b>	<b>30,999,900</b>	

**Exhibit D**

Clay County Capital Improvement Plan  
 Clay County Capital Improvement Plan  
 TABLE 2 - Summary Report Fiscal Years 2021/2022 through 2026/2027  
 Capital Improvement Element (CIE)

Project Name	Division #	Workday Account #	Fund #	FY21-22 Current Budget	FY22-23 Proposed Budget	FY23-24 Proposed Budget	FY24-25 Proposed Budget	FY25-26 Proposed Budget	FY26-27 Proposed Budget	Five Year Project Total	Years 6-10	Total Project	Comments
Atlantis Drive (CCUA Funding)	6076	PRJ100198	305	0						0	0	0	CCUA paying \$1,108,792 (paid Feb FY20-21) State paying \$2,065,000
<b>Subtotal Other Projects - Capital Improvement Element (CIE)</b>				<b>0</b>	<b>0</b>	<b>0</b>	<b>0</b>	<b>0</b>	<b>0</b>	<b>0</b>	<b>0</b>	<b>0</b>	

Clay County Capital Improvement Plan  
 Clay County Capital Improvement Plan  
 TABLE 2 - Summary Report Fiscal Years 2021/2022 through 2026/2027  
 Non-Comprehensive Plan Capital Improvements

Project Name	Division #	Workday Account #	Fund #	FY21-22 Current Budget	FY22-23 Proposed Budget	FY23-24 Proposed Budget	FY24-25 Proposed Budget	FY25-26 Proposed Budget	FY26-27 Proposed Budget	Five Year Project Total	Years 6-10	Total Project	Comments
<b>ENVIRONMENTAL</b>													
Enviro Services-Solid Waste Facilities Upgrade	6131	PRJ100292	401	510,900	1,674,000	1,150,000	6,820,000	4,600,000	5,400,000	20,154,900	20,154,900	20,154,900	Funded through saved user fees in reserves
<b>Subtotal Solid Waste Fund</b>				<b>510,900</b>	<b>1,674,000</b>	<b>1,150,000</b>	<b>6,820,000</b>	<b>4,600,000</b>	<b>5,400,000</b>	<b>20,154,900</b>	<b>20,154,900</b>	<b>20,154,900</b>	
<b>OTHER PROJECTS</b>													
Building Department Building		PRJ100387	138	1,500,000	3,000,000	5,500,000				10,000,000		10,000,000	Location is To Be Determined
Public Safety \$12.50 Surcharge Expenses	2223	CC1176	301	333,500						333,500		3,997,869	Communication Infrastructure maintenance
Fairgrounds Improvements	6067	PRJ100173	305	645,000						645,000		645,000	Infra. improves. \$645K from TT. Grant applied for
DEO Grant - NE Sports Complex	6120A	PRJ100304	305	200,000						200,000		200,000	
Aquarius Concourse (CCUA Funding)		PRJ100386	305	610,000	1,495,447					2,105,447		2,105,447	CCUA paid \$2,105,447 July 2022
<b>Subtotal Other Projects</b>				<b>3,288,500</b>	<b>4,495,447</b>	<b>5,500,000</b>	<b>0</b>	<b>0</b>	<b>0</b>	<b>13,283,947</b>	<b>0</b>	<b>14,642,869</b>	

**Exhibit E**

Clay County Capital Improvement Plan  
 TABLE 1 - Summary Report Fiscal Years 2021/2022 through 2026/2027  
 Capital Funds Revenues

Revenue Sources	Workday Fund #	Object #	FY21-22 Current Budget	FY22-23 Proposed Budget	FY23-24 Proposed Budget	FY24-25 Proposed Budget	FY25-26 Proposed Budget	FY26-27 Proposed Budget	Five Year Project Total	Revenue Totals	Comments
<b>Project Specific Revenue</b>											
DEO Grant - NE Sports Complex	FD3003	334716	3,000,000						3,000,000	3,000,000	Received \$1,000,000 FY21-22
State Grant - FDACS Fairgrounds Project	FD3003	334715	90,235	819,765					910,000	910,000	FDACS State grant agreement amounts
Fairgrounds - FDACS Exhibit Hall Remodel	FD3003	334715	500,000						500,000	500,000	FDACS State grant agreement amounts
State Grant - Atlantis Dr	FD3003	334494	2,065,000	-	-	-	-	-	2,065,000	2,065,000	LAP agreement amounts
State Grant - SR23/Frontage Trail Ridge	FD3003	334494	500,000	2,500,000	-	-	-	-	3,000,000	3,000,000	LAP agreement amounts
State Grant - CR220 - SR21 (Blanding Blvd) to Henley - (Non-Bonded)	FD3003	334494	2,000,000	2,000,000					4,000,000	4,000,000	LAP agreement amounts
State Grant - Greenway Trail	FD3003	334495	500,000						500,000	500,000	Grant agreement for trail design
State Grant - CR220 (Henley Rd to Knight Box)	FD3003	334495	80,000						80,000	80,000	Grant agreement for Design
State Grant (LAP) - CR220 West of Lakeshore Drive to Old Hard Road	FD3003	334494	35,000						35,000	35,000	LAP agreement amounts
State Grant (LAP) - Doctors Inlet Elementary School	FD3003	334494	35,000	134,821	824,288				959,109	959,109	LAP agreement amounts
Federal Grant - Health & Human Services - COVID provider Relief	FD3003	342602	441,753						441,753	441,753	HHS grant for rescue vehicle purchase
Federal Grant (LAP) - CR220-Town Center Intersection	FD3003	331495	313,180						313,180	313,180	LAP agreement amounts
Federal Grant (LAP) - Sidewalk-CR218 Clay Elementary to Taylor Rd.	FD3003	331494	578,234						578,234	578,234	LAP agreement amounts
Federal Grant - Ridaught Landing Drainage	FD3003	331394	7,501	-	-	-	-	-	7,501	7,501	Agreement = \$23,523, fund 131 reimb \$16,022.75
Federal Grant - Knight Box CR220 Drainage Improvements	FD3003	331394	95,591	-	-	-	-	-	95,591	95,591	Agreement = \$111,868, fund 131 reimb \$16,277.72
Federal Grant - Tumbleweed Dr Tanglewood Drainage Improvements	FD3003	331394	48,775	-	-	-	-	-	48,775	48,775	FEMA agreement amounts
Federal Grant - Homestead Rd Drainage Improvements	FD3003	331394	23,936	-	-	-	-	-	23,936	23,936	FEMA agreement amounts; Expires 8/31/21
Federal Grant - Greenwood Drainage Improvements	FD3003	331394	102,210	-	-	-	-	-	102,210	102,210	Agreement = \$119,381, fund 131 reimb \$17,171.25
<b>Subtotal - Grants</b>	<b>FD3003</b>	<b>305</b>	<b>10,381,415</b>	<b>5,454,586</b>	<b>824,288</b>	<b>0</b>	<b>0</b>	<b>0</b>	<b>16,660,289</b>	<b>16,660,289</b>	

**Exhibit E**

TABLE 2 - Summary Report Fiscal Years 2021/2022 through 2026/2027

Section I Comprehensive Plan Capital Improvements - Capital Improvement Element (CIE)												
Project Name	Workday Account #	Fund #	FY21-22 Current Budget	FY22-23 Proposed Budget	FY23-24 Proposed Budget	FY24-25 Proposed Budget	FY25-26 Proposed Budget	FY26-27 Proposed Budget	Five Year Project Total	Years 6-10	Total Project	Comments
Atlantis Drive	PR100198	305	2,065,000						2,065,000		2,065,000	CCUA paying \$1,108,792 (Paid in FY20-21) State paying \$2,065,000
SR23/Frontage Trail Ridge	PR100347	305	500,000	2,400,000					2,900,000		2,900,000	Des FY20-21, Const FY21-22, State paying \$3,000,000
CR220 - SR21(Blanding Blvd) to Henley	PR100212	305	2,000,000	2,000,000					4,000,000		4,000,000	Carryover to completion, State paying \$4,000,000
CR220 (Henley Rd to Knight Box)	PR100171	305	80,000						80,000		80,000	Design of Construction
<b>Subtotal - Grants - Capital Improvement Element (CIE)</b>			<b>4,645,000</b>	<b>4,400,000</b>	<b>0</b>	<b>0</b>	<b>0</b>	<b>0</b>	<b>26,561,536</b>		<b>9,045,000</b>	

TABLE 2 - Summary Report Fiscal Years 2021/2022 through 2026/2027

Section II Non-Comprehensive Plan Capital Improvements												
Project Name	Workday Account #	Fund #	FY21-22 Current Budget	FY22-23 Proposed Budget	FY23-24 Proposed Budget	FY24-25 Proposed Budget	FY25-26 Proposed Budget	FY26-27 Proposed Budget	Five Year Project Total	Years 6-10	Total Project	Comments
DEO Grant - NE Sports Complex	PR100304	305	3,000,000						3,000,000		3,000,000	Land Acquis & Design FY20-21, Con FY21-22, St-\$3M
Fairgrounds - FDACS Livestock Pavilion Infrastr	PR100302	305	90,235	819,765					910,000		910,000	Infrastructure Improvements - agreement Aug 2021
Fairgrounds - FDACS Exhibit Hall Remodel	PR100301	305	500,000						500,000		500,000	Renovate and carryover to completion

Greenway Trail-Jennings Park	PRJ100365	305	500,000						500,000		500,000	Design of trail from Live Oak LN to Jennings Park
CR220 West of Lakeshore Drive to Old Hard Road	PRJ100395	305	35,000						35,000		35,000	Intersection improvement. Design FY21-22, Const FY22-23
Sidewalk - Doctors Inlet Elementary School	Future15	305		134,821	824,288				959,109		959,109	FDOT paying \$959,500
Equipment Public Safety Grant Funded	GR010081	305	441,753						441,753		441,753	Purchase of Rescue Vehicle
CR220 - Town Center Intersection	PRJ100299	305	313,180						313,180		313,180	Carryover to completion
Sidewalk - CR218-Clay Hill Elem to Taylor Rd.	PRJ100330	305	578,234						578,234		578,234	Completion in FY20-21
Ridaught Landing Drainage Improvements	PRJ100293	305	18,528						18,528		18,528	\$21,363.66 spent in fund 131 FY19-20, FEMA pays 75%
Knight Boxx & CR220 Drainage Improvements	PRJ100294	305	102,870						102,870		102,870	\$21,703.62 spent in fund 131 FY19-20, FEMA pays 75%
Tumbleweed Dr. - Tanglewood Village Drainage	PRJ100295	305	41,107						41,107		41,107	Complete in FY21-22, Fed pays 75%
Homestead Rd Drainage - Tanglewood	PRJ100296	305	23,937						23,937		23,937	Complete in FY21-22, Fed pays 75%
Greenwood Drainage Improvements	PRJ100297	305	103,797						103,797		103,797	\$22,895 spent in fund 131 FY19-20, FEMA pays 75%
Fairgrounds Improvements	PRJ100173	305	0						0		0	Infra. improves. \$645K from TT. Grant applied for
<b>Subtotal - Grants - Non-Comprehensive Capital Improvements</b>			<b>5,748,641</b>	<b>954,586</b>	<b>824,288</b>	<b>0</b>	<b>0</b>	<b>0</b>	<b>7,527,515</b>		<b>7,527,515</b>	

**American Rescue Plan Act (ARPA) Spending Plan**  
**EXPENDITURES FY21-22 THROUGH FY24-25**  
**Exhibit F**

Clay County Capital Improvement Plan  
**TABLE 1 - Summary Report Fiscal Years 2021/2022 through 2024/2025**  
 American Rescue Plan Revenues

Revenue Sources	Division #	ARPA Code	Workday Account #	Fund #	Project Actuals	Budget FY 21-22	FY22-23 Proposed Budget	FY23-24 Proposed Budget	FY24-25 Proposed Budget	Remaining	Comments
Subtotal American Rescue Plan Fund				FD1054		42,500,000	24,033,813	10,253,813	4,703,813	4,253,813	Fund Balance Adjustments

**Exhibit F**

Clay County Capital Improvement Plan  
**TABLE 2 - Summary Report Fiscal Years 2021/2022 through 2026/2027**  
 Section II Non-Comprehensive Plan Capital Improvements

Project Name	Division #	ARPA Code	Workday Account #	Fund #	Project Actuals	Budget FY 21-22	FY22-23 Proposed Budget	FY23-24 Proposed Budget	FY24-25 Proposed Budget	Total Project	Comments
Storm Water/Infrastructure Study	6146	ARPA1	PRJ100368	FD1054		300,000	1,000,000			1,300,000	
Indigo Branch Drainage	6147	ARPA2	PRJ100369	FD1054			1,500,000	1,500,000		3,000,000	
Pine Ridge Project	6148	ARPA3	PRJ100370	FD1054			900,000			900,000	
Park Improvements/Repairs	2160A	ARPA4	PRJ100319	FD1054		40,000				40,000	
Park - Twin Lakes Pickleball	2160A	ARPA4A	PRJ100319	FD1054		150,000				150,000	
Park - Island Forest Playground	2160A	ARPA4B	PRJ100319	FD1054		85,000				85,000	
Park - WE Varnes - Playground	2160A	ARPA4C	PRJ100319	FD1054		75,000				75,000	
Park - WE Varnes - Pickleball	2160A	ARPA4D	PRJ100319	FD1054		150,000				150,000	
Park - Walter Odum Park Drainage Improvements	2160A	ARPA4E	PRJ100319	FD1054		300,000				300,000	
Park - Eagle Harbor Drainage Improvements	2160A	ARPA4F	PRJ100319	FD1054		500,000				500,000	
Park - Carl Pugh Drainage Improvements	2160A	ARPA4G	PRJ100319	FD1054		300,000				300,000	
Park - Ronnie Van Zant Erosion Control & Stabilization	2160A	ARPA4H	PRJ100319	FD1054		200,000				200,000	
Park - Ronnie Van Zant Dock Replacement	2160A	ARPA4I	PRJ100319	FD1054		200,000				200,000	
Jail Improvements/Conversion	6136	ARPA5	PRJ100331	FD1054		4,852,440				4,852,440	
Purchase Of Rescue Units	PG1019	ARPA6	PRJ100319	FD1054			600,000		950,000	1,550,000	
Health Department Renovation	6139	ARPA7	PRJ100334	FD1054		4,750,000				4,750,000	
Countywide Storm Water Improvements	6137	ARPA8	PRJ100332	FD1054		500,000	3,000,000	2,500,000		6,000,000	

Project Name	Division #	ARRA Code	Workday Account #	Fund #	Project Actuals	Budget FY 21. 22	FY22-23 Proposed Budget	FY23-24 Proposed Budget	FY24-25 Proposed Budget	Total Project	Comments
Broadband Project	6138	ARRA9	PRJ100333	FD1054		1,000,000	1,000,000			2,000,000	
Refund County Based Health Plan	8887	ARRA10	PRJ100336	FD1054		2,518,747	3,000,000			5,518,747	
Keystone Lakes Projects	2160A	ARRA11	PRJ100319	FD1054		200,000				200,000	
Constitutional Requests	2160A	ARRA12	PRJ100319	FD1054			100,000			100,000	
Clerk's Office - Workday	2160A	ARRA13	PRJ100319	FD1054		500,000	850,000			1,350,000	
Clerk's Office - Firewall	2160A	ARRA14	PRJ100319	FD1054		20,000				20,000	
Clerk's Office - VPN	2160A	ARRA15	PRJ100319	FD1054		5,000				5,000	
Clerk's Office - Network Switches	2160A	ARRA16	PRJ100319	FD1054		150,000				150,000	
Clerk's Office - Office 365	2160A	ARRA17	PRJ100319	FD1054		75,000				75,000	
Clerk's Office - Virtual CMS	2160A	ARRA18	PRJ100319	FD1054			150,000			150,000	
Clerk's Office - Server Room UPS	2160A	ARRA19	PRJ100319	FD1054			80,000			80,000	
Clerk's Office - Virtual Hearing Rooms	2160A	ARRA20	PRJ100319	FD1054		50,000				50,000	
Clerk's Office - Ipdas for Check In	2160A	ARRA21	PRJ100319	FD1054		40,000				40,000	
Clerk's Office - Laptops and Cameras	2160A	ARRA22	PRJ100319	FD1054		45,000				45,000	
Clerk's Office - Website Enhancement	2160A	ARRA23	PRJ100319	FD1054		35,000				35,000	
Cyber Security Enhancements	2160A	ARRA24	PRJ100319	FD1054		200,000	200,000	100,000		500,000	
Physical Security Enhancements	2160A	ARRA25	PRJ100319	FD1054		100,000	100,000			200,000	EOC/Cameras/Etc.
Courthouse Camera and Security	2160A	ARRA26	PRJ100319	FD1054			800,000			800,000	Cameras/Security/WIFI (also Clerk Request)
Administrative Expenses	2160A	ARRA27	PRJ100319	FD1054		150,000	200,000	200,000		550,000	
Community Programs - SBDC until 2024	2160A	ARRA28	PRJ100319	FD1054		150,000				150,000	Fully executed.
Community Programs - Workforce Housing Subsidy	2160A	ARRA29	PRJ100319	FD1054		600,000				600,000	
Community Programs	2160A	ARRA30	PRJ100319	FD1054		25,000	300,000	300,000		825,000	
Smart North Florida	2160A	ARRA31	PRJ100319	FD1054		200,000				200,000	
<b>GRAND TOTAL</b>						<b>18,466,187</b>	<b>13,780,000</b>	<b>5,550,000</b>	<b>450,000</b>	<b>38,246,187</b>	

GR010019 - Expires 12/31/2024










# 2022-2023-2 Resolution - Capital Plan Amendment Resolution\_101122\_revised BCC#12

Final Audit Report

2022-10-19

Created:	2022-10-12
By:	Lisa Osha (Lisa.Osha@claycountygov.com)
Status:	Signed
Transaction ID:	CBJCHBCAABAAqy-Y2dYwOOA4e-7NgIxcm612MslAskG

## "2022-2023-2 Resolution - Capital Plan Amendment Resolution\_101122\_revised BCC#12" History

-  Document created by Lisa Osha (Lisa.Osha@claycountygov.com)  
2022-10-12 - 8:21:07 PM GMT
-  Document emailed to clayesign@claycountygov.com for signature  
2022-10-12 - 8:22:02 PM GMT
-  Email viewed by clayesign@claycountygov.com  
2022-10-13 - 5:05:49 PM GMT
-  Signer clayesign@claycountygov.com entered name at signing as WFBolla  
2022-10-13 - 5:06:11 PM GMT
-  Document e-signed by WFBolla (clayesign@claycountygov.com)  
Signature Date: 2022-10-13 - 5:06:13 PM GMT - Time Source: server
-  Document emailed to bccdocs@clayclerk.com for signature  
2022-10-13 - 5:06:15 PM GMT
-  Email viewed by bccdocs@clayclerk.com  
2022-10-19 - 7:02:11 PM GMT
-  Signer bccdocs@clayclerk.com entered name at signing as Tara S Green  
2022-10-19 - 7:13:47 PM GMT
-  Document e-signed by Tara S Green (bccdocs@clayclerk.com)  
Signature Date: 2022-10-19 - 7:13:49 PM GMT - Time Source: server

✔ Agreement completed.

2022-10-19 - 7:13:49 PM GMT