

ORDINANCE 2023-15

AN ORDINANCE OF THE BOARD OF COUNTY COMMISSIONERS OF CLAY COUNTY, FLORIDA, AMENDING TABLES 1 AND 2 OF THE CLAY COUNTY FIVE YEAR CAPITAL IMPROVEMENT PLAN; PROVIDING AN EFFECTIVE DATE.

Recitals

WHEREAS, the County's Capital Improvement Plan contains both CIE improvements and Non-CIE improvements, as well as revenue sources for each; and

WHEREAS, the County's Capital Improvement Plan (Plan) is comprised of five categories, with the five Plan Categories attached hereto and incorporated herein as Exhibits A-E; and

WHEREAS, within each Plan Category Table 1 specifies revenue sources for both CIE improvements and Non-CIE improvements; and

WHEREAS, within each Plan Category Table 2 contains CIE improvements in Section I and Non-CIE improvements in Section II thereof; and

WHEREAS, Section 129.06(2) of the Florida Statutes stipulates that the Board may at any time within a fiscal year amend a budget for the year as provided therein; and

WHEREAS, Section 163.3177 3(b) of the Florida Statutes stipulates that modifications to update the CIE improvements may be accomplished by ordinance; and

WHEREAS, amendments to the CIE improvements in the Capital Improvement Plan, specifically in Section I of Table 2 and related changes to the revenue sources in Table 1 of each Plan Category may be made by ordinance of the Board to provide for appropriation and expenditure as set forth herein.

NOW THEREFORE, BE IT ORDAINED by the Board of County Commissioners of Clay County, Florida, as follows:

Section 1.

Section I of Table 2 within each of the Capital Improvement Plan Categories, Exhibits A-E hereto, is amended as set forth therein in order to make necessary changes as directed by the Board.

Section 2.

Table 1 within each of the Capital Improvement Plan Categories, Exhibits A-E hereto, is amended as set forth therein in order to make it consistent with Section I of Table 2 of each Plan Category.

Section 3.

With respect to the amendments referenced in Section 1 and Section 2 above, the legal effect of this Ordinance is that upon its effective date:

- (A) Funds for capital projects identified in the Exhibits shall only be expended consistent therewith; and,
- (B) To the extent that corrections, updates, and modifications concerning costs, revenue sources, and acceptance of facilities pursuant to dedications which are inconsistent with the Exhibits, or a change in the date of construction of the capital projects identified in the Exhibits are proposed, such may only be implemented by amendment hereto; and
- (C) Nothing in this Ordinance shall have any effect on the improvements listed in Section II of Table 2 within any of Exhibits A-E. This Ordinance shall be construed only to amend Section I of Table 2 within Exhibits A-E and the related revenue sources in Table 1 thereto.

Section 4.

Should any word, phrase, sentence, or subsection or section of this Ordinance be held by a court of competent jurisdiction to be illegal, void, unenforceable, or unconstitutional, then that word, phrase, subsection, or section so held shall be severed from this Ordinance and all other words, phrases, sentences, subsections or sections shall remain in full force and effect.


Section 5.

This Ordinance shall take effect immediately upon its adoption as provided for by Florida law.

DULY ADOPTED by the Board of County Commissioners, Clay County, Florida, on this 28th day of February, 2023.



BOARD OF COUNTY COMMISSIONERS
OF CLAY COUNTY, FLORIDA

By: 
Betsy Condon (Mar 2, 2023 16:28 EST)
Betsy Condon, Chairman

ATTEST:



Tara S. Green
Clay County Clerk of Court and Comptroller
Ex Officio Clerk to the Board

Exhibit A

Clay County Capital Improvement Plan
 TABLE 1 - Summary Report Fiscal Years 2021/2022 through 2026/2027
 Capital Funds Revenues

Revenue Sources	Workday Fund #	Object #	Funding Code	FY19-20 Actuals	FY21-22 Actuals	FY22-23 Proposed Budget	FY23-24 Proposed Budget	FY24-25 Proposed Budget	FY25-26 Proposed Budget	FY26-27 Proposed Budget	FY27-28 Proposed Budget	Five Year Project Total	Revenue Totals	Comments
Fund Level Revenues														
Prior Year Carry Forward - Capital Improvement Fund	FD3003	399002		43,646,472	53,506,692	65,018,577	44,494,796	24,004,554	29,032,621	38,770,173	49,236,827			Adjusts as plan changes are made from FY21-22 on
2nd Local Option Gas Tax Receipts	FD3003	312420		2,763,402	3,003,425	2,801,361	2,857,388	2,914,536	2,972,827	3,032,283	3,092,929	14,549,537	19,939,665	2% annual increases from FY21-22
Discretionary Sales Surtax Receipts	FD3003	312600		8,015,256	0	0	0	0	0	0	0	0	8,015,256	Deposited in Fund 120. Transferred after Debt Srvc
Transfer In from Fund 120 - ISS Revenue Fund	FD3003	381120		11,904,141	23,196,367	22,043,066	22,704,358	23,385,489	24,087,053	24,809,665	25,553,955	115,416,333	146,367,466	3% increases from FY22-23
Interest Earnings - Capital Improvement Fund	FD3003	361000		262,358	355,122	650,186	444,948	240,046	290,326	387,702	492,368	1,980,627	2,467,985	Approximately 1% of carry forward amount
Interest Earnings - Capital Improvement Fund	FD3003	361100		186,561									186,561	
Disposition of Fixed Assets	FD3003	364000		133,367									133,367	About average amount over last 10 years
Less 5% Budgeted Revenues - Capital Improvement Fund	FD3003	399001			(170,427)	(172,577)	(165,117)	(157,729)	(163,158)	(170,999)	(179,265)			
Subtotal - Capital Improvement Fund	FD3003	305		66,911,557	79,941,179	90,390,612	70,336,373	50,386,896	56,219,669	66,828,824	78,196,814	131,946,497	186,219,092	
Project Specific Revenue														
Interfund Transfer - Challenger	FD3003	381128			750	15,379	15,379	15,379	15,379	15,379	15,379	62,266	63,566	
Interfund Transfer - TDC (Sports Complex match)	FD3003	381109										0	200,000	Part of match toward NE Sports Complex
Interfund Transfer - General Fund - HHS	FD3003	381300			408,656							408,656	408,656	HHS deposited in Gen Fund to purchase ambulances
Subtotal - Capital Improvement Fund	FD3003	305		0	409,406	15,379	15,379	15,379	15,379	15,379	15,379	470,922	470,922	

Exhibit A

Clay County Capital Improvement Plan
 TABLE 2 - Summary Report Fiscal Years 2021/2022 through 2026/2027

Section I Comprehensives Plan Capital Improvements - Capital Improvement Element (CIE)															
Project Name	Workday Account #	Fund #	Funding Code	Project Actuals	FY21-22 Actuals	FY22-23 Proposed Budget	FY23-24 Proposed Budget	FY24-25 Proposed Budget	FY25-26 Proposed Budget	FY26-27 Proposed Budget	FY27-28 Proposed Budget	Five Year Project Total	Years 6-25	Total Project	Comments
CR218 Extension	PRJ100186	FD3003	DV, GT				2,000,000					2,000,000		2,000,000	Developer project, County paying \$2,000,000
CR220 (Henley Rd to Knight Boxx)	PRJ100171	FD3003	SG, GT	1,555,631	229,978							229,978	12,935,408	14,721,017	Design FY21-24, Const FY24-25
CR220 - Quadrant Intersection (East)	PRJ100221	FD3003	GT			2,000,000						2,000,000		2,000,000	Design FY22-23, construction FY23-24
Subtotal - Capital Improvement Fund				1,555,631	229,978	0	4,000,000	0	0	0	0	4,229,978		18,721,017	

Clay County Capital Improvement Plan

TABLE 2 - Summary Report Fiscal Years 2021/2022 through 2026/2027

Section II Non-Comprehensives Plan Capital Improvements															
Project Name	Workday Account #	Fund #	Funding Code	Project Actuals	FY21-22 Actuals	FY22-23 Proposed Budget	FY23-24 Proposed Budget	FY24-25 Proposed Budget	FY25-26 Proposed Budget	FY26-27 Proposed Budget	FY27-28 Proposed Budget	Five Year Project Total	Years 6-25	Total Project	Comments
TRANSPORTATION															
Intersection Improvements-Minor Capacity	PG1023	FD3003	ST		27,039	500,000	500,000					1,027,039		1,027,039	List of projects in priority
Equipment - Transportation	PG1020	FD3003	ST	6,380,536	1,437,068	1,562,812	1,273,000	500,000	500,000	500,000		5,772,880		12,153,416	Heavy equipment replacement
Ridaught Landing Drainage Improvements (Match)	PRJ100293	FD3003	FG, ST	6,240	4,975	1,201						6,176		12,416	\$21,363.66 spent in fund 131 FY19-20, FEMA pays 75%
Knight Boxx & CR220 Drainage Improvements (Match)	PRJ100294	FD3003	FG, ST	11,998	11,778	22,511						34,289		46,287	\$21,703.62 spent in fund 131 FY19-20, FEMA pays 75%
Tumbleweed Dr. -Tanglewood Village Drainage (Match)	PRJ100295	FD3003	FG, ST	10,224	4,854	8,848						13,702		23,926	Complete in FY21-22, Fed pays 75%
Homestead Rd Drainage - Tanglewood (Match)	PRJ100296	FD3003	FG, ST		2,941	5,037						7,978		7,978	Complete in FY21-22, Fed pays 75%
Greenwood Drainage Improvements (Match)	PRJ100297	FD3003	FG, ST	40,059	5,982	28,617						34,599		74,658	\$22,895 spent in fund 131 FY19-20, FEMA pays 75%
Bridge Improvements	PG1004	FD3003	ST	855,705		500,000	500,000		500,000			2,500,000		3,355,705	List of projects in priority
Aquarius Concourse	PRJ100386	FD3003	ST, SP		122,011	2,372,541						2,494,552		2,494,552	CCUA paid \$2,105,447 July 2022
CR224 (College) RRR CR220 to SR21	PRJ100194	FD3003	ST	192,766	242,425	2,747,497						2,989,922		3,182,688	Design FY20-22, construction FY22-23
CR220 RRR - Swimming Pen Creek to US17	PRJ100197	FD3003	ST	407,869	89,320	2,657,083						2,746,403		3,154,272	Carryover to completion
Oakleaf Plantation/Eagle Landing Signal	PRJ100209	FD3003	ST		4,058	495,942						500,000		500,000	Carryover to completion
CR220 - Town Center Intersection	PRJ100299	FD3003	ST			432,851						432,851		432,851	Carryover to completion
Cheswick Oaks Road Connectors and Crossing	PRJ100187	FD3003	ST									0	24,000,000	24,000,000	Resurrecting Cheswick project #
Total Transportation				7,905,397	1,952,451	11,334,940	2,273,000	1,000,000	1,000,000	1,000,000	0	18,560,391	24,000,000	50,465,788	

PARKS & RECREATION

Multipurpose Field - Thunderbolt Park	PRJ100168	FD3003	ST	26,257	185,379							185,379		211,636	Football field lighting installation. Project Complete
Fairgrounds Improvements	PRJ100173	FD3003	TT, ST	561,949	22,741	915,309						938,050		1,499,999	Infra. improves. \$645K from TT. Grant applied for
Fairgrounds - FDACS Exhibit Hall Remodel	PRJ100301	FD3003	TT, ST	438,266	457,704							457,704	0	895,970	Renovate and carryover to completion
DEO Grant - NE Sports Complex	PRJ100304	FD3003	SG, TT, ST	5,750	1,271,840	2,022,410						3,294,250		3,300,000	Land Acquis FY21-22, Design FY21-22, Con FY22-23
Fairgrounds Master Plan Improvements	PRJ100284	FD3003	ST		56,550	2,453,450						2,510,000		2,510,000	Infrastructure improvements, Commence FY21-22
Moccasin Slough-Tower, classroom, boardwalk	PRJ100391	FD3003	ST		39,444	660,556						700,000	1,300,000	2,000,000	Construct observation tower, classroom & boardwalk
Oakleaf Community Park Phase II	Future1	FD3003	ST									0	4,200,000	4,200,000	Expand parking, multi-field, ball fields, lights
Twin Lakes Park - Lighting	Future2	FD3003	ST									0	1,244,000	1,244,000	Lighting installation
Walter Odum Park - Lighting	Future3	FD3003	ST									0	1,632,300	1,632,300	Light poles replacement & conversion to LED's
Omega Park - Lighting	Future4	FD3003	ST					1,538,000				1,538,000		1,538,000	Light poles replacement & conversion to LED's
Neptune Park Phase II	PRJ100355	FD3003	ST			240,000						240,000		240,000	New ball field, parking expansion, storage, playgrnd
Additional Pickleball Courts	PRJ100356	FD3003	ST		21,653	258,347						280,000		280,000	Build new pickleball courts for park patrons. Augusta Savage
Greenway Trail-Jennings Park	PRJ100365	FD3003	SG									0		0	Design of trail from Live Oak LN to Jennings Park
Main St. Park Expansion & Boat Ramp Improve	Future5	FD3003	ST					250,000				250,000		250,000	Purchase neighbouring land
Total Parks & Recreation				1,032,222	1,210,311	6,550,072	0	1,788,000	0	0	0	9,548,383	8,376,300	19,801,905	

Project Name	Workday Account #	Fund #	Funding Code	Project Actuals	FY21-22 Actuals	FY22-23 Proposed Budget	FY23-24 Proposed Budget	FY24-25 Proposed Budget	FY25-26 Proposed Budget	FY26-27 Proposed Budget	FY27-28 Proposed Budget	Five Year Project Total	Years 6-25	Total Project	Comments
PUBLIC SAFETY															
Public Safety/Sheriff Training Facility	PRJ100159	FD3003	ST	885,282								0	4,940,000	5,825,282	Design FY27-28, Construction FY28-29
Equipment - Public Safety	PG1019	FD3003	ST	9,023,900	1,396,508	3,068,593	2,968,501	2,990,862	3,432,267	4,198,116		18,054,847	19,847,003	46,925,750	Equipment and vehicle replacement
Equipment - Sheriff - Capital & Vehicles	PG1021	FD3003	ST	6,723,578	2,466,413	2,999,972	2,049,796	2,090,792	2,132,608	2,175,260		13,914,841	11,967,181	32,605,600	Equipment and vehicle replacement
Fire Station 1 - Branran Field	Future7	FD3003	ST									300,000	4,500,000	600,000	Design FY30-31
Fire Station 13 - Clay Hill	Future8	FD3003	ST							300,000				4,800,000	Design FY26-27, Construction FY27-28
Fire Station 15 - Lake Asbury	PRJ100285	FD3003	ST			700,000		1,000,000	1,500,000	2,984,000		6,184,000	6,184,000	6,184,000	Design FY21-23, Construction FY23-24
Fire Station 16 - Penney Farms	Future9	FD3003	ST										5,800,000	5,800,000	Design FY27-28, Construction FY28-29
Fire Station 17 - Peoria Rd	Future10	FD3003	ST									0	6,000,000	6,000,000	Design FY27-28, Construction FY28-30
Fire Station 18 - Bellair	Future11	FD3003	ST										6,000,000	6,000,000	Design FY29-30, Construction FY30-31
Fire Station 20 - GCS	PRJ100190	FD3003	ST			500,000	6,000,000	4,000,000				10,500,000		10,500,000	Carryover to completion
Fire Station 22 - Fleming Island	PRJ100357	FD3003	ST			500,000		2,000,000	2,000,000	1,550,000		6,050,000		6,050,000	Design FY21-22, Construction FY23-24
Fire Station 24 - Virginia Village	PRJ100286	FD3003	ST			1,325,000	6,000,000	1,500,000				8,825,000		8,825,000	Design FY21-22, Construction FY22-23
Gun Range	PRJ100204	FD3003	ST	205,062	1,022,779	2,477,221						3,500,000		3,705,062	Bid and design FY20-21, construction FY21-23
Burn Building	PRJ100366	FD3003	ST			300,000	2,700,000					3,000,000		3,000,000	Part of firefighting training
Radio Tower Upgrades	PRJ100207	FD3003	ST	1,478,006			646,627					646,627		2,124,633	Contracted FY20-21, completion FY21-22
E911 Consolidation Bldg Purchase & Reno	PRJ100208	FD3003	ST	2,056,583			2,419,284					2,419,284		4,475,867	Purchase FY20-21, renovations carried to complete
Public Safety Marine Unit Storage-Dock	Future12	FD3003	ST									0	100,000	100,000	Protective storage of vessels and equipment
Sheriff Storage Facility	Future13	FD3003	ST									0	610,000	610,000	25,000 sq. ft. to properly house specialty equipment
Sheriff Office Building	Future14	FD3003	ST						2,000,000			2,000,000	38,000,000	40,000,000	100,000 sq ft @ \$400 sq. ft.
Total Public Safety				20,372,411	4,885,700	11,870,786	22,784,208	13,581,654	11,064,875	11,207,376	0	75,394,599	98,364,184	194,131,194	
PUBLIC WORKS															
Road Resurfacing	PG1005	FD3003	ST	19,475,665	4,564,976	7,500,000	5,000,000	4,000,000	4,000,000	4,000,000		29,064,976	50,000,000	98,540,641	High Prairie Ln add \$77,290, \$10 million/yr 6-10
Road Paving	PG1002	FD3003	ST	7,216,740	531,644	750,000	850,000	1,000,000	1,000,000	1,000,000		5,131,644		12,348,384	Carryover for Deer Trail FY 21-22. Projects in priority
Drainage - Stormwater	PG1003	FD3003	ST	3,020,146	43,719				400,000	400,000		843,719		3,863,865	List of projects in priority - ARP - Dec. 14
Public Works Building	PRJ100184	FD3003	ST	617,408	57,848	639,778	639,778					1,337,404		1,954,812	2 sites - Renovate/build, increase for Knowles Pit
Infrastructure Studies	PRJ100287	FD3003	ST			100,000						100,000		100,000	Pushed to FY21-22 - with ARP funds
Storm Water Study	PRJ100288	FD3003	ST			100,000						100,000		100,000	Stormwater infrastructure feasibility/cost study-ARP
Sidewalk - CR218-Clay Hill Elem to Taylor Rd.	PRJ100330	FD3003	SG									0		0	Completion in FY20-21
Pine Ridge Drainage Improvements	PRJ100290	FD3003	ST		855,788							855,788		855,788	Urgent issues to mitigate flooding - Dec. 14
Sidewalks - Construction	PG1022	FD3003	ST		0	564,211									Sidewalk replacement
Sidewalk - Doctors Inlet Elementary School	Future15	FD3003	ST, SG			179	212					391		391	FDOT paying \$959,109
Total Public Works				30,329,959	6,053,975	9,654,168	6,489,990	5,000,000	5,400,000	5,400,000	0	37,998,133	50,000,000	117,763,881	
OTHER PROJECTS															
Equipment - Supervisor of Elections	PRJ100277	FD3003	ST	945,650								0	35,000	980,650	Voting equipment & machines replacement
Animal Services Building	PRJ100210	FD3003	ST		380,294	4,792,114	10,800,000					15,972,408		15,972,408	Design FY20-21, Construction FY23-25
GCS Senior Center Kitchen	PRJ100276	FD3003	ST		600,274	28,140						628,414		628,414	Moved from Operating Budget
Property Appraiser Vehicles	Future18	FD3003	ST	111,939								0	70,000	181,939	2 vehicles @ \$35K each
Multi-Agency Storage Warehouse	Future19	FD3003	ST									0	3,000,000	3,000,000	For Public Safety, Sheriff and Facilities. Infr constraints
Land Acquisition	PRJ100362	FD3003	ST		19,025	1,680,975						1,700,000		1,700,000	Flexibility for land opportunities
Total Other Projects				1,057,589	999,593	6,501,229	10,800,000	0	0	0	0	18,300,822	3,105,000	22,463,411	
Subtotal - Capital Improvement Fund (FD3003)				62,253,209	15,332,008	45,911,195	46,347,198	21,369,654	17,464,875	17,607,376	0	164,032,306	283,453,965	586,535,496	
GRAND TOTAL				62,253,209	15,332,008	45,911,195	46,347,198	21,369,654	17,464,875	17,607,376	0	164,032,306	283,453,965	586,535,496	

Exhibit B

Clay County Capital Improvement Plan
 TABLE 1 - Summary Report Fiscal Years 2021/2022 through 2026/2027
 Capital Funds Revenues

Revenue Sources	Fund #	Workday Fund #	FY21-22 Actuals	FY22-23 Proposed Budget	FY23-24 Proposed Budget	FY24-25 Proposed Budget	FY25-26 Proposed Budget	FY26-27 Proposed Budget	FY27-28 Proposed Budget	Five Year Project Total	Revenue Totals	Comments
Fund Level Revenues												
Impact Fees Trans District 3	303	FD3001	95,000	50,000	-	0	0	0		145,000	383,815	Impact fee continued collections before mobility fees
Interest Earnings - Impact Fee District 3 Fund	303	FD3001	73,208	74,712	48,897	11,361	11,469	11,578		231,226	234,726	
Prior Year Forward - Impact Fee District 3 Fund	303	FD3001	7,320,838	7,471,201	4,889,677	1,136,129	1,146,923	1,157,818				Initial amount was transfer from Fund 305
Less 5% Budgeted Revenues - Impact Fees District 3 Fund	303	FD3001	(8,410)	(6,236)	(2,445)	(568)	(573)	(579)				
Impact Fees Trans District 2	304	FD3002	65,000	35,000	-	0	0	0		100,000	145,000	Impact fee continued collections before mobility fees
Interest Earnings - Impact Fee District 2 Fund	304	FD3002	44,410	45,449	16,213	16,367	16,523	16,680		155,642	157,642	
Prior Year Forward - Impact Fee District 2 Fund	304	FD3002	4,440,958	4,544,897	1,621,324	1,636,726	1,652,275	1,667,972				Initial amount was transfer from Fund 305
Less 5% Budgeted Revenues - Impact Fees District 2 Fund	304	FD3002	(5,470)	(4,022)	(811)	(818)	(826)	(834)				
Mobility Fees - Middleburg and West Clay District 1	312	FD3009	164,200	225,000	225,000	225,000	225,000	189,020		1,253,220	7,786,220	Includes approximate cash collections
Interest Earnings - Mobility District 1			55	2,839	5,003	7,188	9,394	11,621		36,099		
Prior Year Forward - Mobility District 1	324321		127,812	283,854	500,301	718,804	939,382	1,162,056				
Less 5% Budgeted Revenues - Mobility District 1			(8,213)	(11,392)	(11,500)	(11,609)	(11,720)	(10,032)				
Mobility Fees - Orange Park, Lakeside, Fleming Island District 2	312	FD3009	215,787	255,000	255,000	255,000	255,000	215,787		1,451,574		
Interest Earnings - Mobility District 2			35	2,759	5,208	7,680	10,176	12,695		38,553		
Prior Year Forward - Mobility District 2	324322		70,908	275,939	520,811	768,008	1,017,554	1,269,471				
Less 5% Budgeted Revenues - Mobility District 2			(10,791)	(12,888)	(13,010)	(13,134)	(13,259)	(11,424)				
Mobility Fees - Keystone Heights, South Clay District 7	312	FD3009	49,951	55,000	55,000	55,000	55,000	51,510		321,461		
Interest Earnings - Mobility District 7			10	670	1,199	1,733	2,272	2,816		8,700		
Prior Year Forward - Mobility District 7	324324		19,557	67,020	119,907	173,296	227,192	281,601				
Less 5% Budgeted Revenues - Mobility District 7			(2,498)	(2,784)	(2,810)	(2,837)	(2,864)	(2,716)				
Mobility Fees - Lake Asbury, Green Cove Springs District 4	312	FD3009	5,313,140	6,500,000	6,500,000	6,500,000	6,500,000	5,000,000		36,313,140		
Interest Earnings - Mobility District 4			270	70,866	113,289	106,115	118,873	141,753		551,167		
Prior Year Forward - Mobility District 4	324323		2,038,851	7,086,591	11,328,913	10,611,538	11,887,347	14,175,277				
Less 5% Budgeted Revenues - Mobility District 4			(265,671)	(328,543)	(330,664)	(330,306)	(330,944)	(257,088)				
Mobility Fees - Branan Field, Oakleaf District 5	312	FD3009	1,618,818	2,300,000	2,300,000	2,300,000	2,300,000	2,082,560		12,901,378		
Interest Earnings - Mobility District 5			80	29,116	21,242	13,294	5,271	7,171		69,003	69,003	Adjusts as plan changes are made from FY21-22 on
Prior Year Forward - Mobility District 5	324325		1,373,631	2,911,584	2,124,244	1,329,425	527,054	717,061				
Less 5% Budgeted Revenues - Mobility District 5			(80,945)	(116,456)	(116,062)	(115,665)	(115,264)	(104,487)				
Project Specific Revenue												
Northeast Sector	306	FD3004		560,781	-	-	-	-		560,781	560,781	Fair Share
West Sector	307	FD3005		175,258	-	-	-	-		175,258	175,258	Fair Share
Branan Field APF Fund	309	FD3006		733,015	-	-	-	-		733,015	733,015	Adequate Public Facility Fees
Lake Asbury APF Fund	311	FD3008		206,447	-	-	-	-		206,447	206,447	Adequate Public Facility Fees
Sidewalk Fund	310	FD3007		140,476	-	-	-	-		140,476	140,476	Sidewalk Fees
Subtotal - Other Revenue Funds			0	1,815,977	0	0	0	0	0	1,815,977	1,815,977	

Exhibit B

Clay County Capital Improvement Plan
TABLE 2 - Summary Report Fiscal Years 2021/2022 through 2026/2027

Section I Comprehensive Plan Capital Improvements - Capital Improvement Element (CIE) - Expenditures													
Project Name	Division #	Workday Account #	FY21-22 Actuals	FY22-23 Proposed Budget	FY23-24 Proposed Budget	FY24-25 Proposed Budget	FY25-26 Proposed Budget	FY26-27 Proposed Budget	FY27-28 Proposed Budget	Five Year Project Total	Years 6-25	Total Project	Comments
Radar Road US17 to Town Center Blvd	6132	PRJ100282		1,000,000	3,800,000					4,800,000		4,800,000	Design FY21-22, construction FY22-23 (District 3)
CR315 Road Improvement - Willow Springs	6133	PRJ100283	9,435	1,700,000						1,709,435		1,709,435	Design FY21-22, construction FY22-23 (District 3)
CR218 Cosmos Ave to Carter Spencer	6135	PRJ100381	80,565	750,000	760,393					1,590,958		1,590,958	District 2
Proj #1 CR218 - Pinetree Ln. to Cosmo Ave. 4Ln.	6107	PRJ100147		3,000,000						3,000,000		3,000,000	
Proj #2 CR209 - Peters Creek south to US17 4Ln.	6108	PRJ100196			4,000,000	500,000				4,500,000		4,500,000	
Proj #3 CR209 - Peters Creek to Sandridge	6101	PRJ100199				2,000,000	4,000,000			6,000,000		6,000,000	
Proj #4 CR739B - Henley to west of CR209	6102	PRJ100200		1,000,000						2,000,000		2,000,000	
Proj #5 CR220 - Baxley Rd. to west of Henley Rd.	6103	PRJ100201		3,000,000	3,000,000	3,000,000	2,000,000			11,000,000		11,000,000	
Proj #6A FCC from Maryland Ave. to US17	6104	PRJ100202				1,500,000				1,500,000		1,500,000	
Proj #6B FCC from SR23 to Maryland Ave.	6105	PRJ100203		2,000,000	2,000,000					4,000,000		4,000,000	

Clay County Capital Improvement Plan
TABLE 2 - Summary Report Fiscal Years 2021/2022 through 2026/2027

Section II Non-Comprehensive Plan Capital Improvements													
Project Name	Division #	Workday Account #	FY21-22 Actuals	FY22-23 Proposed Budget	FY23-24 Proposed Budget	FY24-25 Proposed Budget	FY25-26 Proposed Budget	FY26-27 Proposed Budget	FY27-28 Proposed Budget	Five Year Project Total	Years 6-25	Total Project	Comments
The Station at Radar Road Sidewalk		PRJ100394	0	36,000		0	0			36,000		36,000	Sidewalk construction along Radar Road
Subtotal - Sidewalk Fund				36,000		0	0			36,000		36,000	
Special Districts													
Northeast Sector Roads	6046	PRJ100280		560,781						560,781		760,781	Fair Share generated
West Sector Roads	6086	PRJ100281		175,258						175,258		175,258	Fair Share generated
Branan Field APF	6045	PRJ100279		733,015						733,015		1,083,015	Adequate public facilities, no specific project
Lake Asbury APF	6022	PRJ100278		206,447						206,447		210,947	Adequate public facilities, no specific project
Sidewalks - Developers	6019	PG1006		140,476						140,476		149,698	List of projects in priority
S.R. 100		FutureM1								0	5,135,000	5,135,000	Putnam to Bradford
C.R. 218		FutureM2								0	18,093,775	18,093,775	Blue Jay/Mallard Rd. to Cosmos Ave.
C.R. 220		FutureM3								0	34,825,903	34,825,903	C.R. 224 (College Dr) to U.S. 17
C.R. 209 (Russell Road) - (Proj #2 BTP)		FutureM4								0	8,931,307	8,931,307	C.R. 315B to U.S. 17
C.R. 209 (Russell Road) - (Proj #3 BTP)		FutureM5								0	18,300,000	18,300,000	Sandridge Rd. to C.R. 315B
C.R. 739B (Sandridge Road) - (Proj #4 BTP)		FutureM6								0	25,600,000	25,600,000	C.R. 739 to C.R. 209
Verbena Parkway (4)		FutureM7								0	9,011,979	9,011,979	Henley Rd. to NS 3
NS 3		FutureM8								0	16,042,267	16,042,267	C.R. 209 to Sandridge
EW 1		FutureM9								0	10,734,356	10,734,356	C.R. 209 to NS 3
NS 1 (Feed Mill)		FutureM10								0	15,662,708	15,662,708	Sandridge to First Coast Connector
C.R. 218 Extension		FutureM11								0	10,000,000	10,000,000	C.R. 218 to First Coast Connector
First Coast Connector (Proj #6A & 6B)		FutureM12								0	40,000,000	40,000,000	U.S. 17 to C.R. 315 & U.S. 17 to FCC
Green Cove Springs Bypass		FutureM13								0	77,763,560	77,763,560	U.S. 17 to S.R. 16
C.R. 220		FutureM14								0	24,665,953	24,665,953	S.R. 21 to Henley Rd.
Baxley Road		FutureM15								0	8,333,176	8,333,176	C.R. 220 to S.R. 21
Cheswick Oaks Ave. Extension		FutureM16								0	29,212,050	29,212,050	Savannah Glen Blvd. to Challenger Dr.
Branan Mill Road (aka Atlantis)		FutureM17								0	9,109,854	9,109,854	Old Jennings to Trail Ridge
Cheswick Oaks Ave. Extension		FutureM18								0	4,337,123	4,337,123	Wilford Preserve to Challenger Dr.
S.R. 16		FutureM19								0	47,520,000	47,520,000	Green Cove Springs to FCC
S.R. 16		FutureM20								0	5,000,000	5,000,000	Green Cove Springs to Shands Bridge
S.R. 21		FutureM21								0	16,335,000	16,335,000	S.R. 16 to C.R. 215
C.R. 315		FutureM22								0	27,586,921	27,586,921	S.R. 16 to C.R. 315B
HWY 17 Multi-Use Trail (Future)		FutureM23								0	960,000	960,000	Leonard C Taylor Pkwy toward Clay-Putname county line

C.R. 220 Multi-Use Trail		FutureM24	-	-	-	-	-	-	-	-	0	497,195	497,195	HWY 17 to Brookstone Dr
Leonard C Taylor Multi-Use Trail		FutureM25	-	-	-	-	-	-	-	-	0	632,833	632,833	Rio Vista Cir to Susan Dr
Cecil to Old Jennings Rd.		FutureM26	-	-	-	-	-	-	-	-	0	2,601,435	2,601,435	Duval-Clay county line to Blanding Blvd.
Middleburg & West Clay Walking and Biking Projects		FutureM27	-	-	-	-	-	-	-	-	0	3,000,000	3,000,000	Walking and biking infrastructure improvements within the District
Orange Park, Lakeside & Fleming Island Walking and Biking Projects		FutureM28	-	-	-	-	-	-	-	-	0	3,000,000	3,000,000	Walking and biking infrastructure improvements within the District
Lake Asbury & Green Cove Springs Walking and Biking Projects		FutureM29	-	-	-	-	-	-	-	-	0	3,000,000	3,000,000	Walking and biking infrastructure improvements within the District
Keystone Heights & Southwest Clay Walking and Biking Projects		FutureM30	-	-	-	-	-	-	-	-	0	3,000,000	3,000,000	Walking and biking infrastructure improvements within the District
Branan Field & Oak Leaf Walking and Biking Projects		FutureM31	-	-	-	-	-	-	-	-	0	3,000,000	3,000,000	Walking and biking infrastructure improvements within the District
Subtotal - Impact Fee Fund\Mobility\APF Funds			90,000	13,337,977	14,560,393	8,000,000	6,000,000	0	41,988,370			42,402,394		

* Mobility projects divisions are each district. 6124=Middleburg & West Clay, 6125=Orange Park, Lakeside, Fleming Island, 6126=Lake Asbury & Green Cove Springs, 6127=Keystone Heights & South Clay
6128=Branan Field & Oak Leaf

Developer Funded Projects														
Verbena Parkway - Proj #7	6126	PRJ100222		831,085		8,110,781					8,941,866		8,941,866	Developer project, reimbursed with mobility fees
NS3 and EW1 Proj #8	6126	PRJ100223		920,128							920,128	8,281,154	9,201,282	Developer project, reimbursed with mobility fees

Exhibit C

Clay County Capital Improvement Plan
TABLE 1 - Summary Report Fiscal Years 2021/2022 through 2026/2027

Capital Funds Revenues												
Revenue Sources	Workday Fund #	FY20-21 Actuals	FY21-22 Ending Budget	FY22-23 Proposed Budget	FY23-24 Proposed Budget	FY24-25 Proposed Budget	FY25-26 Proposed Budget	FY26-27 Proposed Budget	FY27-28 Proposed Budget	Five Year Project Total	Revenue Totals	Comments
Fund Level Revenues												
Interest Earnings - 2020 Bond Fund	FD3010	192,657	500,000	650,000	59,204					1,209,204	2,306,491	Interest
Prior Year Carry Forward - 2020 Bond Fund	FD3010	129,249,191	124,790,635	105,645,596	50,920,470	11,086,957	237,637					Spend down of Fund Balance
Subtotal - 2020 Bond Fund	FD3010	129,441,848	125,290,635	106,295,596	50,979,674	11,086,957	237,637	0		293,890,498	2,306,491	

Exhibit C

Clay County Capital Improvement Plan
TABLE 2 - Summary Report Fiscal Years 2021/2022 through 2026/2027

Section I Comprehensive Plan Capital Improvements - Capital Improvement Element (CIE) - Expenditures													
Project Name	Workday Account #	FY20-21 Actuals	FY21-22 Ending Budget	FY22-23 Proposed Budget	FY23-24 Proposed Budget	FY24-25 Proposed Budget	FY25-26 Proposed Budget	FY26-27 Proposed Budget	FY27-28 Proposed Budget	Five Year Project Total	Years 6-25	Total Project	Comments
Bond Projects Management	BondMgMt	61,539	208,050	215,130	181,325	169,952	0	0		774,457		857,881	Project Manager personnel plus PFM investment fee
Proj #1 CR218 - Pinetree Ln. to Cosmos Ave. 4Ln.	PRI100147	1,407,322	2,047,155	13,290,058	5,732,224	486,529	0	0		21,555,966		22,986,582	CCUA paying \$424,395 in FY20-21
Proj #2 CR209 - Peters Creek south to US17 4Ln.	PRI100196	437,017	1,134,062	6,387,345	6,082,154	198,160	0	0		13,801,721		14,252,337	Total of projects \$131,824,913
Proj #3 CR209 - Peters Creek to Sandridge	PRI100199	582,474	1,865,579	5,227,334	285,418	2,743,855	230,000			10,122,186		10,957,853	Projects include contingency and legal fees
Proj #4 CR739B - Henley to west of CR209	PRI100200	656,920	1,801,469	14,403,719	11,483,421	407,825	0	0		28,096,434		28,776,615	Projects include contingency and legal fees
Proj #5 CR220 - Baxley Rd. to west of Henley Rd.	PRI100201	462,882	915,043	8,707,542	332,198	210,000	0	0		10,164,783		10,641,698	Projects include contingency and legal fees
Proj #6A FCC from Maryland Ave. to US17	PRI100202	325,503	996,081	7,772,845	4,280,180	3,760,000	698,160			16,809,106		17,846,504	Projects include contingency and legal fees
Proj #6B FCC from SR23 to Maryland Ave.	PRI100203	799,259	3,675,271	17,523,482	11,575,000	2,873,000	0	0		35,646,753		36,449,107	Projects include contingency and legal fees
Subtotal - 2020 Bond Fund		1,468,861	12,642,710	73,527,455	39,951,920	10,849,321	928,160			137,899,566	0	142,768,577	Includes proceeds and using interest earned

Exhibit D

Clay County Capital Improvement Plan
 TABLE 1 - Summary Report Fiscal Years 2021/2022 through 2026/2027

Capital Funds Revenues											
Revenue Sources	Workday Fund #	FY21-22 Actuals	FY22-23 Proposed Budget	FY23-24 Proposed Budget	FY24-25 Proposed Budget	FY25-26 Proposed Budget	FY26-27 Proposed Budget	FY27-28 Proposed Budget	Five Year Project Total	Revenue Totals	Comments
Solid Waste Fund	FD4000	-	2,184,900	1,150,000	6,820,000	4,600,000	5,400,000		20,154,900	20,154,900	Charges for Service
Building Fund	FD1028	-	3,200,000	6,800,000	-	-	-		10,000,000	10,000,000	Building Fees
Public Safety \$12.50 Surcharge Expenses	FD3000	463,527									
Atlantis Drive (CCUA Funding)	PRJ100198	0							0	0	CCUA paying \$1,108,792 (Paid Feb FY20-21), State paying \$2,065,000
Fairgrounds Improvements	PRJ100173		645,000						645,000	645,000	
DEO Grant - NE Sports Complex	PRJ100304		200,000						200,000	200,000	
Aquarius Concourse (CCUA Funding)	PRJ100386	620,451	1,484,997						2,105,448	3,590,445	CCUA paid \$2,105,447 July 2022
Subtotal Funds		463,527	6,229,900	7,950,000	6,820,000	4,600,000	5,400,000	-	30,999,900	30,999,900	

Exhibit D

Clay County Capital Improvement Plan
 TABLE 2 - Summary Report Fiscal Years 2021/2022 through 2026/2027

Section I Comprehensive Plan Capital Improvements - Capital Improvement Element (CIE)												
Project Name	Workday Account #	FY21-22 Actuals	FY22-23 Proposed Budget	FY23-24 Proposed Budget	FY24-25 Proposed Budget	FY25-26 Proposed Budget	FY26-27 Proposed Budget	FY27-28 Proposed Budget	Five Year Project Total	Years 6-25	Total Project	Comments
Subtotal Other Projects - Capital Improvement Element (CIE)		0	0	0	0	0	0	0	0	0	0	

Clay County Capital Improvement Plan
 TABLE 2 - Summary Report Fiscal Years 2021/2022 through 2026/2027

Section II Non-Comprehensive Plan Capital Improvements												
Project Name	Workday Account #	FY21-22 Actuals	FY22-23 Proposed Budget	FY23-24 Proposed Budget	FY24-25 Proposed Budget	FY25-26 Proposed Budget	FY26-27 Proposed Budget	FY27-28 Proposed Budget	Five Year Project Total	Years 6-25	Total Project	Comments
ENVIRONMENTAL												
Enviro Services-Solid Waste Facilities Upgrade	PRJ100292		2,184,900	1,150,000	6,820,000	4,600,000	5,400,000		20,154,900	20,154,900	20,154,900	Funded through saved user fees in reserves
OTHER PROJECTS		0	2,184,900	1,150,000	6,820,000	4,600,000	5,400,000	0	20,154,900	20,154,900	20,154,900	
Building Department Building	PRJ100387		3,200,000	6,800,000					10,000,000		10,000,000	Location is To Be Determined
Public Safety \$12.50 Surcharge Expenses	CC1176	333,500							333,500		3,997,869	Communication infrastructure maintenance
Fairgrounds Improvements	PRJ100173		645,000						645,000		645,000	Infra. improves. \$645K from TT. Grant applied for
DEO Grant - NE Sports Complex	PRJ100304		200,000						200,000			
Aquarius Concourse (CCUA Funding)	PRJ100386	650,000	1,455,448						2,105,448		2,105,448	CCUA paid \$2,105,447 July 2022
Subtotal Other Projects		983,500	5,500,448	6,800,000	0	0	0	0	13,283,948	0	14,642,869	

Exhibit E

Clay County Capital Improvement Plan
 TABLE 1 - Summary Report Fiscal Years 2021/2022 through 2026/2027

Revenue Sources		Capital Funds Revenues										Revenue Totals	Comments
Workday Fund #	FY21-22 Actuals	FY22-23 Proposed Budget	FY23-24 Proposed Budget	FY24-25 Proposed Budget	FY25-26 Proposed Budget	FY26-27 Proposed Budget	FY27-28 Proposed Budget	Five Year Project Total	Years 6-25	Total Project	Comments		
Project Specific Revenue													
DEO Grant - NE Sports Complex	1,414,969	1,585,031						3,000,000		3,000,000	Received \$1,000,000 FY21-22		
State Grant - FDACS Fairgrounds Project	21,403	888,597						910,000		910,000	FDACS State grant agreement amounts		
Fairgrounds - FDACS Exhibit Hall Remodel	75,871	424,129						500,000		500,000	FDACS State grant agreement amounts. Completed		
State Grant - Oakleaf Plantation Parkway	1,805	2,998,195						3,000,000		3,000,000	LAP agreement amounts		
State Grant - CR220 - SR21 (Blanding Blvd) to Henley - (Non-Bonded)		4,000,000						4,000,000		4,000,000	LAP agreement amounts		
State Grant - Greenway Trail	44,631	455,369						500,000		500,000	Grant agreement for trail design		
State Grant - Greenway Trail Construction		1,500,000						1,500,000		1,500,000	Grant agreement for construction		
State Grant (LAP) - CR220 West of Lakeshore Drive to Old Hard Road		35,000						35,000		35,000	LAP agreement amounts		
State Grant (LAP) - CR220 Int. Impr. - Lakeshore Drive to Old Hard Road		1,783,983						1,783,983		1,783,983	LAP agreement amounts. BCC approved 12/13/22		
State Grant (LAP) - Doctors Inlet Elementary School		134,821	824,288					959,109		959,109	LAP agreement amounts		
State Grant - Clay County Flooding Vulnerability Assessment		400,000									Public Safety Grant tied with ARPA Stormwater Study		
State Grant - FDLE - Office of Criminal Justice - Jail Expansion Grant		1,000,000									Public Safety Grant tied with ARPA Health Dept Reno		
Federal Grant - Health & Human Services - COVID provider Relief	441,753							441,753		441,753	HHS grant for rescue vehicle purchase. Completed		
Federal Grant (LAP) - CR220-Town Center Intersection		413,180						413,180		413,180	LAP agreement amounts		
Federal Grant (LAP) - Sidewalk-CR218 Clay Elementary to Taylor Rd.		578,234						578,234		578,234	LAP agreement amounts		
Federal Grant - Ridaught Landing Drainage	14,925	3,603						18,528		18,528	Agreement = \$23,523, fund 131 reimb \$16,022.75		
Federal Grant - Knight Box CR220 Drainage Improvements	35,336	67,535						102,871		102,871	Agreement = \$111,868, fund 131 reimb \$16,277.72		
Federal Grant - Tumbleweed Dr Tanglewood Drainage Improvements	14,562	26,545						41,107		41,107	FEMA agreement amounts		
Federal Grant - Homestead Rd Drainage Improvements	8,825	15,113						23,938		23,938	FEMA agreement amounts, Expires 8/31/21		
Federal Grant - Greenwood Drainage Improvements	17,946	85,851						103,797		103,797	FEMA agreement = \$119,381, fund 131 reimb \$17,171.25		
Subtotal - Grants	2,092,026	12,395,186	4,824,288	0	0	0	0	17,911,500		17,911,500			

Exhibit E

TABLE 2 - Summary Report Fiscal Years 2021/2022 through 2026/2027

Section I		Comprehensive Plan Capital Improvements - Capital Improvement Element (CIE)										
Project Name	Workday Account #	FY21-22 Actuals	FY22-23 Proposed Budget	FY23-24 Proposed Budget	FY24-25 Proposed Budget	FY25-26 Proposed Budget	FY26-27 Proposed Budget	FY27-28 Proposed Budget	Five Year Project Total	Years 6-25	Total Project	Comments
Oakleaf Plantation Parkway	PRJ100347	1,805	300,000	500,000	2,198,195				3,000,000		3,000,000	Des FY20-21, Const FY21-22, State paying \$3,000,000
CR220 - SR21(Blanding Blvd) to Henley (Quad West)	PRJ100212			4,000,000					4,000,000		4,000,000	Carryover to completion, State paying \$4,000,000
Subtotal - Grants - Capital Improvement Element (CIE)		1,805	300,000	4,500,000	2,198,195	0	0	0	7,000,000		7,000,000	

TABLE 2 - Summary Report Fiscal Years 2021/2022 through 2026/2027

Section II		Non-Comprehensive Plan Capital Improvements										
Project Name	Workday Account #	FY21-22 Actuals	FY22-23 Proposed Budget	FY23-24 Proposed Budget	FY24-25 Proposed Budget	FY25-26 Proposed Budget	FY26-27 Proposed Budget	FY27-28 Proposed Budget	Five Year Project Total	Years 6-25	Total Project	Comments
DEO Grant - NE Sports Complex	PRJ100304	1,414,969	1,585,031						3,000,000		3,000,000	Land Acquis & Design FY20-21, Con FY21-22, St-\$3M
Fairgrounds - FDACS Livestock Pavilion Infrastr	PRJ100302	21,403	888,597						910,000		910,000	Infrastructure Improvements - agreement Aug 2021
Fairgrounds - FDACS Exhibit Hall Remodel	PRJ100301	75,871	424,129						500,000		500,000	Renovate and carryover to completion. Grant Completed 2/2022
Greenway Trail-Jennings Park	PRJ100365	44,631	455,369						500,000		500,000	Design of trail from Live Oak LN to Jennings Park
Greenway Trail Construction	PRJ100407		1,500,000						1,500,000		1,500,000	Paving Live Oak Lane, parking areas, restroom facilities, trails
CR220 West of Lakeshore Drive to Old Hard Road	PRJ100395		35,000						35,000		35,000	Intersection improvement. Design FY21-22, Const FY22-23
CR220 Int. Impr. - Lakeshore Drive to Old Hard Road	PRJ100414		1,783,983						1,783,983		1,783,983	Intersection improvement. Const FY22-23
Sidewalk - Doctors Inlet Elementary School	Future15		134,821	824,288					959,109		959,109	FDOT paying \$959,500
Equipment Public Safety Grant Funded	GR010081	441,753							441,753		441,753	Purchase of Rescue Vehicle. Completed
CR220 - Town Center Intersection	PRJ100299		413,180						413,180		413,180	Carryover to completion
Sidewalk - CR218-Clay Hill Elem to Taylor Rd.	PRJ100330		578,234						578,234		578,234	Completion in FY20-21

Ridaught Landing Drainage Improvements	PRJ100293	14,925	3,603						18,528	18,528	\$21,363.66 spent in fund 131 FY19-20, FEMA pays 75%
Knight Boxx & CR220 Drainage Improvements	PRJ100294	35,336	67,535						102,871	102,871	\$21,703.62 spent in fund 131 FY19-20, FEMA pays 75%
Tumbleweed Dr.-Tanglewood Village Drainage	PRJ100295	14,562	26,545						41,107	41,107	Complete in FY21-22, Fed pays 75%
Homestead Rd Drainage - Tanglewood	PRJ100296	8,825	15,113						23,938	23,938	Complete in FY21-22, Fed pays 75%
Greenwood Drainage Improvements	PRJ100297	17,946	85,851						103,797	103,797	\$22,895 spent in fund 131 FY19-20, FEMA pays 75%
Fairgrounds Improvements	PRJ100173	0							0	0	Infra. improves.
Clay County Flooding Vulnerability Assessment	PRJ100399		400,000						400,000	400,000	Public Safety Grant tied with ARPA Stormwater Study
FDLE - Office of Criminal Justice - Jail Expansion Grant	PRJ100411		1,000,000						1,000,000	1,000,000	Public Safety Grant tied with ARPA Health Dept Reno
Subtotal - Grants - Non-Comprehensive Capital Improvements		2,090,221	9,396,991	824,288	0	0	0	0	12,311,500	12,311,500	











2023-15 Capital Plan Amendment Ordinance_2023-02-28

Final Audit Report

2023-03-02

Created:	2023-03-02
By:	Lisa Osha (Lisa.Osha@claycountygov.com)
Status:	Signed
Transaction ID:	CBJCHBCAABAAcuv53Osl-5kz0_Ic1fMO_OxAwBih03zR

"2023-15 Capital Plan Amendment Ordinance_2023-02-28" History

-  Document created by Lisa Osha (Lisa.Osha@claycountygov.com)
2023-03-02 - 7:52:03 PM GMT
-  Document emailed to claysign@claycountygov.com for signature
2023-03-02 - 7:53:00 PM GMT
-  Email viewed by claysign@claycountygov.com
2023-03-02 - 9:27:37 PM GMT
-  Signer claysign@claycountygov.com entered name at signing as Betsy Condon
2023-03-02 - 9:28:13 PM GMT
-  Document e-signed by Betsy Condon (claysign@claycountygov.com)
Signature Date: 2023-03-02 - 9:28:15 PM GMT - Time Source: server
-  Document emailed to bccdocs@clayclerk.com for signature
2023-03-02 - 9:28:17 PM GMT
-  Email viewed by bccdocs@clayclerk.com
2023-03-02 - 10:02:05 PM GMT
-  Signer bccdocs@clayclerk.com entered name at signing as Tara S Green
2023-03-02 - 10:03:06 PM GMT
-  Document e-signed by Tara S Green (bccdocs@clayclerk.com)
Signature Date: 2023-03-02 - 10:03:08 PM GMT - Time Source: server
-  Agreement completed.
2023-03-02 - 10:03:08 PM GMT