

RESOLUTION 2022/2023- 53

A RESOLUTION OF THE BOARD OF COUNTY COMMISSIONERS OF CLAY COUNTY, FLORIDA, AMENDING THE CLAY COUNTY CAPITAL IMPROVEMENT PLAN NON-CAPITAL IMPROVEMENT ELEMENT IMPROVEMENTS IN SECTIONS II OF TABLES 2 AND THE REVENUE SOURCES RELATING THERETO IN TABLES 1; PROVIDING AN EFFECTIVE DATE.

WHEREAS, the County's Capital Improvement Plan contains both CIE improvements and Non-CIE improvements, as well as revenue sources for each; and

WHEREAS, the County's Capital Improvement Plan (Plan) is composed of five categories, with the five Plan Categories attached hereto and incorporated herein as Exhibits A-E; and

WHEREAS, within each Plan Category Table 1 specifies revenue sources for both CIE improvements and Non-CIE improvements; and

WHEREAS, within each Plan Category Table 2 contains CIE improvements in Section I and Non-CIE improvements in Section II thereof; and

WHEREAS, Section 129.06(2) of the Florida Statutes stipulates that the Board may at any time within a fiscal year amend a budget for the year as provided therein; and

WHEREAS, amendments to the Non-CIE improvements in the Capital Improvement Plan, specifically in Section II of Table 2 and related changes to the revenue sources in Table 1 of each Plan Category may be made by resolution of the Board to provide for appropriation and expenditure as set forth therein.

NOW THEREFORE, BE IT RESOLVED by the Board of County Commissioners of Clay County, Florida, as follows:

Section 1.

Section II of Table 2 within each of the Capital Improvement Plan Categories, Exhibits A-E hereto, is amended as set forth therein in order to make necessary changes as directed by the Board.

Section 2.

Table 1 within each of the Capital Improvement Plan Categories, Exhibits A-E hereto, is amended as set forth therein in order to make it consistent with Section II of Table 2 of each Plan Category.

Section 3.

With respect to the amendments referenced in Section 1 and Section 2 above, the legal effect of this Resolution is that upon its effective date:

- (A) Funds for capital projects identified in the Exhibits shall only be expended consistent therewith; and
- (B) To the extent that corrections, updates, and modifications concerning costs, revenue sources, and acceptance of facilities pursuant to dedications which are inconsistent with the Exhibits, or a change in the date of construction of the capital projects identified in the Exhibits are proposed, such may only be implemented by amendment hereto; and
- (C) Nothing in this Resolution shall have any effect on the improvements listed in Section I of Table 2 within any of Exhibits A-E. This Resolution shall be construed only to amend Section II of Table 2 within Exhibits A-E and the related revenue sources in Table 1 thereto.

Section 4.

This Resolution shall take effect immediately upon its adoption.

DULY ADOPTED, by the Board of County Commissioners, Clay County, Florida, this 25th day of July, 2023.

BOARD OF COUNTY COMMISSIONERS
OF CLAY COUNTY, FLORIDA



By: Betsy Condon
Betsy Condon (Jul 27, 2023 13:08 EDT)
Betsy Condon, Chairman

ATTEST:

Tara S. Green
Clay County Clerk of Court and Comptroller
Ex Officio Clerk to the Board

Exhibit A

Clay County Capital Improvement Plan

TABLE 1 - Summary Report Fiscal Years 2021/2022 through 2026/2027

Capital Funds Revenues

Revenue Sources	Workday Fund #	Object #	Funding Code	FY19-20 Actuals	FY21-22 Actuals	FY22-23 Proposed Budget	FY23-24 Proposed Budget	FY24-25 Proposed Budget	FY25-26 Proposed Budget	FY26-27 Proposed Budget	FY27-28 Proposed Budget	FY28-29 Proposed Budget	FY29-30 Proposed Budget	FY30-31 Proposed Budget	FY31-32 Proposed Budget	FY32-33 Proposed Budget	Five Year Project Total	Ten Year Total	Comments
Fund Level Revenues						1	2	3	4	5	6	7	8	9	10	11			
Prior Year Carry Forward - Capital Improvement Fund	FD3003	399002		43,646,472	53,506,692	66,195,918	45,629,331	17,752,816	8,246,919	1,160,250	(2,122,945)	(9,235,426)	(6,567,186)	(150,276)	1,833,406	1,429,639	138,985,234	122,742,807	Adjusts as plan changes are made from FY21-22 on
2nd Local Option Gas Tax Receipts	FD3003	312420		2,763,402	3,003,425	2,801,361	2,857,388	2,914,536	2,972,827	3,032,283	3,092,929	3,154,787	3,217,883	3,282,241	3,347,886	3,414,843	14,578,395	30,674,121	2% annual increases from FY21-22
Transfer In from Fund 1017- Discretionary Sales Surtax	FD3003	381120		11,904,141	23,196,367	22,043,066	22,704,358	23,385,489	24,087,053	24,809,665	25,553,955	26,320,574	27,110,191	27,923,497	28,761,201	29,624,037	117,029,631	252,699,048	3% increases from FY22-23
Interest Earnings - Capital Improvement Fund	FD3003	361000		262,358	355,122	661,959	456,293	177,528	82,469	11,602	(21,229)	(92,354)	(65,672)	(1,503)	18,334	14,296	1,389,852	1,227,428	Approximately 1% of carry forward amount
Interest Earnings - Capital Improvement Fund	FD3003	361100		186,561													0	0	
Disposition of Fixed Assets	FD3003	364000		133,367	50,000	50,000											50,000	50,000	About average amount over last 10 years
Developer Project/Contribution/Asset	FD3003	366000					17,751,820										17,751,820	17,751,820	FY24-25 for CR218
Less 5% Budgeted Revenues - Capital Improvement Fund	FD3003	399001			(170,427)	(173,166)	(165,684)	(154,603)	(152,765)	(152,194)	(153,585)	(153,122)	(157,611)	(164,037)	(168,311)	(171,457)			
Subtotal - Capital Improvement Fund	FD3003	305		58,896,301	79,941,179	91,579,138	71,481,687	44,075,765	35,236,504	28,861,606	26,349,125	19,994,459	23,537,605	30,889,922	33,792,516	34,311,360	271,234,700	284,650,598	

Revenue Sources	Workday Fund #	Object #	Funding Code	FY19-20 Actuals	FY21-22 Actuals	FY22-23 Proposed Budget	FY23-24 Proposed Budget	FY24-25 Proposed Budget	FY25-26 Proposed Budget	FY26-27 Proposed Budget	FY27-28 Proposed Budget	FY28-29 Proposed Budget	FY29-30 Proposed Budget	FY30-31 Proposed Budget	FY31-32 Proposed Budget	FY32-33 Proposed Budget	Five Year Project Total	Ten Year Total	Comments
Project Specific Revenue																			
Interfund Transfer - Challenger	FD3003	381128			750	15,379	15,379	15,379	15,379	15,379	15,379	15,379	15,379	15,379	15,379	15,379	76,895	153,790	
Subtotal - Capital Improvement Fund	FD3003	305		0	750	15,379	15,379	15,379	15,379	15,379	15,379	15,379	15,379	15,379	15,379	15,379	76,895	153,790	

Exhibit A

Clay County Capital Improvement Plan

TABLE 2 - Summary Report Fiscal Years 2021/2022 through 2026/2027

Section I Comprehensive Plan Capital Improvements - Capital Improvement Element (CIE)																					
Project Name	Workday Account #	Fund #	Funding Code	Project Actuals	FY21-22 Actuals	FY22-23 Proposed Budget	FY23-24 Proposed Budget	FY24-25 Proposed Budget	FY25-26 Proposed Budget	FY26-27 Proposed Budget	FY27-28 Proposed Budget	FY28-29 Proposed Budget	FY29-30 Proposed Budget	FY30-31 Proposed Budget	FY31-32 Proposed Budget	FY32-33 Proposed Budget	Five Year Project Total	Ten Year Total	Total Project	Comments	
CR218 Extension	PRJ100186	FD3003	DV, GT				2,000,000												2,000,000	2,000,000	Developer project, County paying \$2,000,000
CR220 (Henley Rd to Knight Boxx)	PRJ100171	FD3003	SG, GT	1,555,631	229,978	59,893													289,871	14,780,910	Design FY22-24, Const FY24-25 Pending LAP
CR220 - Quadrant Intersection (East)	PRJ100221	FD3003	GT				2,000,000												2,000,000	2,000,000	Design/ROW/Acq. FY23-24
Subtotal - Capital Improvement Fund				1,555,631	229,978	59,893	4,000,000	0	0	0	0	0	0	0	0	0	0	0	4,289,871	18,780,910	

Clay County Capital Improvement Plan

TABLE 2 - Summary Report Fiscal Years 2021/2022 through 2026/2027

Section II Non-Comprehensive Plan Capital Improvements																				
Project Name	Workday Account #	Fund #	Funding Code	Project Actuals	FY21-22 Actuals	FY22-23 Proposed Budget	FY23-24 Proposed Budget	FY24-25 Proposed Budget	FY25-26 Proposed Budget	FY26-27 Proposed Budget	FY27-28 Proposed Budget	FY28-29 Proposed Budget	FY29-30 Proposed Budget	FY30-31 Proposed Budget	FY31-32 Proposed Budget	FY32-33 Proposed Budget	Five Year Project Total	Ten Year Total	Total Project	Comments
TRANSPORTATION																				
Intersection Improvements-Minor Capacity	PG1023	FD3003	ST		27,039	500,000											500,000	500,000	500,000	List of projects in priority
Equipment - Transportation	PG1020	FD3003	ST	6,380,536	1,437,068	1,562,812	2,183,800	1,800,000	1,800,000	1,800,000	1,200,000	1,200,000	1,200,000	1,200,000	1,200,000	1,200,000	9,146,612	15,146,612	21,527,148	Heavy equipment replacement
Ridaught Landing Drainage Improvements (Match)	PRJ100293	FD3003	FG, ST	6,240	4,975	1,201											1,201	1,201	7,441	\$21,363.66 spent in fund 131 FY19-20, FEMA pays 75%
Knight Boxx & CR220 Drainage Improvements (Match)	PRJ100294	FD3003	FG, ST	11,998	11,778	22,511											22,511	22,511	34,509	\$21,703.62 spent in fund 131 FY19-20, FEMA pays 75%
Tumbleweed Dr.-Tanglewood Village Drainage (Match)	PRJ100295	FD3003	FG, ST	10,224	4,854	8,848											8,848	8,848	19,072	Design Complete in FY21-22, Fed pays 75%
Homestead Rd Drainage - Tanglewood (Match)	PRJ100296	FD3003	FG, ST		2,941	5,037											5,037	5,037	5,037	Design Complete in FY21-22, Fed pays 75%
Greenwood Drainage Improvements (Match)	PRJ100297	FD3003	FG, ST	40,059	5,982	28,617											28,617	28,617	68,676	\$22,895 spent in fund 131 FY19-20, FEMA pays 75%
Bridge Improvements	PG1004	FD3003	ST	855,705		500,000											500,000	500,000	1,355,705	List of projects in priority
Aquarius Concourse	PRJ100386	FD3003	ST, SP		122,011	2,372,541											2,372,541	2,372,541	2,372,541	CCUA paid \$2,105,447 July 2022
CR224 (College) RRR CR220 to SR21	PRJ100194	FD3003	ST	192,766	242,425	2,747,497											2,747,497	2,747,497	2,940,263	Design FY20-22, construction FY22-23
CR220 RRR - Swimming Pen Creek to US17	PRJ100197	FD3003	ST	407,869	89,320	2,657,083											2,657,083	2,657,083	3,064,952	Carryover to completion
Oakleaf Plantation/Eagle Landing Signal	PRJ100209	FD3003	ST		4,058	495,942											495,942	495,942	495,942	Carryover to completion
CR220 - Town Center Intersection	PRJ100299	FD3003				432,851											432,851	432,851	432,851	Carryover to completion
Cheswick Oaks Road Connectors and Crossing	PRJ100187	FD3003	ST														0	0	24,000,000	Resurrecting Cheswick project #
Total Transportation				7,905,397	1,952,451	11,334,940	2,183,800	1,800,000	1,800,000	1,800,000	1,200,000	1,200,000	1,200,000	1,200,000	1,200,000	1,200,000	18,918,740	24,918,740	56,824,137	
PARKS & RECREATION																				
Fairgrounds Improvements	PRJ100173	FD3003	TT, ST	561,949	22,741			915,309									915,309	915,309	1,477,258	Infra. improves. \$645K from TT. Grant applied for
Fairgrounds - FDACS Exhibit Hall Remodel	PRJ100301	FD3003	TT, ST	438,266	457,704												0	0	438,266	Renovate and carryover to completion
DEO Grant - NE Sports Complex	PRJ100304	FD3003	SG, TT, ST	5,750	1,271,840	2,984,410											2,984,410	2,984,410	2,990,160	Land Acquis FY21-22, Design FY21-22, Con FY22-23
Fairgrounds Master Plan Improvements	PRJ100284	FD3003	ST		56,550	2,453,450											2,453,450	2,453,450	2,453,450	Infrastructure improvements, Commence FY21-22
Moccasin Slough-Tower, classroom, boardwalk	PRJ100391	FD3003	ST		39,444	660,556											660,556	660,556	1,960,556	Construct observation tower, classroom & boardwalk
Oakleaf Community Park Phase II	Future1	FD3003	ST														0	0	4,200,000	Expand parking, multi-field, ball fields, lights
Twin Lakes Park - Lighting	Future2	FD3003	ST														0	0	1,244,000	Lighting installation
District 1 Project (Middleburg/West Clay)	Future20							24,250	24,250	24,250	24,250	24,250	24,250	24,250	24,250	24,250	72,750	194,000		
District 2 Project (OP/Lakeside/Fleming Island)	Future21							48,500	48,500	48,500	48,500	48,500	48,500	48,500	48,500	48,500	145,500	388,000		
District 7 Project (Keystone Heights/South Clay)	Future22							24,250	24,250	24,250	24,250	24,250	24,250	24,250	24,250	24,250	72,750	194,000		
District 4 Project (Lake Asbury/GCS/SouthEast Clay)	Future23							1,000,000	1,000,000	1,200,000	1,200,000	1,500,000	1,800,000	1,800,000	2,900,000	3,800,000	3,200,000	12,400,000		
District 5 Project (Branan Field/Oakleaf)	Future24							72,750	72,750	72,750	72,750	72,750	72,750	72,750	72,750	72,750	218,250	582,000		
Regional Park - Future Phases	Future25													4,000,000	4,000,000		0	8,000,000		
Walter Odum Park - Lighting	Future3	FD3003	ST														0	0	1,632,300	Light poles replacement & conversion to LED's
Omega Park - Lighting	Future4	FD3003	ST					1,538,000									1,538,000	1,538,000	1,538,000	Light poles replacement & conversion to LED's
Neptune Park Phase II	PRJ100355	FD3003	ST			240,000											240,000	240,000	240,000	New ball field, parking expansion, storage, playgrnd
Augusta Savage Pickleball Courts	PRJ100356	FD3003	ST		21,653	258,347											258,347	258,347	258,347	Build new pickleball courts for park patrons. Augusta Savage
Main St. Park Expansion & Boat Ramp Improve	Future5	FD3003	ST					250,000									250,000	250,000	250,000	Purchase neighbouring land
Total Parks & Recreation				1,005,965	1,024,932	6,596,763	0	3,873,059	1,169,750	1,369,750	1,369,750	1,669,750	1,969,750	5,969,750	7,069,750	3,969,750	13,009,322	31,058,072	18,682,337	

Project Name	Workday Account #	Fund #	Funding Code	Project Actuals	FY21-22 Actuals	FY22-23 Proposed Budget	FY23-24 Proposed Budget	FY24-25 Proposed Budget	FY25-26 Proposed Budget	FY26-27 Proposed Budget	FY27-28 Proposed Budget	FY28-29 Proposed Budget	FY29-30 Proposed Budget	FY30-31 Proposed Budget	FY31-32 Proposed Budget	FY32-33 Proposed Budget	Five Year Project Total	Ten Year Total	Total Project	Comments
PUBLIC SAFETY																				
Public Safety/Sheriff Training Facility	PRJ100159	FD3003	ST	885,282													0	0	5,825,282	Design FY27-28, Construction FY28-29
Equipment - Public Safety - Replacement	PG1019	FD3003	ST	9,023,900	1,396,508	2,216,000	3,000,000	4,267,600	2,900,000	3,000,000	5,000,000	4,000,000	3,703,330	2,271,965	3,278,326	6,000,000	15,383,600	33,637,221	62,508,124	Equipment and vehicle replacement
Equipment - Public Safety - Capacity	CCFRV	FD3003	ST				1,141,000	200,000	2,791,703	2,150,000		677,094	800,000	1,500,000	1,000,000	424,730	6,282,703	10,259,797		
Equipment - Sheriff - Capital & Vehicles - Replacement	PG1021	FD3003	ST	6,723,578	2,466,413	2,999,972	1,330,180	1,330,180	1,330,180	1,330,180	1,330,180	1,330,180	1,330,180	1,330,180	1,330,180	1,330,180	8,320,692	14,971,592	33,662,351	Equipment and vehicle replacement
Equipment - Sheriff - Capital & Vehicles - Capacity	CCSOV	FD3003	ST				1,600,000	1,200,000	1,200,000	1,200,000	1,200,000	1,200,000	1,200,000	1,200,000	1,200,000	1,200,000	5,200,000	11,200,000	11,200,000	
Fire Station 24 - Virginia Village	PRJ100286	FD3003	ST			1,325,000	6,000,000	1,623,386									8,948,386	8,948,386	8,948,386	Design FY21-22, Construction FY22-23
Fire Station 20 - GCS	PRJ100190	FD3003	ST			500,000	5,980,000	1,500,000									7,980,000	7,980,000	7,980,000	Carryover to completion
Fire Station 22 - Fleming Island	PRJ100357	FD3003	ST			500,000		3,050,000	2,000,000	2,000,000							7,550,000	7,550,000	7,550,000	Design FY21-22, Construction FY23-24
Fire Station 15 - Lake Asbury	PRJ100285	FD3003	ST			350,000			1,500,000	1,000,000	4,500,000						2,850,000	7,350,000	7,350,000	Design FY21-23, Construction FY23-24
Fire Station 1 - Branan Field	Future7	FD3003	ST			350,000				1,000,000	4,000,000	1,000,000					1,350,000	6,850,000	7,450,000	Design FY30-31
Fire Station 21 - Green Cove North	Future11	FD3003	ST										2,000,000		1,800,000	1,500,000	0	5,300,000	11,300,000	Design FY29-30, Construction FY30-31
Fire Station 16 - Penney Farms	Future9	FD3003	ST											2,800,000	2,500,000		0	5,300,000	11,100,000	Design FY27-28, Construction FY28-29
Fire Station 17 - Peoria Rd	Future10	FD3003	ST												2,300,000	5,000,000	0	2,300,000	8,300,000	Design FY27-28, Construction FY28-30
Fire Station 13 - Clay Hill	Future8	FD3003	ST														0	0	4,500,000	Design FY26-27, Construction FY27-28
Fire Station 5 - Middleburg West	Future28	FD3003	ST																	
Gun Range	PRJ100204	FD3003	ST	205,062	1,022,779	2,477,221											2,477,221	2,477,221	2,682,283	Bid and design FY20-21, construction FY21-23
Burn Building	PRJ100366	FD3003	ST			300,000	2,700,000										3,000,000	3,000,000	3,000,000	Part of firefighting training
Radio Tower Upgrades	PRJ100207	FD3003	ST	1,478,006			646,627										646,627	646,627	2,124,633	Contracted FY20-21, completion FY21-22
E911 Consolidation Bldg/Training Facility	PRJ100208	FD3003	ST	2,056,583			2,419,284	7,000,000	7,000,000								16,419,284	16,419,284	18,475,867	Purchase FY20-21, renovations carried to complete
CCSO Building 500 Build Out	Future12	FD3003	ST			500,000	1,000,000										1,500,000	1,500,000		
New Jail	Future13	FD3003	ST													3,000,000	0	0	610,000	25,000 sq. ft. to properly house specialty equipment
Sheriff Office Building	Future14	FD3003	ST						2,000,000	5,000,000	6,000,000	4,500,000					7,000,000	17,500,000	55,500,000	100,000 sq ft @ \$400 sq. ft.
Total Public Safety				20,372,411	4,885,700	11,518,193	25,817,091	20,171,166	20,721,883	16,680,180	22,030,180	12,707,274	9,533,510	10,902,145	13,108,506	16,954,910	94,908,513	163,190,128	270,066,926	
PUBLIC WORKS																				
Road Resurfacing	PG1005	FD3003	ST	19,475,665	4,564,976	7,500,000	8,000,000	8,500,000	9,000,000	9,500,000	10,000,000	10,000,000	10,000,000	10,000,000	10,000,000	10,000,000	42,500,000	92,500,000	161,975,665	High Prairie Ln add \$77,290, \$10 million/yr 6-10
Road Paving	PG1002	FD3003	ST	7,216,740	531,644	750,000	850,000	1,000,000	1,000,000	1,000,000	1,000,000	1,000,000	1,000,000	1,000,000	1,000,000	1,000,000	4,600,000	9,600,000	16,816,740	Carryover for Deer Trail FY 21-22. Projects in priority
Drainage - Stormwater	PG1003	FD3003	ST	3,020,146	43,719				400,000	400,000							800,000	800,000	3,820,146	List of projects in priority - ARP - Dec. 14
Knowles Pit Building	PRJ100184	FD3003	ST	617,408	57,848	639,778	843,147										1,482,925	1,482,925	2,100,333	2 sites - Renovate/build, increase for Knowles Pit
Infrastructure Studies	PRJ100287	FD3003	ST			100,000											100,000	100,000	100,000	Completed with CIP funds
Storm Water Study	PRJ100288	FD3003	ST			100,000											100,000	100,000	100,000	Stormwater infrastructure feasibility/cost study-ARP
Sidewalk - CR218-Clay Hill Elem to Taylor Rd.	PRJ100330	FD3003	SG														0	0	0	Completion in FY23-24
Sidewalks - Construction	PG1022	FD3003	ST		0	564,211											564,211	564,211		Sidewalk replacement
Sidewalk - Doctors Inlet Elementary School	Future15	FD3003	ST, SG			179	212										391	391	391	FDOT paying \$959,109
Total Public Works				30,329,959	5,198,187	9,654,168	9,693,359	9,500,000	10,400,000	10,900,000	11,000,000	11,000,000	11,000,000	11,000,000	11,000,000	11,000,000	50,147,527	105,147,527	184,913,275	
OTHER PROJECTS																				
Equipment - Supervisor of Elections	PRJ100277	FD3003	ST	945,650													0	0	980,650	Voting equipment & machines replacement
Animal Services Building	PRJ100210	FD3003	ST		380,294	4,792,114	10,800,000										15,592,114	15,592,114	15,592,114	Design FY20-21, Construction FY23-25
GCS Senior Center Kitchen	PRJ100276	FD3003	ST		600,274	28,140											28,140	28,140	28,140	Moved from Operating Budget
Property Appraiser Vehicles	Future18	FD3003	ST													70,000	0	0	0	2 vehicles @ \$35K each
JTA Bus/Shelter Improvements	Future27	FD3003	ST				250,000			250,000							500,000	500,000	570,000	2 vehicles @ \$35K each
Admin Building 3rd Floor	Future26	FD3003	ST			300,000	500,000										800,000	800,000	3,800,000	For Public Safety, Sheriff and Facilities. Infr constraints
Multi-Agency Storage Warehouse	Future19	FD3003	ST				500,000	500,000									1,000,000	1,000,000	4,000,000	For Public Safety, Sheriff and Facilities. Infr constraints
Land Acquisition	PRJ100362	FD3003	ST		19,025	1,680,975											1,680,975	1,680,975	1,680,975	Flexibility for land opportunities
Total Other Projects				945,650	999,593	6,801,229	12,050,000	500,000	0	250,000	0	0	0	0	0	70,000	19,601,229	19,601,229	26,651,879	
Subtotal - Capital Improvement Fund (FD3003)				62,115,013	14,290,841	45,965,186	53,744,250	35,844,225	34,091,633	30,999,930	35,599,930	26,577,024	23,703,260	29,071,895	32,378,256	33,194,660	200,645,224	347,975,589	#REF!	
GRAND TOTAL				62,115,013	14,290,841	45,965,186	53,744,250	35,844,225	34,091,633	30,999,930	35,599,930	26,577,024	23,703,260	29,071,895	32,378,256	33,194,660	200,645,224	347,975,589	#REF!	

Exhibit B

Clay County Capital Improvement Plan
TABLE 1 - Summary Report Fiscal Years 2021/2022 through 2026/2027
Capital Funds Revenues

Revenue Sources	Fund #	Workday Fund #	Object #	FY21-22 Actuals	FY22-23 Proposed Budget	FY23-24 Proposed Budget	FY24-25 Proposed Budget	FY25-26 Proposed Budget	FY26-27 Proposed Budget	FY27-28 Proposed Budget	FY28-29 Proposed Budget	FY29-30 Proposed Budget	FY30-31 Proposed Budget	FY31-32 Proposed Budget	FY32-33 Proposed Budget	Five Year Project Total	Ten Year Total	Revenue Totals	Comments
Fund Level Revenues				1	2	3	4	5	6	7	8	9	10	11					
Impact Fees Trans District 3	303	FD3001	324310	95,000	50,000	-	0	0	0	0	0	0	0	0	0	50,000	50,000	288,815	Impact fee continued collections before mobility fees
Interest Earnings - Impact Fee District 3 Fund	303	FD3001	361000	73,208	74,712	45,897	(1,667)	(1,683)	(1,699)	(1,715)	(1,731)	(1,748)	(1,765)	(1,781)	(1,798)	115,559	106,819	119,059	
Prior Year Forward - Impact Fee District 3 Fund	303	FD3001	399002	7,320,838	7,471,201	4,589,677	(166,721)	(168,305)	(169,903)	(171,518)	(173,147)	(174,792)	(176,452)	(178,129)	(179,821)				Initial amount was transfer from Fund 305
Less 5% Budgeted Revenues - Impact Fees District 3 Fund	303	FD3001	399001	(8,410)	(6,236)	(2,295)	83	84	85	86	87	87	88	89	90				
																0	0		
Impact Fees Trans District 2	304	FD3002	324311	65,000	35,000	-	0	0	0	0	0	0	0	0	0	35,000	35,000	80,000	Impact fee continued collections before mobility fees
Interest Earnings - Impact Fee District 2 Fund	304	FD3002	361000	44,410	44,643	37,900	30,656	947	956	965	975	984	993	1,003	1,012	115,103	120,022	117,103	
Prior Year Forward - Impact Fee District 2 Fund	304	FD3002	399002	4,440,958	4,464,332	3,789,993	3,065,605	94,728	95,628	96,537	97,454	98,380	99,314	100,258	101,210				Initial amount was transfer from Fund 305
Less 5% Budgeted Revenues - Impact Fees District 2 Fund	304	FD3002	399001	(5,470)	(3,982)	(1,895)	(1,533)	(47)	(48)	(48)	(49)	(49)	(50)	(50)	(51)				
Mobility Fees - Middleburg and West Clay District 1	312	FD3009	324301	164,200	225,000	225,000	225,000	225,000	189,020	189,020	189,020	189,020	189,020	189,020	189,020	1,089,020	2,034,120	7,622,020	Includes approximate cash collections
Interest Earnings - Mobility District 1				55	2,839	5,003	7,188	9,394	11,621	13,527	15,451	17,393	19,354	21,334	23,142	36,044	103,103		
Prior Year Forward - Mobility District 1	324321			127,812	283,854	500,301	718,804	939,382	1,162,056	1,352,665	1,545,084	1,739,332	1,935,424	2,133,380	2,314,216				
Less 5% Budgeted Revenues - Mobility District 1				(8,213)	(11,392)	(11,500)	(11,609)	(11,720)	(10,032)	(10,127)	(10,224)	(10,321)	(10,419)	(9,518)	(9,608)				
Mobility Fees - Orange Park, Lakeside, Fleming Island District 2	312	FD3009	324302	215,787	255,000	255,000	255,000	255,000	215,787	215,787	215,787	215,787	215,787	215,787	215,787	1,235,787	2,314,722		
Interest Earnings - Mobility District 2				35	2,759	5,208	7,680	10,176	12,695	14,865	17,056	19,268	21,502	23,756	25,841	38,518	114,965		
Prior Year Forward - Mobility District 2	324322			70,908	275,939	520,811	768,008	1,017,554	1,269,471	1,486,529	1,705,648	1,926,850	2,150,152	2,375,576	2,584,142				
Less 5% Budgeted Revenues - Mobility District 2				(10,791)	(12,888)	(13,010)	(13,134)	(13,259)	(11,424)	(11,533)	(11,642)	(11,753)	(11,864)	(10,977)	(11,081)				
Mobility Fees - Keystone Heights, South Clay District 7	312	FD3009	324303	49,951	55,000	55,000	55,000	55,000	51,510	51,510	51,510	51,510	51,510	51,510	51,510	271,510	529,060		
Interest Earnings - Mobility District 7				10	670	1,199	1,733	2,272	2,816	3,332	3,853	4,379	4,910	5,438	5,911	8,690	22,572		
Prior Year Forward - Mobility District 7	324324			19,557	67,020	119,907	173,296	227,192	281,601	333,210	385,310	437,905	491,000	544,799	591,071				
Less 5% Budgeted Revenues - Mobility District 7				(2,498)	(2,784)	(2,810)	(2,837)	(2,864)	(2,716)	(2,742)	(2,768)	(2,794)	(2,821)	(2,846)	(2,671)				
Mobility Fees - Lake Asbury, Green Cove Springs District 4	312	FD3009	324304	5,313,140	6,500,000	6,500,000	6,500,000	6,500,000	5,000,000	5,000,000	5,000,000	5,000,000	5,000,000	5,000,000	5,000,000	31,000,000	56,000,000		
Interest Earnings - Mobility District 4				270	70,866	113,289	106,115	118,873	141,753	190,599	239,910	289,689	339,941	390,671	441,882	550,897	2,001,708		
Prior Year Forward - Mobility District 4	324323			2,038,851	7,086,591	#####	#####	11,887,347	14,175,277	19,059,942	23,991,012	28,968,926	33,994,131	39,067,076	44,188,213				
Less 5% Budgeted Revenues - Mobility District 4				(265,671)	(328,543)	(330,664)	(330,306)	(330,944)	(257,088)	(259,530)	(261,996)	(264,484)	(266,997)	(269,534)	(272,094)				
Mobility Fees - Branan Field, Oakleaf District 5	312	FD3009	324305	1,618,818	2,300,000	2,300,000	2,300,000	2,300,000	2,082,560	2,082,560	2,082,560	2,082,560	2,082,560	2,082,560	2,082,560	11,282,560	21,695,360		
Interest Earnings - Mobility District 5				80	29,116	21,242	13,294	5,271	7,171	27,023	12,064	1,963	21,766	11,757	1,653	76,094	150,667	76,094	Adjusts as plan changes are made from FY21-22 on
Prior Year Forward - Mobility District 5	324325			1,373,631	2,911,584	2,124,244	1,329,425	527,054	717,061	2,702,305	1,206,409	196,302	2,176,599	1,175,709	165,310				
Less 5% Budgeted Revenues - Mobility District 5				(80,945)	(116,456)	(116,062)	(115,665)	(115,264)	(104,487)	(105,479)	(104,731)	(104,226)	(105,216)	(104,716)	(104,211)				

Exhibit B

Clay County Capital Improvement Plan
TABLE 2 - Summary Report Fiscal Years 2021/2022 through 2026/2027

Section I Comprehensive Plan Capital Improvements - Capital Improvement Element (CIE) - Expenditures																				
Project Name	Division #	Workday Account #	Object #	FY21-22 Actuals	FY22-23 Proposed Budget	FY23-24 Proposed Budget	FY24-25 Proposed Budget	FY25-26 Proposed Budget	FY26-27 Proposed Budget	FY27-28 Proposed Budget	FY28-29 Proposed Budget	FY29-30 Proposed Budget	FY30-31 Proposed Budget	FY31-32 Proposed Budget	FY32-33 Proposed Budget	Five Year Project Total	Ten Year Total	Years 6-25	Total Project	Comments
Radar Road US17 to Town Center Blvd	6132	PRJ100282	303		1,000,000	4,800,000										5,800,000	5,800,000		11,600,000	Design FY21-22, construction FY22-23 (District 3)
CR315 Road Improvement - Willow Springs	6133	PRJ100283	303	9,435	2,000,000											2,000,000	2,000,000		4,000,000	Design FY21-22, construction FY22-23 (District 3)
CR218 Cosmos Ave to Carter Spencer	6135	PRJ100381	304	80,565	750,000	760,393										1,510,393	1,510,393		3,020,786	District 2
Proj #1 CR218 - Pinetree Ln. to Cosmo Ave. 4Ln.	6107	PRJ100147	304				3,000,000									#VALUE!	#VALUE!		#VALUE!	
Proj #2 CR209 - Peters Creek south to US17 4Ln.	6108	PRJ100196	324323			4,000,000	500,000									4,500,000	4,500,000		9,000,000	
Proj #3 CR209 - Peters Creek to Sandridge	6101	PRJ100199	324323				500,000	1,500,000								2,000,000	2,000,000		4,000,000	
Proj #4 CR739B - Henley to west of CR209	6102	PRJ100200	324323			1,000,000	1,000,000									2,000,000	2,000,000		4,000,000	
Proj #5 CR220 - Baxley Rd. to west of Henley Rd.	6103	PRJ100201	324325		3,000,000	3,000,000	3,000,000	2,000,000								11,000,000	11,000,000		22,000,000	
Proj #6A FCC from Maryland Ave. to US17	6104	PRJ100202	324323				3,000,000	2,500,000								5,500,000	5,500,000		11,000,000	
Proj #6B FCC from SR23 to Maryland Ave.	6105	PRJ100203	324323		2,000,000	2,000,000										4,000,000	4,000,000		8,000,000	

Clay County Capital Improvement Plan
TABLE 2 - Summary Report Fiscal Years 2021/2022 through 2026/2027

Section II Non-Comprehensive Plan Capital Improvements																				
Project Name	Division #	Workday Account #	Fund #	FY21-22 Actuals	FY22-23 Proposed Budget	FY23-24 Proposed Budget	FY24-25 Proposed Budget	FY25-26 Proposed Budget	FY26-27 Proposed Budget	FY27-28 Proposed Budget	FY28-29 Proposed Budget	FY29-30 Proposed Budget	FY30-31 Proposed Budget	FY31-32 Proposed Budget	FY32-33 Proposed Budget	Five Year Project Total	Ten Year Total	Years 6-25	Total Project	Comments
The Station at Radar Road Sidewalk		PRJ100394	FD3007		36,000											36,000	36,000		36,000	Sidewalk construction along Radar Road
Special Districts																				
Proj #5 CR220 - Baxley Rd. to west of Henley Rd. (NE Fair Share)	6046	PRJ100280	FD3004		560,781											560,781	560,781		1,321,562	Fair Share generated. Going to PRJ100201
Proj #1 CR218 - Pinetree Ln. to Cosmo Ave. 4Ln. (W Fair Share)	6086	PRJ100281	FD3005		175,258											175,258	175,258		350,516	Fair Share generated. Going to PRJ100147
Long Bay Rd Ext (Branan Field APF)	6045	PRJ100279	FD3006		733,015											733,015	733,015		1,816,030	Adequate public facilities. Going to PRJ100279
EW 1 (NS3 to CR 209 - Block Island. Lake Asbury APF)	6022	PRJ100278	FD3008		206,447											206,447	206,447		417,394	Adequate public facilities, no specific project
Sidewalks - Developers	6019	PG1006	FD3007		140,476											140,476	140,476		290,174	List of projects in priority
State Road 100 - Bradford to Putnam (4 Lane)		FutureM1	324324	-	-	-	-	-	-	-	-	400,000				0	400,000	5,135,000	5,535,000	Putnam to Bradford
County Road 218 - Bluejay to Cosmos Av		FutureM2	324321	-	-	-	-	-	-	-	-		2,000,000			0	2,000,000	#####	20,093,775	Blue Jay/Mallard Rd. to Cosmos Ave.
County Road 220 - College Dr to US 17		FutureM3	324322	-	-	-	-	-	-	-	-		2,000,000			0	2,000,000	#####	36,825,903	C.R. 224 (College Dr) to U.S. 17
Verbena Parkway (4)		FutureM7		-	-	-	-	-	-	-	-					0	0	9,011,979	9,011,979	Henley Rd. to NS 3
NS 3 - County Road 209 to Sandridge		FutureM8		-	-	-	-	-	-	-	-					0	0	#####	16,042,267	C.R. 209 to Sandridge
EW 1 - County Road 209 to NS3		FutureM9		-	-	-	-	-	-	-	-					0	0	#####	10,734,356	C.R. 209 to NS 3
NS 1 (Feed Mill) - Sandridge to First Coast Connector		FutureM10		-	-	-	-	-	-	-	-					0	0	#####	15,662,708	Sandridge to First Coast Connector
County Road 218 Extension		FutureM11		-	-	-	-	-	-	-	-					0	0	#####	10,000,000	C.R. 218 to First Coast Connector
Green Cove Springs Bypass		FutureM13		-	-	-	-	-	-	-	-					0	0	#####	77,763,560	U.S. 17 to S.R. 16
County Road 220 State Road 21 to Henley Rd		FutureM14	324325	-	-	-	-	-	-	3,500,000	3,000,000					0	6,500,000	#####	31,165,953	S.R. 21 to Henley Rd.
Baxley Road		FutureM15	324325	-	-	-	-	-	-	-	-		3,000,000	3,000,000		0	6,000,000	8,333,176	14,333,176	C.R. 220 to S.R. 21
Cheswick Oaks Ave. Extension (Savannah Glen Blvd. to Challenger Dr.)		FutureM16		-	-	-	-	-	-	-	-					0	0	#####	29,212,050	Savannah Glen Blvd. to Challenger Dr.
Branan Mill Road (aka Atlantis)		FutureM17		-	-	-	-	-	-	-	-					0	0	9,109,854	9,109,854	Old Jennings to Trail Ridge
Cheswick Oaks Ave. Extension (Wilford Preserve to Challenger Dr.)		FutureM18		-	-	-	-	-	-	-	-		4,337,123	4,337,123		0	0	4,337,123	4,337,123	Wilford Preserve to Challenger Dr.
State Road 16 Green Cove to First Coast Expressway		FutureM19		-	-	-	-	-	-	-	-					0	0	#####	47,520,000	Green Cove Springs to FCC
State Road 16 Shands Bridge to Green Cove Springs		FutureM20		-	-	-	-	-	-	-	-					0	0	5,000,000	5,000,000	Green Cove Springs to Shands Bridge
State Road 21 State Road 16 to County Road 215 (Turn Lanes)		FutureM21		-	-	-	-	-	-	-	-					0	0	#####	16,335,000	S.R. 16 to C.R. 215
County Road 315 - State Road 16 to County Road 315B		FutureM22		-	-	-	-	-	-	-	-					0	0	#####	27,586,921	S.R. 16 to C.R. 315B
HWY 17 Multi-Use Trail (Future)		FutureM23		-	-	-	-	-	-	-	-					0	0	960,000	960,000	Leonard C Taylor Pkwy toward Clay-Putname county line
County Road 220 Multi-Use Trail		FutureM24		-	-	-	-	-	-	-	-					0	0	497,195	497,195	HWY 17 to Brookstone Dr
Leonard C Taylor Multi-Use Trail		FutureM25		-	-	-	-	-	-	-	-					0	0	632,833	632,833	Rio Vista Cir to Susan Dr
Cecil to Old Jennings Rd.		FutureM26		-	-	-	-	-	-	-	-					0	0	2,601,435	2,601,435	Duval-Clay county line to Blanding Blvd.
Middleburg & West Clay Walking and Biking Projects		FutureM27		-	-	-	-	-	-	-	-					0	0	3,000,000	3,000,000	Walking & biking infra. improvements within District
Orange Park, Lakeside & Fleming Island Walking and Biking Projects		FutureM28		-	-	-	-	-	-	-	-					0	0	3,000,000	3,000,000	Walking & biking infra. improvements within District
Lake Asbury & Green Cove Springs Walking and Biking Projects		FutureM29		-	-	-	-	-	-	-	-					0	0	3,000,000	3,000,000	Walking & biking infra. improvements within District
Keystone Heights & Southwest Clay Walking and Biking Projects		FutureM30		-	-	-	-	-	-	-	-					0	0	3,000,000	3,000,000	Walking & biking infra. improvements within District
Branan Field & Oak Leaf Walking and Biking Projects		FutureM31		-	-	-	-	-	-	-	-					0	0	3,000,000	3,000,000	Walking & biking infra. improvements within District
Subtotal - Impact Fee Fund\Mobility\APF Funds				90,000	10,601,977	15,560,393	11,000,000	6,000,000	0	3,500,000	3,000,000	400,000	7,000,000	3,000,000	0	43,162,370	60,062,370			

* Mobility projects divisions are each district. 6124=Middleburg & West Clay, 6125=Orange Park, Lakeside, Fleming Island, 6126=Lake Asbury & Green Cove Springs, 6127=Keystone Heights & South Clay 6128=Branan Field & Oak Leaf

Developer Funded Projects																				
Project Name	Division #	Workday Account #	Object #	FY21-22 Actuals	FY22-23 Proposed Budget	FY23-24 Proposed Budget	FY24-25 Proposed Budget	FY25-26 Proposed Budget	FY26-27 Proposed Budget	FY27-28 Proposed Budget	FY28-29 Proposed Budget	FY29-30 Proposed Budget	FY30-31 Proposed Budget	FY31-32 Proposed Budget	FY32-33 Proposed Budget	Five Year Project Total	Ten Year Total	Years 6-25	Total Project	Comments
Verbena Parkway - Proj #7	6126	PRJ100222	312D		831,085		8,110,781									8,941,866	8,941,866		17,883,732	Developer project, reimbursed with mobility fees
NS3 and EW1 Proj #8	6126	PRJ100223	312D		920,128											920,128	920,128	8,281,154	10,121,410	Developer project, reimbursed with mobility fees

Exhibit B

Clay County Capital Improvement Plan
 TABLE 1 - Summary Report Fiscal Years 2021/2022 through 2026/2027
 Capital Funds Revenues

Revenue Sources	Fund #	Workday Fund #	Object #	Funding Code	FY22-23 Proposed Budget	FY23-24 Proposed Budget	FY24-25 Proposed Budget	FY25-26 Proposed Budget	FY26-27 Proposed Budget	FY27-28 Proposed Budget	FY28-29 Proposed Budget	FY29-30 Proposed Budget	FY30-31 Proposed Budget	FY31-32 Proposed Budget	FY32-33 Proposed Budget	Five Year Project Total	Ten Year Total	Revenue Totals	Comments
Fund Level Revenues					1	2	3	4	5	6	7	8	9	10	11				
Regional Park Revenue (15%)	CC1269	FD3018			64,117	576,300	576,300	576,300	576,300	576,300	576,300	576,300	576,300	576,300	576,300	2,369,317	5,250,817		
Interest Earnings - Regional Park					-	609	6,090	11,622	17,208	22,846	28,538	4,284	9,799	15,367	20,988				
Prior Year Forward - Regional Park	IF_Reg				-	60,911	608,975	1,162,245	1,720,771	2,284,604	2,853,792	428,388	979,943	1,536,738	2,098,822				
Less 5% Budgeted Revenues - Regional Park					(3,206)	(28,845)	(29,119)	(29,396)	(29,675)	(29,957)	(30,242)	(29,029)	(29,305)	(29,583)	(29,864)				
Administrative\Constitutional\Jail Fund (49%)	CC1266	FD3015			100,998	907,800	907,800	907,800	907,800	907,800	907,800	907,800	907,800	907,800	907,800	3,732,198	8,271,198		
Interest Earnings - Administrative\Constitutional\Jail Fund					-	959	9,593	13,308	20,058	873	4,506	13,172	21,922	30,754	9,670				
Prior Year Forward - Administrative\Constitutional\Jail Fund	IF_Admin				-	95,948	959,270	1,330,793	2,005,845	87,311	450,550	1,317,240	2,192,164	3,075,400	967,026				
Less 5% Budgeted Revenues - Administrative\Constitutional\Jail Fund					(5,050)	(45,438)	(45,870)	(46,055)	(46,393)	(45,434)	(45,615)	(46,049)	(46,486)	(46,928)	(45,874)				
Fire\Rescue Fund (26%)	CC1267	FD3016			229,799	2,265,500	2,265,500	2,265,500	2,265,500	2,265,500	2,265,500	2,265,500	2,265,500	2,265,500	2,265,500	9,291,799	20,619,299		
Interest Earnings - Fire\Rescue Fund					-	2,183	23,726	22,886	11,626	(7,741)	(9,434)	(2,502)	(8,003)	(23,057)	(14,254)				
Prior Year Forward - Fire\Rescue Fund	IF_FR				-	218,309	2,372,608	2,288,628	1,162,595	(774,136)	(943,417)	(250,154)	(800,306)	(2,305,684)	(1,425,363)				
Less 5% Budgeted Revenues - Fire\Rescue Fund					(11,490)	(113,384)	(114,461)	(114,419)	(113,856)	(112,888)	(112,803)	(113,150)	(112,875)	(112,122)	(112,562)				
Law Enforcement Fund (25%)	CC1268	FD3017			174,193	1,565,700	1,565,700	1,565,700	1,565,700	1,565,700	1,565,700	1,565,700	1,565,700	1,565,700	1,565,700	6,436,993	14,265,493		
Interest Earnings - Law Enforcement Fund					-	1,655	16,545	27,576	36,712	14,935	(14,049)	(3,308)	7,535	18,480	29,530				
Prior Year Forward - Law Enforcement Fund	IF_CCISO				-	165,483	1,654,470	2,757,603	3,671,215	1,493,507	(1,404,890)	(330,821)	753,451	1,848,024	2,952,995				
Less 5% Budgeted Revenues - Law Enforcement Fund					(8,710)	(78,368)	(79,112)	(79,664)	(80,121)	(79,032)	(77,583)	(78,120)	(78,662)	(79,209)	(79,761)				
Libraries and Culture	CC1270	FD3019			63,549	571,200	571,200	571,200	571,200	571,200	571,200	571,200	571,200	571,200	571,200	2,348,349	5,204,349		
Interest Earnings - Libraries and Culture					-	604	6,036	11,520	17,055	22,644	28,285	33,980	39,730	45,534	51,392				
Prior Year Forward - Libraries and Culture	IF_LC				-	60,372	603,585	1,151,959	1,705,543	2,264,385	2,828,537	3,398,048	3,972,970	4,553,353	5,139,250				
Less 5% Budgeted Revenues - Libraries and Culture					(3,177)	(28,590)	(28,862)	(29,136)	(29,413)	(29,692)	(29,974)	(30,259)	(30,546)	(30,837)	(31,130)				
Community Park Fees - Middleburg and West Clay District 1 (45%)	CC1271	FD3020			5,753	19,839	19,839	19,839	19,839	19,839	19,839	19,839	19,839	19,839	19,839	85,109	184,304		
Interest Earnings - Community Park District 1					-	55	244	236	228	221	213	205	197	189	181				
Prior Year Forward - Community Park District 1	IF_P1				-	5,465	24,364	23,604	22,836	22,061	21,279	20,489	19,692	18,887	18,074				
Less 5% Budgeted Revenues - Community Park District 1					(288)	(995)	(1,004)	(1,004)	(1,003)	(1,003)	(1,003)	(1,002)	(1,002)	(1,001)	(1,001)				
Community Park Fees - Orange Park, Lakeside, Fleming Island District 2 (45%)	CC1272	FD3021			5,392	39,678	39,678	39,678	39,678	39,678	39,678	39,678	39,678	39,678	39,678	164,104	362,494		
Interest Earnings - Community Park District 2					-	51	429	413	397	381	365	348	332	315	298				
Prior Year Forward - Community Park District 2	IF_P2				-	5,122	42,865	41,288	39,697	38,090	36,468	34,831	33,178	31,509	29,824				
Less 5% Budgeted Revenues - Community Park District 2					(270)	(1,986)	(2,005)	(2,005)	(2,004)	(2,003)	(2,002)	(2,001)	(2,000)	(2,000)	(1,999)				
Community Park Fees - Keystone Heights, South Clay District 7 (45%)	CC1274	FD3023			1,619	19,839	19,839	19,839	19,839	19,839	19,839	19,839	19,839	19,839	19,839	80,975	180,170		
Interest Earnings - Community Park District 7					-	15	204	196	188	180	172	163	155	147	138				
Prior Year Forward - Community Park District 7	IF_P7				-	1,538	20,400	19,602	18,796	17,982	17,161	16,332	15,496	14,651	13,798				
Less 5% Budgeted Revenues - Community Park District 7					(81)	(993)	(1,002)	(1,002)	(1,001)	(1,001)	(1,001)	(1,000)	(1,000)	(999)	(999)				
Community Park Fees - Lake Asbury, Green Cove Springs District 4 (45%)	CC1273	FD3022			176,708	1,468,086	1,468,086	1,468,086	1,468,086	1,468,086	1,468,086	1,468,086	1,468,086	1,468,086	1,468,086	6,049,052	13,389,482		
Interest Earnings - Community Park District 4					-	1,679	15,641	15,056	14,465	13,868	13,266	12,658	12,044	11,425	10,799				
Prior Year Forward - Community Park District 4	IF_P4				-	167,873	1,564,149	1,505,604	1,446,503	1,386,841	1,326,611	1,265,810	1,204,431	1,142,469	1,079,918				
Less 5% Budgeted Revenues - Community Park District 4					(8,835)	(73,488)	(74,186)	(74,157)	(74,128)	(74,098)	(74,068)	(74,037)	(74,007)	(73,976)	(73,944)				
Community Park Fees - Branan Field, Oakleaf District 5 (45%)	CC1275	FD3024			31,249	59,517	59,517	59,517	59,517	59,517	59,517	59,517	59,517	59,517	59,517	269,317	566,902		
Interest Earnings - Community Park District 5					-	297	865	844	822	800	778	755	733	710	687				
Prior Year Forward - Community Park District 5	IF_P5				-	29,687	86,510	84,356	82,181	79,986	77,770	75,533	73,275	70,995	68,694				
Less 5% Budgeted Revenues - Community Park District 5					(1,562)	(2,991)	(3,019)	(3,018)	(3,017)	(3,016)	(3,015)	(3,014)	(3,012)	(3,011)	(3,010)				

Exhibit B

Clay County Capital Improvement Plan

TABLE 2 - Summary Report Fiscal Years 2021/2022 through 2026/2027

Section I Comprehensive Plan Capital Improvements - Capital Improvement Element (CIE) - Expenditures																				
Project Name	Division #	Workday Account #	Object #	Funding Code	FY22-23 Proposed Budget	FY23-24 Proposed Budget	FY24-25 Proposed Budget	FY25-26 Proposed Budget	FY26-27 Proposed Budget	FY27-28 Proposed Budget	FY28-29 Proposed Budget	FY29-30 Proposed Budget	FY30-31 Proposed Budget	FY31-32 Proposed Budget	FY32-33 Proposed Budget	Five Year Project Total		Years 6-25	Total Project	Comments
																0	0		0	

Clay County Capital Improvement Plan

TABLE 2 - Summary Report Fiscal Years 2021/2022 through 2026/2027

Section II Non-Comprehensive Plan Capital Improvements																				
Project Name	Division #	Workday Account #	Fund #	Funding Code	FY22-23 Proposed Budget	FY23-24 Proposed Budget	FY24-25 Proposed Budget	FY25-26 Proposed Budget	FY26-27 Proposed Budget	FY27-28 Proposed Budget	FY28-29 Proposed Budget	FY29-30 Proposed Budget	FY30-31 Proposed Budget	FY31-32 Proposed Budget	FY32-33 Proposed Budget	Five Year Project Total	Ten Year Total	Years 6-25	Total Project	Comments
																0	0			
																0	0			
District 1 Project (Middleburg/West Clay)	IF_P1	Future20	IF_P1				19,839	19,839	19,839	19,839	19,839	19,839	19,839	19,839	19,839	59,517	158,712			
District 2 Project (OP/Lakeside/Fleming Island)	IF_P2	Future21	IF_P2				39,678	39,678	39,678	39,678	39,678	39,678	39,678	39,678	39,678	119,034	317,424			
District 7 Project (Keystone Heights/South Clay)	IF_P7	Future22	IF_P7				19,839	19,839	19,839	19,839	19,839	19,839	19,839	19,839	19,839	59,517	158,712			
District 4 Project (Lake Asbury/GCS/SouthEast Clay)	IF_P4	Future23	IF_P4				1,468,086	1,468,086	1,468,086	1,468,086	1,468,086	1,468,086	1,468,086	1,468,086	1,468,086	4,404,258	11,744,688			
District 5 Project (Branan Field/Oakleaf)	IF_P5	Future24	IF_P5				59,517	59,517	59,517	59,517	59,517	59,517	59,517	59,517	59,517	178,551	476,136			
Regional Park - Future Phases	IF_Reg	Future25	IF_Reg								3,000,000					0	3,000,000			
Fire Station 20 - GCS	IF_FR	PRJ100190	IF_FR				2,000,000									2,000,000	2,000,000			
Fire Station 22 - Fleming Island	IF_FR	PRJ100357	IF_FR					2,000,000	1,000,000							3,000,000	3,000,000			
Fire Station 15 - Lake Asbury	IF_FR	PRJ100285	IF_FR					1,000,000	2,000,000							3,000,000	3,000,000			
Fire Station 1 - Branan Field	IF_FR	Future7	IF_FR							2,000,000	1,050,000	500,000				0	3,550,000			
Fire Station 21 - Green Cove North	IF_FR	Future11	IF_FR										1,500,000	500,000		0	2,000,000			
Fire Station 16 - Penney Farms	IF_FR	Future9	IF_FR									2,000,000				0	2,000,000			
Fire Station 17 - Peoria Rd	IF_FR	Future10	IF_FR										2,000,000			0	2,000,000			
Fire Station 13 - Clay Hill	IF_FR	Future8	IF_FR													0	0			
Fire Station 5 - Middleburg West	IF_FR	Future28	IF_FR																	
E911 Consolidation Bldg/Training Facility	IF_Admin	PRJ100208	IF_Admin						1,500,000	500,000						1,500,000	2,000,000			
Sheriff Office Building	IF_CCISO	Future14	IF_CCISO						3,000,000	4,000,000						3,000,000	7,000,000			
New Jail	IF_Admin	Future13	IF_Admin											3,000,000	3,000,000	0	3,000,000			
Admin Building 3rd Floor	IF_Admin	Future26	IF_Admin				500,000									500,000	500,000			
Multi Agency Warehouse	IF_Admin	Future19	IF_Admin					200,000	1,300,000							1,500,000	1,500,000			
Multi Agency Warehouse	IF_FR	Future19A	IF_FR					200,000	300,000							500,000	500,000			
Multi Agency Warehouse	IF_CCISO	Future19B	IF_CCISO					200,000	300,000							500,000	500,000			
Equipment - Sheriff - Capital & Vehicles - Capacity	IF_CCISO	CCSOV	IF_CCISO				400,000	400,000	400,000	400,000	400,000	400,000	400,000	400,000	400,000	1,200,000	3,200,000			
Equipment - Public Safety - Capacity	IF_FR	CCFRV	IF_FR				258,745	100,000	800,000	314,152	400,000	200,000	150,000	750,000		1,158,745	2,972,897			
																0	0			
																0	0			
																0	0			
																0	0			
																0	0			
																0	0			
																0	0			
																0	0			
																0	0			
																0	0			
																0	0			
																0	0			
Subtotal - Impact Fee Fund					0	0	4,765,704	5,706,959	12,206,959	8,821,111	6,456,959	4,706,959	5,656,959	6,256,959	5,006,959	22,679,622	54,578,569		0	

Exhibit C

Clay County Capital Improvement Plan
TABLE 1 - Summary Report Fiscal Years 2021/2022 through 2026/2027
 Capital Funds Revenues

Revenue Sources	Workday Fund #	FY20-21 Actuals	FY21-22 Ending Budget	FY22-23 Proposed Budget	FY23-24 Proposed Budget	FY24-25 Proposed Budget	FY25-26 Proposed Budget	FY26-27 Proposed Budget	Five Year Project Total	Revenue Totals	Comments
Fund Level Revenues											
Interest Earnings - 2020 Bond Fund	FD3010	192,657	500,000	650,000	59,204				1,209,204		Interest
Prior Year Carry Forward - 2020 Bond Fund	FD3010	129,249,191	124,790,635	112,147,925	42,584,657	8,119,461	1,270,141				Spend down of Fund Balance
Subtotal - 2020 Bond Fund	FD3010	129,441,848	125,290,635	112,797,925	42,643,861	8,119,461	1,270,141	0	290,122,022	0	

Exhibit C

Clay County Capital Improvement Plan
TABLE 2 - Summary Report Fiscal Years 2021/2022 through 2026/2027
 Section I Comprehensive Plan Capital Improvements - Capital Improvement Element (CIE) - Expenditures

Project Name	Workday Account #	FY20-21 Actuals	FY21-22 Ending Budget	FY22-23 Proposed Budget	FY23-24 Proposed Budget	FY24-25 Proposed Budget	FY25-26 Proposed Budget	FY26-27 Proposed Budget	FY22/23 - End Project Total	Total Project	Comments
Bond Projects Management	BondMgMt	61,539	208,050	215,130	181,325	169,952	0	0	566,407	857,881	Project Manager personnel plus PFM investment fee
Proj #1 CR218 - Pinetree Ln. to Cosmos Ave. 4Ln.	PRJ100147	1,407,322	2,047,155	8,367,624	4,858,000	486,529	0	0	13,712,153	17,189,924	CCUA paying \$424,395 in FY20-21
Proj #2 CR209 - Peters Creek south to US17 4Ln.	PRJ100196	437,017	1,134,062	5,281,999	5,132,154	198,160	0	0	10,612,313	12,196,991	Total of projects \$131,824,913
Proj #3 CR209 - Peters Creek to Sandridge	PRJ100199	582,474	1,865,579	7,259,918	2,285,418	2,243,855	730,000	0	11,789,191	14,990,437	Projects include contingency and legal fees
Proj #4 CR739B - Henley to west of CR209	PRJ100200	656,920	1,801,469	14,169,874	12,183,421	407,825	0	0	26,761,120	29,242,770	Projects include contingency and legal fees
Proj #5 CR220 - Baxley Rd. to west of Henley Rd.	PRJ100201	462,882	915,043	5,421,797	332,198	210,000	0	0	5,963,995	7,355,953	Projects include contingency and legal fees
Proj #6A FCC from Maryland Ave. to US17	PRJ100202	325,503	996,081	5,784,556	2,461,680	260,000	198,160	0	8,506,236	10,039,715	Projects include contingency and legal fees
Proj #6B FCC from SR23 to Maryland Ave.	PRJ100203	799,259	3,675,271	23,062,370	7,031,000	2,873,000	0	0	32,966,370	37,443,995	Projects include contingency and legal fees
Subtotal - 2020 Bond Fund		1,468,861	12,642,710	69,563,268	34,465,196	6,849,321	928,160	0	111,805,945	0 129,317,666	Includes proceeds and using interest earned

Exhibit D

Clay County Capital Improvement Plan

TABLE 1 - Summary Report Fiscal Years 2021/2022 through 2026/2027

Capital Funds Revenues

Revenue Sources	Workday Fund #	FY21-22 Actuals	FY22-23 Proposed Budget	FY23-24 Proposed Budget	FY24-25 Proposed Budget	FY25-26 Proposed Budget	FY26-27 Proposed Budget	FY27-28 Proposed Budget	FY28-29 Proposed Budget	FY29-30 Proposed Budget	FY30-31 Proposed Budget	FY31-32 Proposed Budget	FY32-33 Proposed Budget	Five Year Project Total	Ten Year Total	Revenue Totals	Comments
			1	2	3	4	5	6	7	8	9	10	11				
Solid Waste Fund	FD4000	-	2,184,900	1,150,000	6,820,000	4,600,000	5,400,000							20,154,900	20,154,900	20,154,900	Charges for Service
Building Fund	FD1028	-	3,200,000	6,800,000	-	-	-							10,000,000	10,000,000	10,000,000	Building Fees
Public Safety \$12.50 Surcharge Expenses	FD3000	463,527												0	0		
Atlantis Drive (CCUA Funding)	PRJ100198	0												0	0	0	CCUA paying \$1,108,792 (Paid Feb FY20-21), State paying \$2,065,000
Fairgrounds Improvements	PRJ100173				645,000									645,000	645,000	645,000	
DEO Grant - NE Sports Complex	PRJ100304		200,000											200,000	200,000	200,000	
Aquarius Concourse (CCUA Funding)	PRJ100386	620,451	1,484,997											1,484,997	1,484,997	2,969,994	CCUA paid \$2,105,447 July 2022
Subtotal Funds		463,527	5,584,900	7,950,000	7,465,000	4,600,000	5,400,000	-						30,999,900	30,999,900	30,999,900	

Exhibit D

Clay County Capital Improvement Plan

TABLE 2 - Summary Report Fiscal Years 2021/2022 through 2026/2027

Section I Comprehensive Plan Capital Improvements - Capital Improvement Element (CIE)

Project Name	Workday Account #	FY21-22 Actuals	FY22-23 Proposed Budget	FY23-24 Proposed Budget	FY24-25 Proposed Budget	FY25-26 Proposed Budget	FY26-27 Proposed Budget	FY27-28 Proposed Budget	FY28-29 Proposed Budget	FY29-30 Proposed Budget	FY30-31 Proposed Budget	FY31-32 Proposed Budget	FY32-33 Proposed Budget	Five Year Project Total	Ten Year Total	Years 6-25	Total Project	Comments
Subtotal Other Projects - Capital Improvement Element (CIE)		0	0	0	0	0	0	0						0	0		0	

Clay County Capital Improvement Plan

TABLE 2 - Summary Report Fiscal Years 2021/2022 through 2026/2027

Section II Non-Comprehensive Plan Capital Improvements

Project Name	Workday Account #	FY21-22 Actuals	FY22-23 Proposed Budget	FY23-24 Proposed Budget	FY24-25 Proposed Budget	FY25-26 Proposed Budget	FY26-27 Proposed Budget	FY27-28 Proposed Budget	FY28-29 Proposed Budget	FY29-30 Proposed Budget	FY30-31 Proposed Budget	FY31-32 Proposed Budget	FY32-33 Proposed Budget	Five Year Project Total	Ten Year Total	Years 6-25	Total Project	Comments
ENVIRONMENTAL																		
Enviro Services-Solid Waste Facilities Upgrade	PRJ100292		2,184,900	1,150,000	6,820,000	4,600,000	5,400,000							20,154,900	20,154,900		40,309,800	Funded through saved user fees in reserves
Subtotal Solid Waste Fund		0	2,184,900	1,150,000	6,820,000	4,600,000	5,400,000	0						20,154,900	20,154,900		40,309,800	
OTHER PROJECTS																		
Building Department Building	PRJ100387		3,200,000	6,800,000										10,000,000	10,000,000		10,000,000	Location is To Be Determined
Fairgrounds Improvements	PRJ100173				645,000									645,000	645,000		1,290,000	Infra. improves. \$645K from TT. Grant applied for
DEO Grant - NE Sports Complex	PRJ100304		200,000											200,000	200,000			
Aquarius Concourse (CCUA Funding)	PRJ100386	650,000	1,455,448											1,455,448	1,455,448		2,910,896	CCUA paid \$2,105,447 July 2022
Subtotal Other Projects		650,000	4,855,448	6,800,000	645,000	0	0	0						12,300,448	12,300,448		11,290,000	

Exhibit E

Clay County Capital Improvement Plan

TABLE 1 - Summary Report Fiscal Years 2021/2022 through 2026/2027

Revenue Sources	Workday Fund #	Capital Funds Revenues											Five Year Project Total	Ten Year Total	Revenue Totals	Comments	
		FY21-22 Actuals	FY22-23 Proposed Budget	FY23-24 Proposed Budget	FY24-25 Proposed Budget	FY25-26 Proposed Budget	FY26-27 Proposed Budget	FY27-28 Proposed Budget	FY28-29 Proposed Budget	FY29-30 Proposed Budget	FY30-31 Proposed Budget	FY31-32 Proposed Budget					FY32-33 Proposed Budget
Project Specific Revenue		1	2	3	4	5	6	7	8	9	10	11					
DEO Grant - NE Sports Complex	FD3003	1,414,969	1,585,031											1,585,031	1,585,031	1,585,031	Received \$1,000,000 FY21-22
State Grant - FDACS Fairgrounds Project	FD3003	21,403	888,597											888,597	888,597	888,597	FDACS State grant agreement amounts
Fairgrounds - FDACS Exhibit Hall Remodel	FD3003	75,871	424,129											424,129	424,129	424,129	FDACS State grant agreement amounts. Completed
State Grant - Oakleaf Plantation Parkway	FD3003	1,805	600,000	500,000	1,898,195									2,998,195	2,998,195	2,998,195	LAP agreement amounts
State Grant - CR220 - SR21 (Blanding Blvd) to Henley - (Non-Bonded)	FD3003		231,615	3,768,385										4,000,000	4,000,000	4,000,000	LAP agreement amounts
State Grant - Greenway Trail	FD3003	44,631	455,369											455,369	455,369	455,369	Grant agreement for trail design
State Grant - Greenway Trail Construction	FD3003		1,500,000											1,500,000	1,500,000	1,500,000	Grant agreement for construction
State Grant (LAP) - CR220 West of Lakeshore Drive to Old Hard Road	FD3003		35,000											35,000	35,000	35,000	LAP agreement amounts
State Grant (LAP) - CR220 Int. Impr. - Lakeshore Drive to Old Hard Road	FD3003		1,783,983											1,783,983	1,783,983	1,783,983	LAP agreement amounts. BCC approved 12/13/22
State Grant (LAP) - Doctors Inlet Elementary School	FD3003		134,821	824,288										959,109	959,109	959,109	LAP agreement amounts
State Grant - Clay County Flooding Vulnerability Assessment	FD1000		400,000											400,000	400,000		Public Safety Grant tied with ARPA Stormwater Study
State Grant - FDLE - Office of Criminal Justice - Jail Expansion Grant	FD1000		1,000,000											1,000,000	1,000,000		Public Safety Grant tied with ARPA Health Dept Reno
Federal Grant (LAP) - CR220-Town Center Intersection	FD3003		413,180											413,180	413,180	413,180	LAP agreement amounts
Federal Grant (LAP) - Sidewalk-CR218 Clay Elementary to Taylor Rd.	FD3003		578,234											578,234	578,234	578,234	LAP agreement amounts
Federal Grant - Ridaught Landing Drainage	FD3003	14,925	3,603	-										3,603	3,603	3,603	Agreement = \$23,523, fund 131 reimb \$16,022.75
Federal Grant - Knight Box CR220 Drainage Improvements	FD3003	35,336	67,535	-										67,535	67,535	67,535	Agreement = \$111,868, fund 131 reimb \$16,277.72
Federal Grant - Tumbleweed Dr Tanglewood Drainage Improvements	FD3003	14,562	26,545	-										26,545	26,545	26,545	FEMA agreement amounts
Federal Grant - Homestead Rd Drainage Improvements	FD3003	8,825	15,113											15,113	15,113	15,113	FEMA agreement amounts, Expires 8/31/21
Federal Grant - Greenwood Drainage Improvements	FD3003	17,946	85,851	-										85,851	85,851	85,851	Agreement = \$119,381, fund 131 reimb \$17,171.25
Subtotal - Grants	FD3003	1,650,273	10,228,606	5,092,673	1,898,195	0	0	0						17,219,474	17,219,474	17,219,474	

Exhibit E

TABLE 2 - Summary Report Fiscal Years 2021/2022 through 2026/2027

Section I Comprehensive Plan Capital Improvements - Capital Improvement Element (CIE)																		
Project Name	Workday Account #	FY21-22 Actuals	FY22-23 Proposed Budget	FY23-24 Proposed Budget	FY24-25 Proposed Budget	FY25-26 Proposed Budget	FY26-27 Proposed Budget	FY27-28 Proposed Budget							Five Year Project Total	Years 6-25	Total Project	Comments
Oakleaf Plantation Parkway	PRJ100347	1,805	600,000	500,000	1,898,195										2,998,195	2,998,195	5,996,390	Des FY20-21, Const FY21-22, State paying \$3,000,000
CR220 - SR21(Blanding Blvd) to Henley (Quad West)	PRJ100212		231,615	3,768,385											4,000,000	4,000,000	8,000,000	Carryover to completion, State paying \$4,000,000
Subtotal - Grants - Capital Improvement Element (CIE)		1,805	831,615	4,268,385	1,898,195	0	0	0							6,998,195	6,998,195	13,996,390	

TABLE 2 - Summary Report Fiscal Years 2021/2022 through 2026/2027

Section II Non-Comprehensive Plan Capital Improvements																		
Project Name	Workday Account #	FY21-22 Actuals	FY22-23 Proposed Budget	FY23-24 Proposed Budget	FY24-25 Proposed Budget	FY25-26 Proposed Budget	FY26-27 Proposed Budget	FY27-28 Proposed Budget							Five Year Project Total	Years 6-25	Total Project	Comments
DEO Grant - NE Sports Complex	PRJ100304	1,414,969	1,585,031												1,585,031	1,585,031	3,170,062	Land Acquis & Design FY20-21, Con FY21-22, St -\$3M
Fairgrounds - FDACS Livestock Pavilion Infrastr	PRJ100302	21,403	888,597												888,597	888,597	1,777,194	Infrastructure Improvements - agreement Aug 2021
Fairgrounds - FDACS Exhibit Hall Remodel	PRJ100301	75,871	424,129												424,129	424,129	848,258	Renovate and carryover to completion. Grant Completed 2/2022
Greenway Trail-Jennings Park	PRJ100365	44,631	455,369												455,369	455,369	910,738	Design of trail from Live Oak LN to Jennings Park
Greenway Trail Construction	PRJ100407		1,500,000												1,500,000	1,500,000	3,000,000	Paving Live Oak Lane, parking areas, restroom facilities, trails
CR220 West of Lakeshore Drive to Old Hard Road	PRJ100395		35,000												35,000	35,000	70,000	Intersection improvement. Design FY21-22, Const FY22-23
CR220 Int. Impr. - Lakeshore Drive to Old Hard Road	PRJ100414		1,783,983												1,783,983	1,783,983	3,567,966	Intersection improvement. Const FY22-23
Sidewalk - Doctors Inlet Elementary School	Future15		134,821	824,288											959,109	959,109	1,918,218	FDOT paying \$959,500
CR220 - Town Center Intersection	PRJ100299		413,180												413,180	413,180	826,360	Carryover to completion
Sidewalk - CR218-Clay Hill Elem to Taylor Rd.	PRJ100330		578,234												578,234	578,234	1,156,468	Completion in FY20-21
Ridaught Landing Drainage Improvements	PRJ100293	14,925	3,603												3,603	3,603	7,206	\$21,363.66 spent in fund 131 FY19-20, FEMA pays 75%
Knight Box & CR220 Drainage Improvements	PRJ100294	35,336	67,535												67,535	67,535	135,070	\$21,703.62 spent in fund 131 FY19-20, FEMA pays 75%
Tumbleweed Dr.-Tanglewood Village Drainage	PRJ100295	14,562	26,545												26,545	26,545	53,090	Complete in FY21-22, Fed pays 75%
Homestead Rd Drainage - Tanglewood	PRJ100296	8,825	15,113												15,113	15,113	30,226	Complete in FY21-22, Fed pays 75%
Greenwood Drainage Improvements	PRJ100297	17,946	85,851												85,851	85,851	171,702	\$22,895 spent in fund 131 FY19-20, FEMA pays 75%
Fairgrounds Improvements	PRJ100173	0													0	0	0	infra. improves. \$645K from TT. Grant applied for
Clay County Flooding Vulnerability Assessment	PRJ100399		400,000												400,000	400,000	800,000	Public Safety Grant tied with ARPA Stormwater Study
FDLE - Office of Criminal Justice - Jail Expansion Grant	PRJ100411		1,000,000												1,000,000	1,000,000	2,000,000	Public Safety Grant tied with ARPA Health Dept Reno
Subtotal - Grants - Non-Comprehensive Capital Improvements		1,648,468	9,396,991	824,288	0	0	0	0							10,221,279	10,221,279	20,442,558	

Total All Grants 17,219,474
 Difference Between Revenue and Expense 0











2022-2023-53 Resolution CIP BCC#16b

Final Audit Report

2023-07-31

Created:	2023-07-27
By:	Lisa Osha (Lisa.Osha@claycountygov.com)
Status:	Signed
Transaction ID:	CBJCHBCAABAAumMMnT1ldMy1xtH2abnBoqt5xuCz22pG

"2022-2023-53 Resolution CIP BCC#16b" History

-  Document created by Lisa Osha (Lisa.Osha@claycountygov.com)
2023-07-27 - 12:43:15 PM GMT
-  Document emailed to clayesign@claycountygov.com for signature
2023-07-27 - 12:44:04 PM GMT
-  Email viewed by clayesign@claycountygov.com
2023-07-27 - 5:08:24 PM GMT
-  Signer clayesign@claycountygov.com entered name at signing as Betsy Condon
2023-07-27 - 5:08:52 PM GMT
-  Document e-signed by Betsy Condon (claysign@claycountygov.com)
Signature Date: 2023-07-27 - 5:08:54 PM GMT - Time Source: server
-  Document emailed to bccdocs@clayclerk.com for signature
2023-07-27 - 5:08:55 PM GMT
-  Email viewed by bccdocs@clayclerk.com
2023-07-31 - 3:01:53 PM GMT
-  Signer bccdocs@clayclerk.com entered name at signing as Tara S Green
2023-07-31 - 3:02:37 PM GMT
-  Document e-signed by Tara S Green (bccdocs@clayclerk.com)
Signature Date: 2023-07-31 - 3:02:39 PM GMT - Time Source: server
-  Agreement completed.
2023-07-31 - 3:02:39 PM GMT