

ORDINANCE 2023-43

AN ORDINANCE OF THE BOARD OF COUNTY COMMISSIONERS OF CLAY COUNTY, FLORIDA, AMENDING TABLES 1 AND 2 OF THE CLAY COUNTY FIVE YEAR CAPITAL IMPROVEMENT PLAN; PROVIDING AN EFFECTIVE DATE.

Recitals

WHEREAS, the County's Capital Improvement Plan contains both CIE improvements and Non-CIE improvements, as well as revenue sources for each; and

WHEREAS, the County's Capital Improvement Plan (Plan) is comprised of five categories, with the five Plan Categories attached hereto and incorporated herein as Exhibits A-E; and

WHEREAS, within each Plan Category Table 1 specifies revenue sources for both CIE improvements and Non-CIE improvements; and

WHEREAS, within each Plan Category Table 2 contains CIE improvements in Section I and Non-CIE improvements in Section II thereof; and

WHEREAS, Section 129.06(2) of the Florida Statutes stipulates that the Board may at any time within a fiscal year amend a budget for the year as provided therein; and

WHEREAS, Section 163.3177 3(b) of the Florida Statutes stipulates that modifications to update the CIE improvements may be accomplished by ordinance; and

WHEREAS, amendments to the CIE improvements in the Capital Improvement Plan, specifically in Section I of Table 2 and related changes to the revenue sources in Table 1 of each Plan Category may be made by ordinance of the Board to provide for appropriation and expenditure as set forth herein.

NOW THEREFORE, BE IT ORDAINED by the Board of County Commissioners of Clay County, Florida, as follows:

Section 1.

Section I of Table 2 within each of the Capital Improvement Plan Categories, Exhibits A-E hereto, is amended as set forth therein in order to make necessary changes as directed by the Board.

Section 2.

Table 1 within each of the Capital Improvement Plan Categories, Exhibits A-E hereto, is amended as set forth therein in order to make it consistent with Section I of Table 2 of each Plan Category.

Section 3.

With respect to the amendments referenced in Section 1 and Section 2 above, the legal effect of this Ordinance is that upon its effective date:

- (A) Funds for capital projects identified in the Exhibits shall only be expended consistent therewith; and,
- (B) To the extent that corrections, updates, and modifications concerning costs, revenue sources, and acceptance of facilities pursuant to dedications which are inconsistent with the Exhibits, or a change in the date of construction of the capital projects identified in the Exhibits are proposed, such may only be implemented by amendment hereto; and
- (C) Nothing in this Ordinance shall have any effect on the improvements listed in Section II of Table 2 within any of Exhibits A-E. This Ordinance shall be construed only to amend Section I of Table 2 within Exhibits A-E and the related revenue sources in Table 1 thereto.

Section 4.

Should any word, phrase, sentence, or subsection or section of this Ordinance be held by a court of competent jurisdiction to be illegal, void, unenforceable, or unconstitutional, then that word, phrase, subsection, or section so held shall be severed from this Ordinance and all other words, phrases, sentences, subsections or sections shall remain in full force and effect.

Section 5.

This Ordinance shall take effect immediately upon its adoption as provided for by Florida law.

DULY ADOPTED by the Board of County Commissioners, Clay County, Florida, on this 12th day of December, 2023.



BOARD OF COUNTY COMMISSIONERS
OF CLAY COUNTY, FLORIDA

By: JB Renninger
JB Renninger, Chairman

ATTEST:

Tara S. Green
Tara S. Green
Clay County Clerk of Court and Comptroller
Ex Officio Clerk to the Board

Exhibit A

Clay County Capital Improvement Plan
TABLE 1 - Summary Report Fiscal Years 2021/2022 through 2026/2027
Capital Funds Revenues

Revenue Sources	Workday Fund #	Object #	Funding Code	FY19-20 Actuals	FY21-22 Actuals	FY22-23 UnAudited Actuals	FY23-24 Proposed Budget	FY24-25 Proposed Budget	FY25-26 Proposed Budget	FY26-27 Proposed Budget	FY27-28 Proposed Budget	FY28-29 Proposed Budget	FY29-30 Proposed Budget	FY30-31 Proposed Budget	FY31-32 Proposed Budget	FY32-33 Proposed Budget	Five Year Project Total	Ten Year Total	Revenue Totals	Comments
Fund Level Revenues																				
Prior Year Carry Forward - Capital Improvement Fund	FD3003	399002		43,646,472	53,506,692	64,450,038	66,479,203	20,089,325	6,957,439	1,534,236	74,603	(7,180,747)	(8,959,964)	698,191	5,537,290	8,101,949	95,134,807	93,331,526		Adjusts as plan changes are made from FY21-22 on
2nd Local Option Gas Tax Receipts	FD3003	312420		2,763,402	3,003,425	2,801,361	2,857,388	2,914,536	2,972,827	3,032,283	3,092,929	3,154,787	3,217,883	3,282,241	3,347,886	3,414,843	14,869,963	31,287,604	36,677,732	2% annual increases from FY21-22
Transfer In from Fund 1017- Discretionary Sales Surtax	FD3003	381120		11,904,141	23,196,367	22,132,066	25,032,024	25,782,985	26,556,474	27,353,168	28,173,764	29,018,976	29,889,546	30,786,232	31,709,819	32,661,114	132,898,415	286,964,102	317,915,235	3% increases from FY22-23
Interest Earnings - Capital Improvement Fund	FD3003	361000		262,358	355,122	2,440,173	664,792	200,893	69,574		746	(71,807)	(89,600)	6,982	55,373	81,019	951,348	933,315	1,420,673	Approximately 1% of carry forward amount
Interest Earnings - Capital Improvement Fund	FD3003	361100		186,561													0	0	186,561	
Disposition of Fixed Assets	FD3003	364000		133,367	50,000	50,000											0	0	133,367	About average amount over last 10 years
Developer Project/Contribution/Asset	FD3003	366000						17,751,820									17,751,820	17,751,820	18,860,612	FY24-25 for CR218
Less 5% Budgeted Revenues - Capital Improvement Fund	FD3003	399001			(170,427)	(262,077)	(176,109)	(155,771)	(152,120)	(152,381)	(154,684)	(154,149)	(156,414)	(164,461)	(170,163)	(174,793)				
Subtotal - Capital Improvement Fund	FD3003	305		58,896,301	79,941,179	91,611,561	94,857,298	48,831,968	36,404,194	31,782,649	31,187,358	24,767,060	23,901,451	34,609,185	40,480,205	44,084,132	243,063,467	319,185,021	375,194,180	

Revenue Sources	Workday Fund #	Object #	Funding Code	FY19-20 Actuals	FY21-22 Actuals	FY22-23 UnAudited Actuals	FY23-24 Proposed Budget	FY24-25 Proposed Budget	FY25-26 Proposed Budget	FY26-27 Proposed Budget	FY27-28 Proposed Budget	FY28-29 Proposed Budget	FY29-30 Proposed Budget	FY30-31 Proposed Budget	FY31-32 Proposed Budget	FY32-33 Proposed Budget	Five Year Project Total	Ten Year Total	Revenue Totals	Comments
Project Specific Revenue																				
Interfund Transfer - Challenger	FD3003	381128			750	17,720	225,508										225,508	225,508	226,808	
Subtotal - Capital Improvement Fund	FD3003	305		0	750	17,720	225,508	0	0	0	0	0	0	0	0	0	225,508	225,508	225,508	

Exhibit A

Clay County Capital Improvement Plan
TABLE 2 - Summary Report Fiscal Years 2021/2022 through 2026/2027

Section I - Comprehensive Plan Capital Improvements - Capital Improvement Element (CIE)																					
Project Name	Workday Account #	Fund #	Funding Code	Project Actuals	FY21-22 Actuals	FY22-23 UnAudited Actuals	FY23-24 Proposed Budget	FY24-25 Proposed Budget	FY25-26 Proposed Budget	FY26-27 Proposed Budget	FY27-28 Proposed Budget	FY28-29 Proposed Budget	FY29-30 Proposed Budget	FY30-31 Proposed Budget	FY31-32 Proposed Budget	FY32-33 Proposed Budget	Five Year Project Total	Ten Year Total	Years 6-25	Total Project	Comments
CR218 Extension	PRJ100186	FD3003	DV, GT				2,000,000										2,000,000	2,000,000		2,000,000	Developer project, County paying \$2,000,000
CR220 (Henley Rd to Knight Boxx)	PRJ100171	FD3003	SG, GT	1,555,631	229,978	33,518	53,496										53,496	316,992	12,935,408	14,808,031	Design FY22-24, Const FY24-25 Pending LAP
CR220 - Quadrant Intersection (East)	PRJ100221	FD3003	GT				2,000,000										2,000,000	2,000,000		2,000,000	Design/ROW/Acq. FY23-24
Proj #3A CR209 - Peters Creek to Sandridge	PRJ100199	FD3003					5,000,000														
Subtotal - Capital Improvement Fund				1,555,631	229,978	33,518	9,053,496	0	0	0	0	0	0	0	0	0	4,053,496	9,316,992		18,808,031	

Clay County Capital Improvement Plan
TABLE 2 - Summary Report Fiscal Years 2021/2022 through 2026/2027

Section II - Non-Comprehensive Plan Capital Improvements																					
Project Name	Workday Account #	Fund #	Funding Code	Project Actuals	FY21-22 Actuals	FY22-23 UnAudited Actuals	FY23-24 Proposed Budget	FY24-25 Proposed Budget	FY25-26 Proposed Budget	FY26-27 Proposed Budget	FY27-28 Proposed Budget	FY28-29 Proposed Budget	FY29-30 Proposed Budget	FY30-31 Proposed Budget	FY31-32 Proposed Budget	FY32-33 Proposed Budget	Five Year Project Total	Ten Year Total	Years 6-25	Total Project	Comments
TRANSPORTATION																					
Intersection Improvements-Minor Capacity	PRJ100572	FD3003	ST		27,039	500,000	500,000										500,000	500,000		1,027,039	List of projects in priority
Equipment - Transportation	PRJ100578	FD3003	ST	6,380,536	1,437,068	1,562,812	2,988,536	1,800,000	1,800,000	1,800,000	1,200,000	1,200,000	1,200,000	1,200,000	1,200,000	1,200,000	9,588,536	15,588,536		24,968,952	Heavy equipment replacement
Ridaught Landing Drainage Improvements (Match)	PRJ100293	FD3003	FG, ST	6,240	4,975	1,201											0	0		12,416	\$21,363.66 spent in fund 131 FY19-20, FEMA pays 75%
Knight Boxx & CR220 Drainage Improvements (Match)	PRJ100294	FD3003	FG, ST	11,998	11,778	22,511											0	0		46,287	\$21,703.62 spent in fund 131 FY19-20, FEMA pays 75%
Tumbleweed Dr.-Tanglewood Village Drainage (Match)	PRJ100295	FD3003	FG, ST	10,224	4,854	8,848											0	0		23,926	Design Complete in FY21-22, Fed pays 75%
Homestead Rd Drainage - Tanglewood (Match)	PRJ100296	FD3003	FG, ST		2,941	5,037											0	0		7,978	Design Complete in FY21-22, Fed pays 75%
Greenwood Drainage Improvements (Match)	PRJ100297	FD3003	FG, ST	40,059	5,982	28,617											0	0		74,658	\$22,895 spent in fund 131 FY19-20, FEMA pays 75%
Bridge Improvements	PRJ100575	FD3003	ST	855,705		500,000											0	0		1,355,705	List of projects in priority
Aquarius Concourse	PRJ100386	FD3003	ST, SP		122,011	1,193,343	1,179,198										1,179,198	1,179,198		2,494,552	CCUA paid \$2,105,447 July 2022
CR224 (College Dr) Component 1-Drainage Rehabilitation	PRJ100194	FD3003	ST	192,766	242,425	745,465	2,248,720										2,248,720	2,248,720		3,429,376	Design FY20-22, construction FY22-23
CR220 Component 1, 5, 6-Access Rd, EW Pkwy Improvem	PRJ100197	FD3003	ST	407,869	89,320	31,694	2,625,389										2,625,389	2,625,389		3,154,272	Carryover to completion
Oakleaf Plantation/Eagle Landing Signal	PRJ100209	FD3003	ST		4,058	2,357	493,585										493,585	493,585		500,000	Carryover to completion
CR220 - Town Center Intersection	PRJ100299	FD3003				374,783	58,068										58,068	58,068		432,851	Carryover to completion
Cheswick Oaks Road Connectors and Crossing	PRJ100187	FD3003	ST														0	0	24,000,000	24,000,000	Resurrecting Cheswick project #
Road Resurfacing	PRJ100570	FD3003	ST	19,475,665	4,564,976	7,500,000	6,600,000	8,500,000	9,000,000	9,500,000	10,000,000	10,000,000	10,000,000	10,000,000	10,000,000	10,000,000	43,600,000	93,600,000	50,000,000	175,140,641	High Prairie Ln add \$77,290, \$10 million/yr 6-10
Dirt Road Paving	PRJ100571	FD3003	ST	7,216,740	531,644	750,000	850,000	1,000,000	1,000,000	1,000,000	1,000,000	1,000,000	1,000,000	1,000,000	1,000,000	1,000,000	4,850,000	9,850,000		18,348,384	Carryover for Deer Trail FY 21-22. Projects in priority
Drainage - Stormwater	PRJ100576	FD3003	ST	3,020,146	43,719				400,000	400,000							800,000	800,000		3,863,865	List of projects in priority - ARP - Dec. 14
Infrastructure Studies	PRJ100287	FD3003	ST				100,000										100,000	100,000		200,000	Completed with CIP funds
CR220 Int. Impr. - Lakeshore Drive to Old Hard Road	PRJ100414	FD3003	ST				160,000										160,000	160,000		160,000	
Storm Water Study	PRJ100288	FD3003	ST				100,000										100,000	100,000		200,000	Stormwater infrastructure feasibility/cost study-ARP
Sidewalk - CR218-Clay Hill Elem to Taylor Rd.	PRJ100330	FD3003	SG														0	0		0	Completion in FY23-24
Sidewalks - Construction	PRJ100574	FD3003	ST		0		564,211										564,211	564,211		564,211	Sidewalk replacement
Sidewalk - Doctors Inlet Elementary School	PRJ100608	FD3003	ST, SG				391										391	391		391	FDOT paying \$959,109
Live Oak Lane Construction	PRJ100559	FD3003	ST				1,000,000										1,000,000	1,000,000		1,000,000	
Spencer Industrial Complex	PRJ100561	FD3003	ST,G				1,187,500										1,187,500	1,187,500		1,187,500	Design/Construction FY23-24. Grant pays \$4.75 mil. County pays 25%
Milling Roadways	PRJ100562	FD3003	ST				1,000,000										1,000,000	1,000,000		1,000,000	Place millings at various locations within County
Indigo Branch (HMPG)	PRJ100450	FD3003	ST				21,688										21,688	21,688		21,688	Hazard Mitigation Grant Program (10%)
Begonia Drive Drainage System Replacement	Future32	FD3003	ST														0	0	3,090,000	3,090,000	
CR218 Improvements (Pringle Road)	Future33	FD3003	ST														0	0	1,800,000	1,800,000	
Tanglewood Neighborhood Drainage Improvements	Future34	FD3003	ST														0	0	2,780,000	2,780,000	

Exhibit A

Clay County Capital Improvement Plan

TABLE 2 - Summary Report Fiscal Years 2021/2022 through 2026/2027

Section II Non-Comprehensive Plan Capital Improvements

Project Name	Workday Account #	Fund #	Funding Code	Project Actuals	FY21-22 Actuals	FY22-23 UnAudited Actuals	FY23-24 Proposed Budget	FY24-25 Proposed Budget	FY25-26 Proposed Budget	FY26-27 Proposed Budget	FY27-28 Proposed Budget	FY28-29 Proposed Budget	FY29-30 Proposed Budget	FY30-31 Proposed Budget	FY31-32 Proposed Budget	FY32-33 Proposed Budget	Five Year Project Total	Ten Year Total	Years 6-25	Total Project	Comments
Habitat Community Infrastructure Improvements	Future35	FD3003	ST														0	0	2,120,000	2,120,000	
Russell Road Culvert Replacement	Future36	FD3003	ST														0	0	4,210,000	4,210,000	
CR220 Component 2-Town Center Parkway Improvement	Future37	FD3003	ST														0	0	1,260,000	1,260,000	
CR220 Component 3-Business Center Drive Improvement	Future38	FD3003	ST														0	0	848,000	848,000	
CR220 Component 4-Doctors Inlet Road Improvements	Future39	FD3003	ST														0	0	329,000	329,000	
CR220 Component 7-Brookstone Drive Improvements	Future40	FD3003	ST														0	0	567,000	567,000	
CR220 Component 8-Lakeshore Drive West Improvement	Future41	FD3003	ST														0	0	417,000	417,000	
CR220 Component 9-Sidewalk, Driveway & ADA Improver	Future42	FD3003	ST														0	0	407,000	407,000	
CR220 Component 10-Bridge Safety Improvements	Future43	FD3003	ST														0	0	397,000	397,000	
CR220 Component 11-Mainline Pavement Improvements	Future44	FD3003	ST														0	0	2,016,000	2,016,000	
CR224 (College Dr) Component 2-Sidewalk, Driveway & A	Future45	FD3003	ST														0	0	1,260,000	1,260,000	
CR224 (College Dr) Component 3-Pavement Improvement	Future46	FD3003	ST														0	0	1,974,000	1,974,000	
CR224 (College Dr) Component 4-Pavement Improvement	Future47	FD3003	ST														0	0	812,000	812,000	
CR224 (College Dr) Component 5-Old Jennings Intersectio	Future48	FD3003	ST														0	0	1,764,000	1,764,000	
CR224 (College Dr) Component 6-Peoria Intersection Impr	Future49	FD3003	ST														0	0	1,400,000	1,400,000	
CR224 (College Dr) Component 7-Jefferson Intersection In	Future50	FD3003	ST														0	0	679,000	679,000	
CR224 (College Dr) Component 8-CR220 Signalization and	Future51	FD3003	ST														0	0	490,000	490,000	
Long Bay and Old Jennings Intersection Improvements	Future52	FD3003	ST														0	0	2,380,000	2,380,000	
CR217 Bridge Replacement and Safety Improvements	Future53	FD3003	ST														0	0	7,710,000	7,710,000	
Fire Station 14 Phase 2 Parking Lot	Future54	FD3003	ST														0	0	500,000	500,000	
Branscomb Road at Henley Road Traffic Study	Future55	FD3003	ST														0	0	750,000	750,000	
CR315 at SR16 Right Turn Lane onto WB SR16	Future56	FD3003	ST														0	0	500,000	500,000	
Additional Bridge Improvements	Future57	FD3003	ST														0	0	4,210,000	4,210,000	
Artemis Dr	Future65	FD3003	ST														0	0	4,210,000	4,210,000	
Atlantis Dr Extension	Future66	FD3003	ST														0	0	4,210,000	4,210,000	
Total Transportation				37,617,948	7,092,790	13,226,668	21,677,286	11,300,000	12,200,000	12,700,000	12,200,000	12,200,000	12,200,000	12,200,000	12,200,000	12,200,000	70,077,286	131,077,286	118,670,000	307,884,692	
PARKS & RECREATION																					
Fairgrounds Sewer Improvements	PRJ100173	FD3003	TT, ST	561,949	22,741		755,000										755,000	755,000		1,339,690	Infra. improves. \$645K from TT. Grant applied for
Fairgrounds - FDACS Exhibit Hall Remodel	PRJ100301	FD3003	TT, ST	438,266	457,704												0	0	0	895,970	Renovate and carryover to completion
Fairgrounds - FDACS Livestock Pavilion Infrastr	PRJ100302	FD3003	ST														0	0	811,403	811,403	Adding CIP Funds
DEO Grant - NE Sports Complex	PRJ100304	FD3003	SG, TT, ST	5,750	1,271,840	280,360	780,050										780,050	780,050		2,338,000	Land Acquis FY21-22, Design FY21-22, Con FY22-23
Fairgrounds Event Center Improvements	PRJ100284	FD3003	ST		56,550	18,708	1,772,694										1,772,694	1,772,694		1,847,952	Infrastructure improvements, Commence FY21-22
Moccasin Slough-Tower, classroom, boardwalk	PRJ100391	FD3003	ST		39,444	170,948	489,608										489,608	489,608	9,500,000	10,200,000	Construct observation tower, classroom & boardwalk
Oakleaf Community Park Phase II	Future1	FD3003	ST														0	0	4,200,000	4,200,000	Expand parking, multi-field, ball fields, lights
Twin Lakes Park - Lighting	Future2	FD3003	ST														0	0	1,244,000	1,244,000	Lighting installation
District 1 Project (Middleburg/West Clay)	Future20							24,250	24,250	24,250	24,250	24,250	24,250	24,250	24,250	24,250	97,000	218,250		218,250	
District 2 Project (OP/Lakeside/Fleming Island)	Future21							48,500	48,500	48,500	48,500	48,500	48,500	48,500	48,500	48,500	194,000	436,500		436,500	
District 7 Project (Keystone Heights/South Clay)	Future22							24,250	24,250	24,250	24,250	24,250	24,250	24,250	24,250	24,250	97,000	218,250		218,250	
District 4 Project (Lake Asbury/GCS/SouthEast Clay)	Future23							1,000,000	1,000,000	1,200,000	1,200,000	1,500,000	1,800,000	1,800,000	2,900,000	3,800,000	4,400,000	16,200,000		16,200,000	
District 5 Project (Branan Field/Oakleaf)	Future24							72,750	72,750	72,750	72,750	72,750	72,750	72,750	72,750	72,750	291,000	654,750		654,750	
Regional Park - Future Phases	Future25													4,000,000	4,000,000		0	8,000,000		8,000,000	
Walter Odum Park - Lighting	Future3	FD3003	ST														0	0	1,632,300	1,632,300	Light poles replacement & conversion to LED's
Omega Park - Lighting	Future4	FD3003	ST						1,538,000								1,538,000	1,538,000		1,538,000	Light poles replacement & conversion to LED's
Neptune Park Phase II	PRJ100355	FD3003	ST			241,464	10,658										10,658	10,658		252,122	New ball field, parking expansion, storage, playgrnd
Pickleball Courts	PRJ100356	FD3003	ST		21,653	5,003	469,680										469,680	469,680		496,336	Build new pickleball courts for park patrons. Augusta Savage
Main St. Park Expansion & Boat Ramp Improve	Future5	FD3003	ST					250,000									250,000	250,000		250,000	Purchase neighbouring land
Parks & Recreation Office	Future59	FD3003	ST														0	0	1,050,000	1,050,000	Build new Office for County growth
Veterans Park	Future67	FD3003	ST														0	0		0	
Total Parks & Recreation		FD3003		1,005,965	1,024,932	716,483	4,277,690	2,957,750	1,169,750	1,369,750	1,369,750	1,669,750	1,969,750	5,969,750	7,069,750	3,969,750	11,144,690	31,793,440	17,387,703	52,773,523	
PUBLIC SAFETY																					
Public Safety/Sheriff Training Facility	PRJ100159	FD3003	ST	885,282													0	0	4,940,000	5,825,282	Design FY27-28, Construction FY28-29
Equipment - Public Safety - Replacement	PRJ100579	FD3003	ST	9,023,900	1,396,508	3,068,593	3,000,000	5,419,940	2,915,367	3,058,116	5,154,023	4,000,000	3,703,330	2,271,965	3,278,326	6,000,000	19,547,446	38,801,067	19,847,003	72,137,071	Equipment and vehicle replacement
Equipment - Public Safety - Capacity	CCFRV	FD3003	ST				1,141,000	458,745	3,135,377	3,500,000	314,152	677,094	800,000	1,500,000	1,000,000	424,730	8,549,274	12,951,098		12,951,098	
Equipment - Sheriff - Capital & Vehicles - Replacement	PRJ100580	FD3003	ST	6,723,578	2,466,413	2,999,972	1,330,180	1,330,180	1,330,180	1,330,180	1,330,180	1,330,180	1,330,180	1,330,180	1,330,180	1,330,180	6,650,900	13,301,800	11,967,181	37,458,944	Equipment and vehicle replacement
Equipment - Sheriff - Capital & Vehicles - Capacity	CCSOV	FD3003	ST				1,600,000	1,200,000	1,200,000	1,200,000	1,200,000	1,200,000	1,200,000	1,200,000	1,200,000	1,200,000	6,400,000	12,400,000		12,400,000	
Fire Station 24 - Virginia Village	PRJ100286	FD3003	ST			486,679	5,250,000	2,461,707									7,711,707	7,711,707		8,198,386	Design FY21-22, Construction FY22-23
Fire Station 20 - GCS	PRJ100190	FD3003	ST			150,073	5,230,000	1,849,927									7,079,927	7,079,927		7,230,000	Carryover to completion
Fire Station 22 - Fleming Island	PRJ100357	FD3003	ST				500,000	3,050,000	2,500,000	2,000,000							8,050,000	8,050,000		8,050,000	Design FY21-22, Construction FY23-24
Fire Station 15 - Lake Asbury	PRJ100285	FD3003	ST				700,000	1,500,000	1,300,000	3,800,000							7,300,000	7,300,000		7,300,000	Design FY21-23, Construction FY23-24
Fire Station 1 - Branan Field	PRJ100563	FD3003	ST				600,000	4,500,000	4,500,000								9,600,000	9,600,000		9,600,000	Design FY30-31
Fire Station 21 - Green Cove North	Future11	FD3003	ST										2,000,000	1,800,000	1,500,000		0	5,300,000	6,000,000	11,300,000	Design FY29-30, Construction FY30-31
Fire Station 16 - Penney Farms	Future9	FD3003	ST											2,800,000	2,500,000		0	5,300,000			

Exhibit A

Clay County Capital Improvement Plan

TABLE 2 - Summary Report Fiscal Years 2021/2022 through 2026/2027

Section II - Non-Comprehensive Plan Capital Improvements

Project Name	Workday Account #	Fund #	Funding Code	Project Actuals	FY21-22 Actuals	FY22-23 UnAudited Actuals	FY23-24 Proposed Budget	FY24-25 Proposed Budget	FY25-26 Proposed Budget	FY26-27 Proposed Budget	FY27-28 Proposed Budget	FY28-29 Proposed Budget	FY29-30 Proposed Budget	FY30-31 Proposed Budget	FY31-32 Proposed Budget	FY32-33 Proposed Budget	Five Year Project Total	Ten Year Total	Years 6-25	Total Project	Comments
Gun Range Office	Future60	FD3003	ST									1,150,000					0	1,150,000		1,150,000	New facility for property operations
Burn Building	PRJ100366	FD3003	ST			24,937	2,975,063										2,975,063	2,975,063		3,000,000	Part of firefighting training
Radio Tower Upgrades	PRJ100207	FD3003	ST	1,478,006			1,956,926	1,906,218									3,863,144	3,863,144		5,341,150	Keystone Tower and Sleepy Hollow Tower
E911 Consolidation Bldg/Training Facility	PRJ100208	FD3003	ST	2,056,583					2,419,284		7,000,000	7,000,000					9,419,284	16,419,284		18,475,867	Purchase FY20-21, renovations carried to complete
CCSO Building 500 Build Out	PRJ100609	FD3003	ST				1,000,000	500,000									1,500,000	1,500,000		1,500,000	
New Jail	Future13	FD3003	ST													3,000,000	0	3,000,000	610,000	3,610,000	25,000 sq. ft. to properly house specialty equipment
Sheriff Office Building	Future14	FD3003	ST						2,000,000	5,000,000	6,000,000	4,500,000					13,000,000	17,500,000	38,000,000	55,500,000	100,000 sq ft @ \$400 sq. ft.
Total Public Safety				20,372,411	4,885,700	8,873,472	25,412,110	22,676,717	21,500,208	17,388,296	24,798,355	19,857,274	9,033,510	10,902,145	13,108,506	16,954,910	111,775,686	181,632,031	97,664,184	313,427,798	
PUBLIC WORKS																					
Knowles Pit Building	PRJ100184	FD3003	ST	617,408	57,848	4,700	1,478,225										1,478,225	1,478,225		2,158,181	2 sites - Renovate/build, increase for Knowles Pit
Dirt Road Rejuvenation	PRJ100566	FD3003	ST				336,874										336,874	336,874		336,874	Replacement of 3 part mix on 33% (62.5 miles / 330K ft) 52.2K Tons of Lime Roc
Total Public Works				110,704,659	57,848	4,700	1,815,099	0	0	0	0	0	0	0	0	0	1,815,099	1,815,099	0	2,495,055	
OTHER PROJECTS																					
Equipment - Supervisor of Elections	PRJ100277	FD3003	ST	945,650			957,800										957,800	957,800	35,000	1,938,450	Voting equipment & machines replacement
Animal Services Building	PRJ100210	FD3003	ST		380,294	352,052	10,800,000	4,440,062									15,240,062	15,240,062		15,972,408	Design FY20-21, Construction FY23-25
GCS Senior Center Kitchen	PRJ100276	FD3003	ST		600,274	28,140											0	0	0	628,414	Moved from Operating Budget
Property Appraiser Vehicles	Future18	FD3003	ST													70,000	0	70,000		70,000	2 vehicles @ \$35K each
JTA Bus/Shelter Improvements	PRJ100610	FD3003	ST						250,000								250,000	250,000	70,000	320,000	2 vehicles @ \$35K each
Admin Building 3rd Floor	PRJ100611	FD3003	ST														0	0	3,000,000	3,000,000	For Public Safety, Sheriff and Facilities. Infr constraints
Multi-Agency Storage Warehouse	PRJ100612	FD3003	ST					500,000									500,000	500,000	3,000,000	3,500,000	For Public Safety, Sheriff and Facilities. Infr constraints
Land Acquisition	PRJ100362	FD3003	ST		19,025	1,915,045	1,000,000										1,000,000	1,000,000		2,934,070	Flexibility for land opportunities
Total Other Projects				945,650	999,593	2,295,237	12,757,800	4,940,062	0	250,000	0	0	0	0	0	70,000	17,947,862	18,017,862	6,105,000	28,363,342	
Subtotal - Capital Improvement Fund (FD3003)				172,202,264	14,290,841	25,150,078	74,993,481	41,874,529	34,869,958	31,708,046	38,368,105	33,727,024	23,203,260	29,071,895	32,378,256	33,194,660	221,814,119	373,389,214	239,826,887	723,752,441	
GRAND TOTAL				172,202,264	14,290,841	25,150,078	74,993,481	41,874,529	34,869,958	31,708,046	38,368,105	33,727,024	23,203,260	29,071,895	32,378,256	33,194,660	221,814,119	373,389,214	239,826,887	723,752,441	

Exhibit B

**Clay County Capital Improvement Plan
TABLE 1 - Summary Report Fiscal Years 2021/2022 through 2026/2027
Capital Funds Revenues**

Revenue Sources	Fund #	Workday Fund #	Object #	FY21-22 Actuals	FY22-23 Ending Budget	FY23-24 Proposed Budget	FY24-25 Proposed Budget	FY25-26 Proposed Budget	FY26-27 Proposed Budget	FY27-28 Proposed Budget	FY28-29 Proposed Budget	FY29-30 Proposed Budget	FY30-31 Proposed Budget	FY31-32 Proposed Budget	FY32-33 Proposed Budget	Five Year Project Total	Ten Year Total	Revenue Totals	Comments			
Fund Level Revenues						1	2	3	4	5	6	7	8	9	10							
Impact Fees Trans District 3	303	FD3001	324310	95,000	18,095	-	0	0	0	0	0	0	0	0	0	0	0	238,815	Impact fee continued collections before mobility fees			
Interest Earnings - Impact Fee District 3 Fund	303	FD3001	361000	73,208	340,960	150,000	11,486	11,595	(8,355)	(8,435)	(8,515)	(8,596)	(8,677)	(8,760)	(8,843)	156,290	112,899	159,790				
Prior Year Forward - Impact Fee District 3 Fund & Contributions	303	FD3001	399002	7,320,838	7,835,944	7,060,073	1,148,557	1,159,468	(835,532)	(843,469)	(851,482)	(859,571)	(867,737)	(875,981)	(884,303)				Initial amount was transfer from Fund 305			
Less 5% Budgeted Revenues - Impact Fees District 3 Fund	303	FD3001	399001	(8,410)	(17,953)	(7,500)	(574)	(580)	418	422	426	430	434	438	442							
Impact Fees Trans District 2	304	FD3002	324311	65,000	35,000	-	0	0	0	0	0	0	0	0	0	0	0	45,000	Impact fee continued collections before mobility fees			
Interest Earnings - Impact Fee District 2 Fund	304	FD3002	361000	44,410	130,000	170,000	44,272	14,693	14,833	14,973	15,116	15,259	15,404	15,551	15,698	258,771	335,799	260,771				
Prior Year Forward - Impact Fee District 2 Fund & Contributions	304	FD3002	399002	4,440,958	4,409,354	4,265,734	4,427,234	1,469,293	1,483,251	1,497,342	1,511,567	1,525,927	1,540,423	1,555,057	1,569,830				Initial amount was transfer from Fund 305			
Less 5% Budgeted Revenues - Impact Fees District 2 Fund	304	FD3002	399001	(5,470)	(8,250)	(8,500)	(2,214)	(735)	(742)	(749)	(756)	(763)	(770)	(778)	(785)							
Mobility Fees - Middleburg and West Clay District 1	312	FD3009	324301	164,200	225,000	274,000	225,000	225,000	189,020	189,020	189,020	189,020	189,020	189,020	189,020	1,102,040	2,047,140	7,635,040	Includes approximate cash collections			
Interest Earnings - Mobility District 1				55	10,701	6,222	8,884	11,106	13,349	15,271	17,212	19,171	21,149	3,145	4,971	54,830	120,479					
Prior Year Forward - Mobility District 1	324321			127,812	314,366	622,157	888,367	1,110,557	1,334,857	1,527,107	1,721,184	1,917,104	2,114,886	314,546	497,103							
Less 5% Budgeted Revenues - Mobility District 1				(8,213)	(11,785)	(14,011)	(11,694)	(11,805)	(10,118)	(10,215)	(10,312)	(10,410)	(10,508)	(9,608)	(9,700)							
Mobility Fees - Orange Park, Lakeside, Fleming Island District 2	312	FD3011	324302	215,787	255,000	402,195	255,000	255,000	215,787	215,787	215,787	215,787	215,787	215,787	215,787	1,343,769	2,422,704					
Interest Earnings - Mobility District 2				35	1,004	7,204	11,093	13,621	16,173	18,377	20,601	22,847	25,114	7,403	9,523	66,469	151,957					
Prior Year Forward - Mobility District 2	324322			70,908	293,890	720,411	1,109,340	1,362,129	1,617,319	1,837,681	2,060,137	2,284,706	2,511,408	740,264	952,294							
Less 5% Budgeted Revenues - Mobility District 2				(10,791)	(12,800)	(20,470)	(13,305)	(13,431)	(11,598)	(11,708)	(11,819)	(11,932)	(12,045)	(11,159)	(11,265)							
Mobility Fees - Keystone Heights, South Clay District 7	312	FD3013	324303	49,951	55,000	61,161	55,000	55,000	51,510	51,510	51,510	51,510	51,510	51,510	51,510	274,181	531,731					
Interest Earnings - Mobility District 7				10	2,993	1,458	2,053	2,595	3,142	3,661	4,185	4,714	1,249	1,750	2,256	12,909	27,062					
Prior Year Forward - Mobility District 7	324324			19,557	87,926	145,794	205,282	259,482	314,197	366,117	418,529	471,440	124,853	174,974	225,570							
Less 5% Budgeted Revenues - Mobility District 7				(2,498)	(2,900)	(3,131)	(2,853)	(2,880)	(2,733)	(2,759)	(2,785)	(2,811)	(2,638)	(2,663)	(2,688)							
Mobility Fees - Lake Asbury, Green Cove Springs District 4	312	FD3012	324304	5,313,140	6,500,000	4,266,867	5,000,000	5,000,000	5,000,000	5,000,000	5,000,000	5,000,000	5,000,000	5,000,000	5,000,000	24,266,867	49,266,867					
Interest Earnings - Mobility District 4				270	328,246	125,585	167,313	(41)	33,902	81,724	130,001	178,736	227,934	277,599	327,736	408,483	1,550,488					
Prior Year Forward - Mobility District 4	324323			2,038,851	9,642,956	12,558,473	16,731,302	(4,079)	3,390,211	8,172,418	13,000,056	17,873,556	22,793,355	27,759,892	32,773,611							
Less 5% Budgeted Revenues - Mobility District 4				(265,671)	(341,412)	(219,623)	(258,366)	(249,998)	(251,695)	(254,086)	(256,500)	(258,937)	(261,397)	(263,880)	(266,387)							
Mobility Fees - Branan Field, Oakleaf District 5	312	FD3014	324305	1,618,818	2,300,000	2,011,467	2,000,000	2,000,000	2,082,560	2,082,560	2,082,560	2,082,560	2,082,560	2,082,560	2,082,560	10,176,587	20,589,387					
Interest Earnings - Mobility District 5				80	58,056	53,824	53,444	62,952	82,550	103,118	88,882	79,511	100,051	90,786	81,432	355,888	796,550	355,888	Adjusts as plan changes are made from FY21-22 on			
Prior Year Forward - Mobility District 5	324325			1,373,631	1,705,524	5,382,383	5,344,409	6,295,181	8,254,985	10,311,840	8,888,234	7,951,104	10,005,072	9,078,552	8,143,230							
Less 5% Budgeted Revenues - Mobility District 5				(80,945)	(117,903)	(103,265)	(102,672)	(103,148)	(108,255)	(109,284)	(108,572)	(108,104)	(109,131)	(108,667)	(108,200)							
Revenue Sources				Fund #	Workday Fund #	Object #	FY21-22 Actuals	FY22-23 Ending Budget	FY23-24 Proposed Budget	FY24-25 Proposed Budget	FY25-26 Proposed Budget	FY26-27 Proposed Budget	FY27-28 Proposed Budget	FY28-29 Proposed Budget	FY29-30 Proposed Budget	FY30-31 Proposed Budget	FY31-32 Proposed Budget	FY32-33 Proposed Budget	Five Year Project Total	Ten Year Total	Revenue Totals	Comments
Project Specific Revenue																						
Clay County Schoolboard	303	FD3001	399002		1,049,238	425,000																
Northeast Sector	306	FD3004	399002			783,245	-	-	-										783,245	783,245	783,245	Fair Share
West Sector	307	FD3005	399002			244,089	-	-	-										244,089	244,089	244,089	Fair Share
Branan Field APF Fund	309	FD3006	324220			1,968,647	-	-	-										1,968,647	1,968,647	1,968,647	Adequate Public Facility Fees
Lake Asbury APF Fund	311	FD3008	324210			206,447	-	-	-										206,447	206,447	206,447	Adequate Public Facility Fees
Sidewalk Fund	310	FD3007	324211		140,476	-	-	-	-										0	0	-	Sidewalk Fees
Subtotal - Other Revenue Funds				0	1,189,714	3,627,428	0	0	0	0								3,627,428	3,627,428	3,202,428		

Exhibit B

**Clay County Capital Improvement Plan
TABLE 2 - Summary Report Fiscal Years 2021/2022 through 2026/2027**

Section I Comprehensive Plan Capital Improvements - Capital Improvement Element (CIE) - Expenditures																				
Project Name	Division #	Workday Account #	Object #	FY21-22 Actuals	FY22-23 UnAudited Actuals	FY23-24 Proposed Budget	FY24-25 Proposed Budget	FY25-26 Proposed Budget	FY26-27 Proposed Budget	FY27-28 Proposed Budget	FY28-29 Proposed Budget	FY29-30 Proposed Budget	FY30-31 Proposed Budget	FY31-32 Proposed Budget	FY32-33 Proposed Budget	Five Year Project Total	Years 6-25	Total Project	Comments	
Radar Road US17 to Town Center Blvd	6132	PRJ100282	303		334,673	6,054,016										6,054,016	6,054,016	6,388,689	Design FY21-22, construction FY22-23 (District 3)	
CR315 Road Improvement - Willow Springs	6133	PRJ100283	303	9,435	433,246											0	0	442,681	Design FY21-22, construction FY22-23 (District 3)	
CR218 Cosmos Ave to Carter Spencer	6135	PRJ100381	304	80,565	191,139											0	0	271,704	District 2	
Proj #1 CR218 - Pinetree Ln. to Cosmo Ave. 4Ln.	6107	PRJ100147	304		143,234		3,000,000									3,000,000	3,000,000	3,143,234		
Proj #2 CR209 - Peters Creek south to US17 4Ln.	6108	PRJ100196	324323				3,500,000									3,500,000	3,500,000	3,500,000		
Proj #3A CR209 - Peters Creek to Sandridge	6101	PRJ100199	324323				6,644,329									6,644,329	6,644,329	6,644,329		
Proj #3B CR209 - Sandridge Intersection	6101	PRJ100198	324323					1,355,671								1,355,671	1,355,671	1,355,671		
Proj #3B CR209 - Sandridge Intersection	6101	PRJ100199C	303					2,006,015												
Proj #4 CR739B - Henley to west of CR209	6102	PRJ100200	324323				2,000,000									2,000,000	2,000,000	2,000,000		
Proj #5 CR220 - Baxley Rd. to west of Henley Rd.	6103	PRJ100201	324325			2,000,000										3,000,000	3,000,000	3,000,000		
Proj #6A FCC from Maryland Ave. to US17	6104	PRJ100202	324323				5,500,000									5,500,000	5,500,000	5,500,000		

Exhibit B

Clay County Capital Improvement Plan

TABLE 2 - Summary Report Fiscal Years 2021/2022 through 2026/2027

Section I Comprehensive Plan Capital Improvements - Capital Improvement Element (CIE) - Expenditures																						
Proj #6B FCC from SR23 to Maryland Ave.	6105	PRJ100203	324323																4,000,000	4,000,000		4,000,000

Clay County Capital Improvement Plan

TABLE 2 - Summary Report Fiscal Years 2021/2022 through 2026/2027

Section II Non-Comprehensive Plan Capital Improvements																				
Project Name	Division #	Workday Account #	Fund #	FY21-22 Actuals	FY22-23 Ending Budget	FY23-24 Proposed Budget	FY24-25 Proposed Budget	FY25-26 Proposed Budget	FY26-27 Proposed Budget	FY27-28 Proposed Budget	FY28-29 Proposed Budget	FY29-30 Proposed Budget	FY30-31 Proposed Budget	FY31-32 Proposed Budget	FY32-33 Proposed Budget	Five Year Project Total	Ten Year Total	Years 6-25	Total Project	Comments
The Station at Radar Road Sidewalk		PRJ100394	FD3007			36,000										36,000	36,000		36,000	Sidewalk construction along Radar Road
Special Districts																				
Proj #5 CR220 - Baxley Rd. to west of Henley Rd. (NE Fair Share)	6046	PRJ100201A	FD3004			783,245										783,245	783,245		983,245	Fair Share generated, going to PRJ100201
Proj #1 CR218 - Pinetree Ln. to Cosmo Ave. 4Ln. (W Fair Share)	6086	PRJ100147A	FD3005			244,089										244,089	244,089		244,089	Fair Share generated, Going to PRJ100147
Long Bay Rd Ext	6045	PRJ100279	FD3006			1,968,647										1,968,647	1,968,647		2,318,647	Adequate public facilities. Going to PRJ100279
EW 1 (NS3 to CR 209 - Block Island)	6022	PRJ100278	FD3008			206,447										206,447	206,447		210,947	Adequate public facilities, no specific project
Sidewalks - Developers	6019	PG1006	FD3007		140,476											0	0		149,698	List of projects in priority
State Road 100 - Bradford to Putnam (4 Lane)		FutureM1	324324	-	-	-	-	-	-	-		400,000				0	400,000	5,135,000	5,535,000	Putnam to Bradford
County Road 218 - Bluejay to Cosmos Av		FutureM2	324321	-	-	-	-	-	-	-			2,000,000			0	2,000,000	18,093,775	20,093,775	Blue Jay/Mallard Rd. to Cosmos Ave.
County Road 220 - College Dr to US 17		FutureM3	324322	-	-	-	-	-	-	-			2,000,000			0	2,000,000	34,825,903	36,825,903	C.R. 224 (College Dr) to U.S. 17
Verberna Parkway (4)		FutureM7		-	-	-	-	-	-	-						0	0	9,011,979	9,011,979	Henley Rd. to NS 3
NS 3 - County Road 209 to Sandridge		FutureM8		-	-	-	-	-	-	-						0	0	16,042,267	16,042,267	C.R. 209 to Sandridge
EW 1 - County Road 209 to NS3		FutureM9		-	-	-	-	-	-	-						0	0	10,734,356	10,734,356	C.R. 209 to NS 3
NS 1 (Feed Mill) - Sandridge to First Coast Connector		FutureM10		-	-	-	-	-	-	-						0	0	15,662,708	15,662,708	Sandridge to First Coast Connector
County Road 218 Extension		FutureM11		-	-	-	-	-	-	-						0	0	10,000,000	10,000,000	C.R. 218 to First Coast Connector
Green Cove Springs Bypass		FutureM13		-	-	-	-	-	-	-						0	0	77,763,560	77,763,560	U.S. 17 to S.R. 16
County Road 220 State Road 21 to Henley Rd		FutureM14	324325	-	-	-	-	-	-	3,500,000	3,000,000					3,500,000	6,500,000	24,665,953	31,165,953	S.R. 21 to Henley Rd.
Baxley Road		FutureM15	324325	-	-	-	-	-	-	-			3,000,000	3,000,000		0	6,000,000	8,333,176	14,333,176	C.R. 220 to S.R. 21
Cheswick Oaks Ave. Extension (Savannah Glen Blvd. to Challenger Dr.)		FutureM16		-	-	-	-	-	-	-						0	0	29,212,050	29,212,050	Savannah Glen Blvd. to Challenger Dr.
Branan Mill Road (aka Atlantis)		FutureM17		-	-	-	-	-	-	-						0	0	9,109,854	9,109,854	Old Jennings to Trail Ridge
Cheswick Oaks Ave. Extension (Wilford Preserve to Challenger Dr.)		FutureM18		-	-	-	-	-	-	-						0	0	4,337,123	4,337,123	Wilford Preserve to Challenger Dr.
State Road 16 Green Cove to First Coast Expressway		FutureM19		-	-	-	-	-	-	-						0	0	47,520,000	47,520,000	Green Cove Springs to FCC
State Road 16 Shands Bridge to Green Cove Springs		FutureM20		-	-	-	-	-	-	-						0	0	5,000,000	5,000,000	Green Cove Springs to Shands Bridge
State Road 21 State Road 16 to County Road 215 (Turn Lanes)		FutureM21		-	-	-	-	-	-	-						0	0	16,335,000	16,335,000	S.R. 16 to C.R. 215
County Road 315 - State Road 16 to County Road 315B		FutureM22		-	-	-	-	-	-	-						0	0	27,586,921	27,586,921	S.R. 16 to C.R. 315B
HWY 17 Multi-Use Trail (Future)		FutureM23		-	-	-	-	-	-	-						0	0	960,000	960,000	Leonard C Taylor Pkwy toward Clay-Putname county line
County Road 220 Multi-Use Trail		FutureM24		-	-	-	-	-	-	-						0	0	497,195	497,195	HWY 17 to Brookstone Dr
Leonard C Taylor Multi-Use Trail		FutureM25		-	-	-	-	-	-	-						0	0	632,833	632,833	Rio Vista Cir to Susan Dr
Cecil to Old Jennings Rd.		FutureM26		-	-	-	-	-	-	-						0	0	2,601,435	2,601,435	Duval-Clay county line to Blanding Blvd.
Middleburg & West Clay Walking and Biking Projects		FutureM27		-	-	-	-	-	-	-						0	0	3,000,000	3,000,000	Walking & biking infra. improvements within District
Orange Park, Lakeside & Fleming Island Walking and Biking Projects		FutureM28		-	-	-	-	-	-	-						0	0	3,000,000	3,000,000	Walking & biking infra. improvements within District
Lake Asbury & Green Cove Springs Walking and Biking Projects		FutureM29		-	-	-	-	-	-	-						0	0	3,000,000	3,000,000	Walking & biking infra. improvements within District
Keystone Heights & Southwest Clay Walking and Biking Projects		FutureM30		-	-	-	-	-	-	-						0	0	3,000,000	3,000,000	Walking & biking infra. improvements within District
Branan Field & Oak Leaf Walking and Biking Projects		FutureM31		-	-	-	-	-	-	-						0	0	3,000,000	3,000,000	Walking & biking infra. improvements within District
Subtotal - Impact Fee Fund\Mobility\APF Funds				90,000	1,242,768	11,292,444	25,644,329	3,361,686	0	3,500,000	3,000,000	400,000	7,000,000	3,000,000	0	43,798,459	57,198,459	389,061,088	409,903,714	

* Mobility projects divisions are each district. 6124=Middleburg & West Clay, 6125=Orange Park, Lakeside, Fleming Island, 6126=Lake Asbury & Green Cove Springs, 6127=Keystone Heights & South Clay
6128=Branan Field & Oak Leaf

Developer Funded Projects																				
Verberna Parkway - Proj #7	6126	PRJ100222	312D		831,085			8,110,781								8,110,781	8,110,781		8,941,866	Developer project, reimbursed with mobility fees
NS3 and EW1 Proj #8	6126	PRJ100223	312D		920,128											0	0	8,281,154	9,201,282	Developer project, reimbursed with mobility fees

Exhibit B

**Clay County Capital Improvement Plan
TABLE 1 - Summary Report Fiscal Years 2021/2022 through 2026/2027
Capital Funds Revenues**

Revenue Sources	Fund #	Workday Fund #	Object #	Funding Code	FY22-23 Proposed Budget	FY23-24 Proposed Budget	FY24-25 Proposed Budget	FY25-26 Proposed Budget	FY26-27 Proposed Budget	FY27-28 Proposed Budget	FY28-29 Proposed Budget	FY29-30 Proposed Budget	FY30-31 Proposed Budget	FY31-32 Proposed Budget	FY32-33 Proposed Budget	Five Year Project Total	Ten Year Total	Revenue Totals	Comments
Fund Level Revenues					1	2	3	4	5	6	7	8	9	10					
Regional Park Revenue (15%)	CC1269	FD3018			64,117	440,700	576,300	576,300	576,300	576,300	576,300	576,300	576,300	576,300	576,300	2,745,900	5,627,400		
Interest Earnings - Regional Park					-	609	4,802	10,322	15,895	21,521	27,200	2,933	8,436	13,991	19,599				
Prior Year Forward - Regional Park	IF_Reg				-	60,911	480,155	1,032,201	1,589,492	2,152,077	2,720,007	293,332	843,604	1,399,103	1,959,880				
Less 5% Budgeted Revenues - Regional Park					(3,206)	(22,065)	(29,055)	(29,331)	(29,610)	(29,891)	(30,175)	(28,962)	(29,237)	(29,515)	(29,795)				
Administrative\Constitutional\Jail Fund (49%)	CC1266	FD3015			100,998	659,490	907,800	907,800	907,800	907,800	907,800	907,800	907,800	907,800	907,800	4,290,690	8,829,690		
Interest Earnings - Administrative\Constitutional\Jail Fund					-	959	7,234	10,927	17,654	(1,554)	2,056	10,699	19,425	28,234	7,126				
Prior Year Forward - Administrative\Constitutional\Jail Fund	IF_Admin				-	95,948	723,375	1,092,657	1,765,447	(155,371)	205,563	1,069,926	1,942,500	2,823,364	712,596				
Less 5% Budgeted Revenues - Administrative\Constitutional\Jail Fund					(5,050)	(33,022)	(45,752)	(45,936)	(46,273)	(45,312)	(45,493)	(45,925)	(46,361)	(46,802)	(45,746)				
Fire\Rescue Fund (26%)	CC1267	FD3016			229,799	1,500,525	2,265,500	2,265,500	2,265,500	2,265,500	2,265,500	2,265,500	2,265,500	2,265,500	2,265,500	10,562,525	21,890,025		
Interest Earnings - Fire\Rescue Fund					-	2,183	16,459	15,550	9,220	(7,170)	11,142	28,771	28,566	13,860	23,014				
Prior Year Forward - Fire\Rescue Fund	IF_FR				-	218,309	1,645,882	1,554,998	921,995	(717,021)	1,114,240	2,877,051	2,856,608	1,385,970	2,301,362				
Less 5% Budgeted Revenues - Fire\Rescue Fund					(11,490)	(75,135)	(114,098)	(114,052)	(113,736)	(112,916)	(113,832)	(114,714)	(114,703)	(113,968)	(114,426)				
Law Enforcement Fund (25%)	CC1268	FD3017			174,193	1,137,435	1,565,700	1,565,700	1,565,700	1,565,700	1,565,700	1,565,700	1,565,700	1,565,700	1,565,700	7,400,235	15,228,735		
Interest Earnings - Law Enforcement Fund					-	1,655	12,476	23,469	32,566	9,789	(20,203)	(9,521)	1,263	12,149	23,138				
Prior Year Forward - Law Enforcement Fund	IF_CCISO				-	165,483	1,247,619	2,346,886	3,256,596	978,949	(2,020,336)	(952,114)	126,256	1,214,870	2,313,827				
Less 5% Budgeted Revenues - Law Enforcement Fund					(8,710)	(56,954)	(78,909)	(79,458)	(79,913)	(78,774)	(77,275)	(77,809)	(78,348)	(78,892)	(79,442)				
Libraries and Culture	CC1270	FD3019			63,549	414,960	571,200	571,200	571,200	571,200	571,200	571,200	571,200	571,200	571,200	2,699,760	5,555,760		
Interest Earnings - Libraries and Culture					-	604	4,552	10,021	15,543	21,117	26,744	32,424	38,159	43,948	49,792				
Prior Year Forward - Libraries and Culture	IF_LC				-	60,372	455,157	1,002,121	1,554,281	2,111,687	2,674,388	3,242,435	3,815,878	4,394,769	4,979,159				
Less 5% Budgeted Revenues - Libraries and Culture					(3,177)	(20,778)	(28,788)	(29,061)	(29,337)	(29,616)	(29,897)	(30,181)	(30,468)	(30,757)	(31,050)				
Community Park Fees - Middleburg and West Clay District 1 (45%)	CC1271	FD3020			5,753	37,565	19,839	19,839	19,839	19,839	19,839	19,839	19,839	19,839	19,839	116,921	216,116		
Interest Earnings - Community Park District 1					-	55	412	406	400	394	388	381	375	369	362				
Prior Year Forward - Community Park District 1	IF_P1				-	5,465	41,204	40,604	39,997	39,385	38,768	38,144	37,514	36,879	36,237				
Less 5% Budgeted Revenues - Community Park District 1					(288)	(1,881)	(1,013)	(1,012)	(1,012)	(1,012)	(1,011)	(1,011)	(1,011)	(1,010)	(1,010)				
Community Park Fees - Orange Park, Lakeside, Fleming Island District 2	CC1272	FD3021			5,392	35,210	39,678	39,678	39,678	39,678	39,678	39,678	39,678	39,678	39,678	193,922	392,312		
Interest Earnings - Community Park District 2					-	51	386	370	354	337	321	304	287	270	252				
Prior Year Forward - Community Park District 2	IF_P2				-	5,122	38,621	37,004	35,371	33,723	32,060	30,380	28,685	26,974	25,246				
Less 5% Budgeted Revenues - Community Park District 2					(270)	(1,763)	(2,003)	(2,002)	(2,002)	(2,001)	(2,000)	(1,999)	(1,998)	(1,997)	(1,997)				
Community Park Fees - Keystone Heights, South Clay District 7 (45%)	CC1274	FD3023			1,619	10,570	19,839	19,839	19,839	19,839	19,839	19,839	19,839	19,839	19,839	89,926	189,121		
Interest Earnings - Community Park District 7					-	15	116	107	98	89	80	71	62	52	43				
Prior Year Forward - Community Park District 7	IF_P7				-	1,538	11,594	10,712	9,822	8,924	8,016	7,101	6,176	5,243	4,301				
Less 5% Budgeted Revenues - Community Park District 7					(81)	(529)	(998)	(997)	(997)	(996)	(996)	(996)	(995)	(995)	(994)				
Community Park Fees - Lake Asbury, Green Cove Springs District 4 (45%)	CC1273	FD3022			176,708	1,153,856	1,468,086	1,468,086	1,468,086	1,468,086	1,468,086	1,468,086	1,468,086	1,468,086	1,468,086	7,026,200	14,366,630		
Interest Earnings - Community Park District 4					-	1,679	12,656	12,042	11,423	10,797	10,166	9,528	8,885	8,235	7,579				
Prior Year Forward - Community Park District 4	IF_P4				-	167,873	1,265,631	1,204,250	1,142,286	1,079,733	1,016,586	952,840	888,487	823,524	757,943				
Less 5% Budgeted Revenues - Community Park District 4					(8,835)	(57,777)	(74,037)	(74,006)	(73,975)	(73,944)	(73,913)	(73,881)	(73,849)	(73,816)	(73,783)				
Community Park Fees - Branan Field, Oakleaf District 5 (45%)	CC1275	FD3024			31,249	204,044	59,517	59,517	59,517	59,517	59,517	59,517	59,517	59,517	59,517	442,112	739,697		
Interest Earnings - Community Park District 5					-	297	2,238	2,230	2,221	2,212	2,204	2,195	2,186	2,177	2,168				
Prior Year Forward - Community Park District 5	IF_P5				-	29,687	223,810	222,961	222,103	221,237	220,363	219,481	218,590	217,691	216,783				
Less 5% Budgeted Revenues - Community Park District 5					(1,562)	(10,217)	(3,088)	(3,087)	(3,087)	(3,086)	(3,086)	(3,086)	(3,085)	(3,085)	(3,084)				

Exhibit B

Clay County Capital Improvement Plan
TABLE 2 - Summary Report Fiscal Years 2021/2022 through 2026/2027

Section I Comprehensive Plan Capital Improvements - Capital Improvement Element (CIE) - Expenditures																			
Project Name	Division #	Workday Account #	Object #	Funding Code	FY22-23 Proposed Budget	FY23-24 Proposed Budget	FY24-25 Proposed Budget	FY25-26 Proposed Budget	FY26-27 Proposed Budget	FY27-28 Proposed Budget	FY28-29 Proposed Budget	FY29-30 Proposed Budget	FY30-31 Proposed Budget	FY31-32 Proposed Budget	FY32-33 Proposed Budget	Five Year Project Total	Years 6-25	Total Project	Comments
																0	0	0	

Clay County Capital Improvement Plan
TABLE 2 - Summary Report Fiscal Years 2021/2022 through 2026/2027

Section II Non-Comprehensive Plan Capital Improvements																				
Project Name	Division #	Workday Account #	Fund #	Funding Code	FY22-23 Proposed Budget	FY23-24 Proposed Budget	FY24-25 Proposed Budget	FY25-26 Proposed Budget	FY26-27 Proposed Budget	FY27-28 Proposed Budget	FY28-29 Proposed Budget	FY29-30 Proposed Budget	FY30-31 Proposed Budget	FY31-32 Proposed Budget	FY32-33 Proposed Budget	Five Year Project Total	Ten Year Total	Years 6-25	Total Project	Comments
																0	0			
																0	0			
District 1 Project (Middleburg/West Clay)	IF_P1	Future20	IF_P1				19,839	19,839	19,839	19,839	19,839	19,839	19,839	19,839	19,839	79,356	178,551			
District 2 Project (OP/Lakeside/Fleming Island)	IF_P2	Future21	IF_P2				39,678	39,678	39,678	39,678	39,678	39,678	39,678	39,678	39,678	158,712	357,102			
District 7 Project (Keystone Heights/South Clay)	IF_P7	Future22	IF_P7				19,839	19,839	19,839	19,839	19,839	19,839	19,839	19,839	19,839	79,356	178,551			
District 4 Project (Lake Asbury/GCS/SouthEast Clay)	IF_P4	Future23	IF_P4				1,468,086	1,468,086	1,468,086	1,468,086	1,468,086	1,468,086	1,468,086	1,468,086	1,468,086	5,872,344	13,212,774			
District 5 Project (Branan Field/Oakleaf)	IF_P5	Future24	IF_P5				59,517	59,517	59,517	59,517	59,517	59,517	59,517	59,517	59,517	238,068	535,653			
Regional Park - Future Phases	IF_Reg	Future25	IF_Reg								3,000,000					0	3,000,000			
Fire Station 20 - GCS	IF_FR	PRJ100190	IF_FR				2,000,000									2,000,000	2,000,000			
Fire Station 22 - Fleming Island	IF_FR	PRJ100357	IF_FR					1,500,000	1,000,000							2,500,000	2,500,000			
Fire Station 15 - Lake Asbury	IF_FR	PRJ100285	IF_FR					1,000,000	1,700,000							2,700,000	2,700,000			
Fire Station 1 - Branan Field	IF_FR	PRJ100563	IF_FR													0	0			
Fire Station 21 - Green Cove North	IF_FR	Future11	IF_FR										1,500,000	500,000		0	2,000,000			
Fire Station 16 - Penney Farms	IF_FR	Future9	IF_FR									2,000,000				0	2,000,000			
Fire Station 17 - Peoria Rd	IF_FR	Future10	IF_FR										2,000,000			0	2,000,000			
Fire Station 13 - Clay Hill	IF_FR	Future8	IF_FR													0	0			
Fire Station 5 - Middleburg West	IF_FR	Future28	IF_FR																	
E911 Consolidation Bldg/Training Facility	IF_Admin	PRJ100208	IF_Admin						1,500,000	500,000						2,000,000	2,000,000			
Sheriff Office Building	IF_CCSC	Future14	IF_CCSC						3,000,000	4,000,000						7,000,000	7,000,000			
New Jail	IF_Admin	Future13	IF_Admin											3,000,000	3,000,000	0	6,000,000			
Admin Building 3rd Floor	IF_Admin	PRJ100611	IF_Admin				500,000									500,000	500,000			
Multi Agency Warehouse	IF_Admin	PRJ100612	IF_Admin					200,000	1,300,000							1,500,000	1,500,000			
Multi Agency Warehouse	IF_FR	Future19A	IF_FR					200,000	300,000							500,000	500,000			
Multi Agency Warehouse	IF_CCSC	Future19B	IF_CCSC					200,000	300,000							500,000	500,000			
Equipment - Sheriff - Capital & Vehicles - Capacity	IF_CCSC	CCSOV	IF_CCSC				400,000	400,000	496,000	496,000	400,000	400,000	400,000	400,000	400,000	1,792,000	3,792,000			
Equipment - Public Safety - Capacity	IF_FR	CCFRV	IF_FR				258,745	100,000	800,000	314,152	400,000	200,000	150,000	750,000		1,472,897	2,972,897			
																0	0			
																0	0			
																0	0			
																0	0			
																0	0			
																0	0			
																0	0			
																0	0			
																0	0			
																0	0			
Subtotal - Impact Fee Fund					0	0	4,765,704	5,206,959	12,002,959	6,917,111	5,406,959	4,206,959	5,656,959	6,256,959	5,006,959	28,892,733	55,427,528		0	

out 5 years

Exhibit C

Clay County Capital Improvement Plan
TABLE 1 - Summary Report Fiscal Years 2021/2022 through 2026/2027
Capital Funds Revenues

Revenue Sources	Workday Fund #	Object #	Funding Code	FY19-20 Actuals	FY20-21 Actuals	FY21-22 Actuals	FY22-23 UnAudited Actuals	FY23-24 Proposed Budget	FY24-25 Proposed Budget	FY25-26 Proposed Budget	FY26-27 Proposed Budget	Five Year Project Total	Revenue Totals	Comments
Fund Level Revenues														
Interest Earnings - 2020 Bond Fund	FD3010	361000		355,021	192,657	222,597	2,254,742	1,475,000	196,493			5,126,021		Interest
Prior Year Carry Forward - 2020 Bond Fund	FD3010	399002		0	129,249,192	127,563,278	115,424,718	93,332,389	14,521,456	(0)				Spend down of Fund Balance
Clay County Utility Authority Project Contributions	FD3010	366000					1,501,558	1,524,395				3,025,953		
Florida Department of Transportation	FD3010	334400						1,740,169				1,740,169		
Subtotal - 2020 Bond Fund	FD3010	320		129,363,402	129,441,849	127,785,875	119,181,018	98,071,953	14,717,949	(0)	0			

Exhibit C

Clay County Capital Improvement Plan
TABLE 2 - Summary Report Fiscal Years 2021/2022 through 2026/2027

Section I Comprehensive Plan Capital Improvements - Capital Improvement Element (CIE) - Expenditures														
Project Name	Workday Account #	Workday Fund #	Funding Code	FY19-20 Actuals	FY20-21 Actuals	FY21-22 Actuals	FY22-23 UnAudited Actuals	FY23-24 Proposed Budget	FY24-25 Proposed Budget	FY25-26 Proposed Budget	FY26-27 Proposed Budget	FY23/24 - End Project Total	Total Project	Comments
Proj #1 CR218 - Pinetree Ln. to Cosmos Ave. 4Ln.	PRJ100147	FD3010	BP	23,294	1,407,322	2,047,155	420,907	10,587,629	2,694,529	0		13,282,158	17,180,836	CCUA paying \$424,395 in FY20-21
Proj #1 CR218 - Pinetree Ln. to Cosmos Ave. 4Ln. (CCUA)	PRJ100147B	FD3010	BP					424,395				424,395	424,395	
Proj #2 CR209 - Peters Creek south to US17 4Ln.	PRJ100196	FD3010	BP	13,599	437,017	1,134,062	2,136,238	14,439,367	7,350,734	0		21,790,101	25,511,017	
Proj #2 CR209 - Peters Creek south to US17 4Ln. (FDOT)	PRJ100196B	FD3010	BP					1,740,169				1,740,169	1,740,169	
Proj #3A CR209 - Peters Creek to Sandridge	PRJ100199	FD3010	BP	23,193	582,474	1,865,579	2,128,247	7,403,501		0		7,403,501	12,002,994	Projects include contingency and legal fees
Proj #3B CR209 - Sandridge Intersection	PRJ100199B	FD3010	BP					0		0	0	0	0	
Proj #4 CR739B - Henley to west of CR209	PRJ100200	FD3010	BP	23,261	656,920	1,804,966	8,495,004	14,205,603	2,727,426	0		16,933,029	27,913,180	Projects include contingency and legal fees
Proj #4 CR739B - Henley to west of CR209 (CCUA)	PRJ100200B	FD3010	BP					1,501,558		0		1,501,558	1,501,558	
Proj #5 CR220 - Baxley Rd. to west of Henley Rd.	PRJ100201	FD3010	BP	14,033	462,882	978,568	1,610,685	1,790,678		0		1,790,678	4,856,846	Projects include contingency and legal fees
Proj #6A FCC from Maryland Ave. to US17	PRJ100202	FD3010	BP	13,735	325,503	932,556	1,929,558	8,215,137	0	0		8,215,137	11,416,489	Projects include contingency and legal fees
Proj #6A FCC from Maryland Ave. to US17 (CCUA)	PRJ100202B	FD3010	BP					1,100,000	0	0		1,100,000	1,100,000	Projects include contingency and legal fees
Proj #6A FCC from Maryland Ave. to US17 (FDOT)	PRJ100202C	FD3010	BP					0	0	0		0	0	
Proj #6B FCC from SR23 to Maryland Ave.	PRJ100203	FD3010	BP	3,095	799,259	3,598,271	9,127,990	22,142,460	1,945,260	0		24,087,720	37,616,335	Projects include contingency and legal fees
Subtotal - 2020 Bond Fund				114,210	1,407,322	12,361,157	25,848,629	83,550,497	14,717,949	0		98,268,446	0	141,263,819 Includes proceeds and using interest earned

Exhibit D

Clay County Capital Improvement Plan
TABLE 1 - Summary Report Fiscal Years 2021/2022 through 2026/2027
 Capital Funds Revenues

Revenue Sources	Workday Fund #	FY21-22 Actuals	FY22-23 Proposed Budget	FY23-24 Proposed Budget	FY24-25 Proposed Budget	FY25-26 Proposed Budget	FY26-27 Proposed Budget	FY27-28 Proposed Budget	FY28-29 Proposed Budget	FY29-30 Proposed Budget	FY30-31 Proposed Budget	FY31-32 Proposed Budget	FY32-33 Proposed Budget	Five Year Project Total	Ten Year Total	Revenue Totals	Comments
				1	2	3	4	5	6	7	8	9	10				
Solid Waste Fund	FD4000	-		3,097,490	1,150,000	6,820,000	4,600,000	5,400,000						21,067,490	21,067,490	21,067,490	Charges for Service
Building Fund	FD1028	-	2,334,912	8,000,000	8,501,038	-	-							16,501,038	16,501,038	18,835,950	Building Fees
Public Safety \$12.50 Surcharge Expenses	FD3000	463,527												0	0	463,527	
Atlantis Drive (CCUA Funding)	PRJ100198	0												0	0	0	CCUA paying \$1,108,792 (Paid Feb FY20-21), State paying \$2,065,000
Fairgrounds Sewer Improvements	PRJ100173			645,000										645,000	645,000	645,000	
DEO Grant - NE Sports Complex	PRJ100304		200,000											0	0	200,000	
Aquarius Concourse (CCUA Funding)	PRJ100386	620,451	1,484,997											0	0	2,105,448	CCUA paid \$2,105,447 July 2022
Pickleball Courts (City of GCS Funding)	PRJ100356		15,000											0	0	15,000	City of GCS paid \$15,000 Sept 2023
Subtotal Funds		1,083,978	4,034,909	11,742,490	9,651,038	6,820,000	4,600,000	5,400,000						38,213,528		43,332,415	

Exhibit D

Clay County Capital Improvement Plan
TABLE 2 - Summary Report Fiscal Years 2021/2022 through 2026/2027
 Section I Comprehensive Plan Capital Improvements - Capital Improvement Element (CIE)

Project Name	Workday Account #	FY21-22 Actuals	FY22-23 UnAudited Actuals	FY23-24 Proposed Budget	FY24-25 Proposed Budget	FY25-26 Proposed Budget	FY26-27 Proposed Budget	FY27-28 Proposed Budget	FY28-29 Proposed Budget	FY29-30 Proposed Budget	FY30-31 Proposed Budget	FY31-32 Proposed Budget	FY32-33 Proposed Budget	Five Year Project Total	Ten Year Total	Years 6-25	Total Project	Comments
Subtotal Other Projects - Capital Improvement Element (CIE)		0	0	0	0	0	0	0	0	0	0	0	0	0	0	0	0	0

Clay County Capital Improvement Plan
TABLE 2 - Summary Report Fiscal Years 2021/2022 through 2026/2027
 Section II Non-Comprehensive Plan Capital Improvements

Project Name	Workday Account #	FY21-22 Actuals	FY22-23 UnAudited Actuals	FY23-24 Proposed Budget	FY24-25 Proposed Budget	FY25-26 Proposed Budget	FY26-27 Proposed Budget	FY27-28 Proposed Budget	FY28-29 Proposed Budget	FY29-30 Proposed Budget	FY30-31 Proposed Budget	FY31-32 Proposed Budget	FY32-33 Proposed Budget	Five Year Project Total	Ten Year Total	Years 6-25	Total Project	Comments
ENVIRONMENTAL																		
Enviro Services-Solid Waste Facilities Upgrade	PRJ100292			3,097,490	1,150,000	6,820,000	4,600,000	5,400,000						21,067,490	21,067,490		42,134,980	Funded through saved user fees in reserves
Subtotal Solid Waste Fund		0	0	3,097,490	1,150,000	6,820,000	4,600,000	5,400,000						21,067,490	21,067,490		42,134,980	
OTHER PROJECTS																		
Building Department Building	PRJ100387		2,334,912	8,000,000	8,501,038									16,501,038	16,501,038		18,835,950	Location is To Be Determined
Fairgrounds Sewer Improvements	PRJ100173			645,000										645,000	645,000		645,000	Infra. improves. \$645K from TT. Grant applied for
DEO Grant - NE Sports Complex	PRJ100304		200,000											0	0		200,000	
Aquarius Concourse (CCUA Funding)	PRJ100386	650,000	1,455,448											0	0		2,105,448	CCUA paid \$2,105,447 July 2022
Pickleball Courts (City of GCS Funding)	PRJ100356		15,000											0	0		15,000	City of GCS paid \$15,000 Sept 2023
Subtotal Other Projects		650,000	4,005,360	8,645,000	8,501,038	0	0	0						17,146,038	17,146,038		21,801,398	

Exhibit E

Clay County Capital Improvement Plan
TABLE 1 - Summary Report Fiscal Years 2021/2022 through 2026/2027
Capital Funds Revenues

Revenue Sources	Workday Fund #	FY21-22 Actuals	FY22-23 UnAudited Actuals	FY23-24 Proposed Budget	FY24-25 Proposed Budget	FY25-26 Proposed Budget	FY26-27 Proposed Budget	FY27-28 Proposed Budget	FY28-29 Proposed Budget	FY29-30 Proposed Budget	FY30-31 Proposed Budget	FY31-32 Proposed Budget	FY32-33 Proposed Budget	Five Year Project Total	Ten Year Project Total	Revenue Totals	Comments
Project Specific Revenue																	
				1	2	3	4	5	6	7	8	9	10				
DEO Grant - NE Sports Complex	FD3003	1,414,969	1,585,031											0	0	3,000,000	Received \$1,000,000 FY21-22
State Grant - FDACS Fairgrounds Project	FD3003	27,403	153,432	729,165										729,165	729,165	910,000	FDACS State grant agreement amounts
Fairgrounds - FDACS Exhibit Hall Remodel	FD3003	75,871	424,129											0	0	500,000	FDACS State grant agreement amounts. Completed
State Grant - Oakleaf Plantation Parkway	FD3003	1,805	13,406	1,452,092	1,532,697									2,984,789	2,984,789	3,000,000	LAP agreement amounts
State Grant - CR220 - SR21 (Blanding Blvd) to Henley - (Non-Bonded)	FD3003		54,324	3,945,676										3,945,676	3,945,676	4,000,000	LAP agreement amounts
State Grant - Greenway Trail (Design)	FD3003		132,213	367,787										367,787	367,787	500,000	Grant agreement for trail design
State Grant - Greenway Trail Construction	FD3003			1,500,000										1,500,000	1,500,000	1,500,000	Grant agreement for construction
State Grant (LAP) - CR220 West of Lakeshore Drive to Old Hard Road	FD3003			35,000										35,000	35,000	35,000	LAP agreement amounts
State Grant (LAP) - CR220 Int. Impr. - Lakeshore Drive to Old Hard Road	FD3003			1,783,983										1,783,983	1,783,983	1,783,983	LAP agreement amounts. BCC approved 12/13/22
State Grant (LAP) - Doctors Inlet Elementary School	FD3003		134,821	824,288										824,288	824,288	959,109	LAP agreement amounts
State Grant - FDLE - Office of Criminal Justice - Jail Expansion Grant	FD1000		1,000,000											0	0	1,000,000	Public Safety Grant tied with ARPA Health Dept Reno
Federal Grant (LAP) - CR220-Town Center Intersection	FD3003		413,180											0	0	413,180	LAP agreement amounts
Federal Grant (LAP) - Sidewalk-CR218 Clay Elementary to Taylor Rd.	FD3003			790,798										790,798	790,798	790,798	LAP agreement amounts
Federal Grant - Ridaught Landing Drainage	FD3003	14,925	3,603	-										0	0	18,528	Agreement = \$23,523, fund 131 reimb \$16,022.75
Federal Grant - Knight Box CR220 Drainage Improvements	FD3003	35,336	67,535	-										0	0	102,871	Agreement = \$111,868, fund 131 reimb \$16,277.72
Federal Grant - Tumbleweed Dr Tanglewood Drainage Improvements	FD3003	14,562	26,545	-										0	0	41,107	FEMA agreement amounts
Federal Grant - Homestead Rd Drainage Improvements	FD3003	8,825	15,113											0	0	23,938	FEMA agreement amounts, Expires 8/31/21
Federal Grant - Greenwood Drainage Improvements	FD3003	17,946	85,851	-										0	0	103,797	Agreement = \$119,381, fund 131 reimb \$17,171.25
State Grant - Fire Station #20	FD3003			750,000										750,000	750,000	750,000	Grant agreement for construction
State Grant - Fire Station #24	FD3003			750,000										750,000	750,000	750,000	Grant agreement for construction
State Grant - Substance Abuse Recovery Center	FD3003			3,000,000										3,000,000	3,000,000	3,000,000	
State Grant - Clay County Regional Sports Complex	FD3003			1,000,000										1,000,000	1,000,000	1,000,000	Grant agreement for construction
Turn Lanes - Regional Sports Complex	FD3003			1,500,000										1,500,000	1,500,000	1,500,000	Grant agreement for design and construction
State Grant - Clay County Greenways Expansion	FD3003			1,000,000										1,000,000	1,000,000	1,000,000	Grant agreement for construction
Spencer Industrial Complex	FD3003			3,562,500										3,562,500	3,562,500	3,562,500	Design/Construction FY23-24. Grant pays \$4.75 mil. County pays 25%
Petco Love Animal Welfare Organizations (AWO)	FD3003		50,000											0	0	50,000	Received Contribution \$50,000 in May FY22-23
Federal Grant-Indigo Branch	FD3003		195,191											0	0	195,191	Hazard Mitigation Grant Program (90%)
Subtotal - Grants	FD3003	1,611,642	4,354,374	22,991,289	1,532,697	0	0	0						24,523,986	24,523,986	24,523,986	Grants agreement for construction

Exhibit E

TABLE 2 - Summary Report Fiscal Years 2021/2022 through 2026/2027

Section I Comprehensive Plan Capital Improvements - Capital Improvement Element (CIE)																		
Project Name	Workday Account #	FY21-22 Actuals	FY22-23 UnAudited Actuals	FY23-24 Proposed Budget	FY24-25 Proposed Budget	FY25-26 Proposed Budget	FY26-27 Proposed Budget	FY27-28 Proposed Budget						Five Year Project Total	Ten Year Project Total	Years 6-25	Total Project	Comments
Oakleaf Plantation Parkway	PRJ100347	1,805	264,114	1,201,384	1,532,697									2,734,081	2,734,081		3,000,000	Des FY20-21, Const FY21-22, State paying \$3,000,000
CR220 - SR21(Blanding Blvd) to Henley (Quad West)	PRJ100212		54,324	3,945,676										3,945,676	3,945,676		4,000,000	Carryover to completion, State paying \$4,000,000
Subtotal - Grants - Capital Improvement Element (CIE)		1,805	318,438	5,147,060	1,532,697	0	0	0						6,679,757	6,679,757		7,000,000	

TABLE 2 - Summary Report Fiscal Years 2021/2022 through 2026/2027

Section II Non-Comprehensive Plan Capital Improvements																		
Project Name	Workday Account #	FY21-22 Actuals	FY22-23 UnAudited Actuals	FY23-24 Proposed Budget	FY24-25 Proposed Budget	FY25-26 Proposed Budget	FY26-27 Proposed Budget	FY27-28 Proposed Budget						Five Year Project Total	Ten Year Project Total	Years 6-25	Total Project	Comments
DEO Grant - NE Sports Complex	PRJ100304	1,414,969	1,585,031											0	0		3,000,000	Land Acquis & Design FY20-21, Con FY21-22, St -\$3M
Fairgrounds - FDACS Livestock Pavilion Infrastr	PRJ100302	27,403	126,029	756,568										756,568	756,568		910,000	Infrastructure Improvements - agreement Aug 2021
Fairgrounds - FDACS Exhibit Hall Remodel	PRJ100301	75,871	424,129											0	0		500,000	Renovate and carryover to completion. Grant Completed 2/2022
Greenway Trail-Jennings Park (Design)	PRJ100365		204,851	295,149										295,149	295,149		500,000	Design of trail from Live Oak LN to Jennings Park
Greenway Trail Construction	PRJ100407			1,500,000										1,500,000	1,500,000		1,500,000	Paving Live Oak Lane, parking areas, restroom facilities, trails
CR220 West of Lakeshore Drive to Old Hard Road	PRJ100395			35,000										35,000	35,000		35,000	Intersection improvement. Design FY21-22, Const FY22-23
CR220 Int. Impr. - Lakeshore Drive to Old Hard Road	PRJ100414			1,783,983										1,783,983	1,783,983		1,783,983	Intersection improvement. Const FY22-23
Sidewalk - Doctors Inlet Elementary School	PRJ100608				134,821	824,288								959,109	959,109		959,109	FDOT paying \$959,500
CR220 - Town Center Intersection	PRJ100299		413,180											0	0		413,180	Carryover to completion
Sidewalk - CR218-Clay Hill Elem to Taylor Rd.	PRJ100330			790,798										790,798	790,798		790,798	Completion in FY20-21
Ridaught Landing Drainage Improvements	PRJ100293	14,925	3,603											0	0		18,528	\$21,363.66 spent in fund 131 FY19-20, FEMA pays 75%
Knight Boxx & CR220 Drainage Improvements	PRJ100294	35,336	67,535											0	0		102,871	\$21,703.62 spent in fund 131 FY19-20, FEMA pays 75%
Tumbleweed Dr.-Tanglewood Village Drainage	PRJ100295	14,562	26,545											0	0		41,107	Complete in FY21-22, Fed pays 75%
Homestead Rd Drainage - Tanglewood	PRJ100296	8,825	15,113											0	0		23,938	Complete in FY21-22, Fed pays 75%
Greenwood Drainage Improvements	PRJ100297	17,946	85,851											0	0		103,797	\$22,895 spent in fund 131 FY19-20, FEMA pays 75%
Fairgrounds Sewer Improvements	PRJ100173		0											0	0		0	Infra. improves. \$645K from TT. Grant applied for
FDLE - Office of Criminal Justice - Jail Expansion Grant	PRJ100411		1,000,000											0	0		1,000,000	Public Safety Grant tied with ARPA Health Dept Reno
Fire Station #20	PRJ100190			750,000										750,000	750,000		750,000	Grant agreement for construction
Fire Station #24	PRJ100286			750,000										750,000	750,000		750,000	Grant agreement for construction

Exhibit E

TABLE 2 - Summary Report Fiscal Years 2021/2022 through 2026/2027

Section II Non-Comprehensive Plan Capital Improvements																		
Project Name	Workday Account #	FY21-22 Actuals	FY22-23 UnAudited Actuals	FY23-24 Proposed Budget	FY24-25 Proposed Budget	FY25-26 Proposed Budget	FY26-27 Proposed Budget	FY27-28 Proposed Budget						Five Year Project Total	Ten Year Project Total	Years 6-25	Total Project	Comments
Substance Abuse Recovery Center	PRJ100564			3,000,000										3,000,000	3,000,000		3,000,000	
Clay County Regional Sports Complex	PRJ100304			1,000,000										1,000,000	1,000,000		1,000,000	Grant agreement for construction
Turn Lanes - Regional Sports Complex	PRJ100469			1,500,000										1,500,000	1,500,000		1,500,000	Grant agreement for design and construction
Clay County Greenways Expansion	PRJ100560			1,000,000										1,000,000	1,000,000		1,000,000	Grant agreement for construction
Spencer Industrial Complex	PRJ100561			3,562,500										3,562,500	3,562,500		3,562,500	Design/Construction FY23-24. Grant pays \$4.75 mil. County pays 25%
Petco Love Animal Welfare Organizations (AWO)	PRJ100449			50,000										50,000	50,000		50,000	Can go towards Design
Indigo Branch (HMPG)	PRJ100450			196,740										196,740	196,740		196,740	Hazard Mitigation Grant Program (90%)
Subtotal - Grants - Non-Comprehensive Capital Improvements		1,609,837	3,951,867	16,970,738	134,821	824,288	0	0						17,929,847	17,929,847		23,491,551	
Total All Grants														24,609,604	24,609,604			
Difference Between Revenue and Expense														85,618	85,618			

Exhibit E
American Rescue Plan Act (ARPA) Spending Plan
EXPENDITURES FY21-22 THROUGH FY24-25

American Rescue Plan Revenues								
Revenue Sources	ARPA Code	Workday Account #	Fund #	Budget FY 21-22	FY22-23 Ending Budget	FY23-24 Proposed Budget	FY24-25 Proposed Budget	Remaining
Subtotal American Rescue Plan Fund			FD1054	42,500,000	37,574,795	22,631,197	(0)	(0)
Interest Earning - American Rescue Plan Fund				82,229	1,398,582			
Subtotal - American Rescue Plan Fund				42,582,229	38,973,377	22,631,197	(0)	

American Rescue Plan Expenditures								
Project Name	ARPA Code	Workday Account #	Fund #	Actual FY 21-22	FY22-23 Ending Budget	FY23-24 Proposed Budget	FY24-25 Proposed Budget	Total Project
Storm Water/Infrastructure Study	PRJ100368	PRJ100368	FD1054	15,540	196,047	1,581,095		1,792,682
Indigo Branch Drainage	PRJ100369	PRJ100369	FD1054					0
Pine Ridge Project	PRJ100370	PRJ100370	FD1054		665,871			665,871
Park - Twin Lakes Pickleball	PRJ100419	PRJ100419	FD1054		159,022			159,022
Park - Island Forest Playground	PRJ100420	PRJ100420	FD1054			47,729		47,729
Park - WE Varnes - Playground	PRJ100421	PRJ100421	FD1054			118,828		118,828
Park - WE Varnes - Pickleball	PRJ100422	PRJ100422	FD1054		174,422			174,422
Park - Walter Odum Park Drainage Improvements	PRJ100423	PRJ100423	FD1054			947,000		947,000
Park - Eagle Harbor Drainage Improvements	PRJ100424	PRJ100424	FD1054			900,000		900,000
Park - Carl Pugh Drainage Improvements	PRJ100425	PRJ100425	FD1054			0		0
Park - Ronnie Van Zant Erosion Control & Stabilization	PRJ100426	PRJ100426	FD1054			275,000		275,000
Park - Ronnie Van Zant Dock Replacement	PRJ100427	PRJ100427	FD1054			275,000		275,000
Storm Water Improvements-Grove Park Dr E & Grove Park Lane	PRJ100428	PRJ100428	FD1054		472,708			472,708
Habitat Drainage	PRJ100429	PRJ100429	FD1054		85,925			85,925
Care Connect Information Network	PRJ100430	PRJ100430	FD1054		50,000	50,000		100,000
Jail Improvements/Conversion	PRJ100331	PRJ100331	FD1054	248,400	85,550	4,406,450		4,740,400
CCSO Jail Air Handlers Replacement	PRJ100443	PRJ100443	FD1054			708,000		708,000
Purchase Of Rescue Units	ARPA6	ARPA6	FD1054		1,165,060	300,000		1,465,060
Health Department Renovation	PRJ100334	PRJ100334	FD1054	102,005	3,035,649	2,812,346		5,950,000
Countywide Storm Water Improvements	PRJ100332	PRJ100332	FD1054			846,331		846,331
Drainage - Hagans Court	PRJ100332A		FD1054		62,088			62,088
Drainage - Hibernia Forest Drive	PRJ100332B		FD1054		106,035			106,035
Drainage - Live Oak Lane	PRJ100332C		FD1054		77,022			77,022
Drainage - Botany Street	PRJ100431	PRJ100431	FD1054		162,739			162,739
Drainage - Honeysuckle Circle	PRJ100332D		FD1054		105,830			105,830
Drainage - Morningside at Aletha	PRJ100332E	PRJ100332	FD1054		58,387			58,387
Drainage - Olde Sutton Parke Drive	PRJ100434	PRJ100434	FD1054		111,520			111,520
Drainage - Scorpio Lane	PRJ100435	PRJ100435	FD1054		181,016			181,016
Drainage - Morningside Drive and Acorn Manor	PRJ100436	PRJ100436	FD1054		75,909			75,909
Drainage - Henley Road	PRJ100437	PRJ100437	FD1054		454,178			454,178

American Rescue Plan Expenditures									
Project Name	ARPA Code	Workday Account #	Fund #	Actual FY 21-22	FY22-23 Ending Budget	FY23-24 Proposed Budget	FY24-25 Proposed Budget	Total Project	
Drainage - Oak Drive South	PRJ100438	PRJ100438	FD1054		183,654				183,654
Drainage - Industrial Loop	PRJ100439	PRJ100439	FD1054		316,541				316,541
Drainage - Acorn Chase Drive	PRJ100442	PRJ100442	FD1054		178,093				178,093
Filmore Street Drainage Improvements	PRJ100448	PRJ100448	FD1054		305,449				305,449
Drainage - 620 Arthur Moore Drive	PRJ100453	PRJ100453	FD1054		133,624				133,624
Acorn Chase Lining Improvements	PRJ100461	PRJ100461	FD1054			117,565			117,565
Harbor Island DR and Starboard Ct Stormwater Improvements	PRJ100462	PRJ100462	FD1054		759,113				759,113
Panda Ave Stormwater Improvements	PRJ100463	PRJ100463	FD1054		79,625	276,731			356,356
Drainage - Kiowa Avenue	PRJ100455	PRJ100455	FD1054		82	225,803			225,885
Drainage - Mesquite Avenue	PRJ100456	PRJ100456	FD1054		82	425,429			425,511
Drainage - Tanglewood Boulevard (ARPA)	PRJ100457	PRJ100457	FD1054		82	259,429			259,511
Timberline Drive	ARPA35	ARPA35	FD1054						
Robert Paine Street and William Ellery Street	ARPA36	ARPA36	FD1054						
Silverado Stormwater Improvements	ARPA37	ARPA37	FD1054						
Laurel Drive Stormwater Improvements	ARPA38	ARPA38	FD1054						
Drainage - Silverado Circle	PRJ100596	PRJ100596	FD1054						
Drainage - Sandy Hollow	PRJ100618	PRJ100618	FD1054			625,611			
Broadband Project	PRJ100333	PRJ100333	FD1054	1,000,000	1,000,000				2,000,000
Refund County Based Health Plan	PRJ100336	PRJ100336	FD1054	1,954,907	450,000	500,000			2,904,907
Keystone Lakes Projects	ARPA11	ARPA11	FD1054		200,000				200,000
Constitutional Requests	ARPA12	ARPA12	FD1054		100,000				100,000
Clerk's Office - Workday	ARPA13	ARPA13	FD1054	656,889	508,326				1,165,215
Clerk's Office - Firewall	ARPA14	ARPA14	FD1054		20,000				20,000
Clerk's Office - VPN	ARPA15	ARPA15	FD1054		5,000				5,000
Clerk's Office - Network Switches	PRJ100454	PRJ100454	FD1054		289,855	23,352			313,207
Clerk's Office - Office 365	PRJ100451	PRJ100451	FD1054		80,309				80,309
Clerk's Office - Virtual CMS	ARPA18	ARPA18	FD1054		150,000				150,000
Clerk's Office - Server Room UPS	PRJ100467	PRJ100467	FD1054		46,711				46,711
Clerk's Office - Virtual Hearing Rooms	ARPA20	ARPA20	FD1054		50,000				50,000
Clerk's Office - Ipads for Check In	ARPA21	ARPA21	FD1054						0
Clerk's Office - Laptops and Cameras	ARPA22	ARPA22	FD1054		45,000				45,000
Clerk's Office - Website Enhancement	ARPA23	ARPA23	FD1054						0
Network Infrastructure Replacement	PRJ100441	PRJ100441	FD1054		191,899	308,101			500,000
Mental Health Counselor	PRJ100446	PRJ100446	FD1054		100,000				100,000
Physical Security Enhancements	PRJ100452	PRJ100452	FD1054		53,500	300,000			353,500
Courthouse Camera and Security	ARPA26	ARPA26	FD1054		1,200,000	175,000			1,375,000
Administrative Expenses	ARPA27	ARPA27	FD1054	279,693	150,000				429,693
Community Programs - SBDC until 2024	ARPA28	ARPA28	FD1054	150,000					150,000
Community Programs - Workforce Housing Subsidy	ARPA29	ARPA29	FD1054	600,000					600,000
Community Programs	PRJ100432	PRJ100432	FD1054		137,035	650,840			787,875
Smart North Florida	ARPA31	ARPA31	FD1054		145,780				145,780
DEO Grant - NE Sports Complex	PRJ100304	PRJ100304	FD1054		1,977,442	1,122,558			3,100,000
Multi Factor Authentication Implementation	PRJ100464	PRJ100464	FD1054						0
Way Free Clinic - Mobile Medical	PRJ100567	PRJ100567	FD1054			300,000			300,000
Way Free Clinic	PRJ100630	PRJ100630	FD1054			250,000			250,000
Clay County Development Authority (CCDA) College Drive Proper	PRJ100584	PRJ100584	FD1054			0			0
Neptune Park - Phase II - Multi-purpse fields	PRJ100355	PRJ100355	FD1054			80,000			80,000
Studio Setup at EOC	PRJ100585	PRJ100585	FD1054			25,000			25,000
Crosswalk at Thunderbolt School - 4 way stop	PRJ100586	PRJ100586	FD1054			50,000			50,000

CR220 Int. Impr. - Lakeshore Drive to Old Hard Road	PRJ100414	PRJ100414	FD1054		250,000	250,000
---	-----------	-----------	--------	--	---------	---------

American Rescue Plan Expenditures									
Project Name	ARPA Code	Workday Account #	Fund #	Actual FY 21-22	FY22-23 Ending Budget	FY23-24 Proposed Budget	FY24-25 Proposed Budget	Total Project	
Fire Station 15 (partial property)	PRJ100587	PRJ100587	FD1054			1,000,000		1,000,000	
Library on the Go	PRJ100588	PRJ100588	FD1054					0	
Park on the Go	PRJ100589	PRJ100589	FD1054					0	
Williams Park Boat Ramp	PRJ100590	PRJ100590	FD1054					0	
Veterans Park (Feasibility Study and Site Plan)	PRJ100591	PRJ100591	FD1054			250,000		250,000	
Septic to Sewer Plan - County Wide	PRJ100592	PRJ100592	FD1054			300,000		300,000	
Proj #3B CR209 - Sandridge Intersection	PRJ100199	PRJ100199	FD1054			1,847,999		1,847,999	
GRAND TOTAL				5,007,434	16,342,180	22,631,197	-	43,355,200	

GR010019 - Expires 12/31/2024











2023-43 Capital Plan Amendment Ordinance_2023-12-12 BCC#31A

Final Audit Report

2023-12-20

Created:	2023-12-15
By:	Lisa Osha (Lisa.Osha@claycountygov.com)
Status:	Signed
Transaction ID:	CBJCHBCAABAA3F5bvXanPzjgPkd9esl2XrZJvjXhVZxk

"2023-43 Capital Plan Amendment Ordinance_2023-12-12 BCC #31A" History

-  Document created by Lisa Osha (Lisa.Osha@claycountygov.com)
2023-12-15 - 8:00:50 PM GMT
-  Document emailed to clayesign@claycountygov.com for signature
2023-12-15 - 8:01:49 PM GMT
-  Email viewed by clayesign@claycountygov.com
2023-12-20 - 5:00:27 PM GMT
-  Signer clayesign@claycountygov.com entered name at signing as Jim Renninger
2023-12-20 - 5:00:49 PM GMT
-  Document e-signed by Jim Renninger (clayesign@claycountygov.com)
Signature Date: 2023-12-20 - 5:00:51 PM GMT - Time Source: server
-  Document emailed to bccdocs@clayclerk.com for signature
2023-12-20 - 5:00:53 PM GMT
-  Email viewed by bccdocs@clayclerk.com
2023-12-20 - 6:02:33 PM GMT
-  Signer bccdocs@clayclerk.com entered name at signing as Tara S Green
2023-12-20 - 6:03:07 PM GMT
-  Document e-signed by Tara S Green (bccdocs@clayclerk.com)
Signature Date: 2023-12-20 - 6:03:09 PM GMT - Time Source: server
-  Agreement completed.
2023-12-20 - 6:03:09 PM GMT