

## RESOLUTION 2023/2024- 20

A RESOLUTION OF THE BOARD OF COUNTY COMMISSIONERS OF CLAY COUNTY, FLORIDA, AMENDING THE CLAY COUNTY CAPITAL IMPROVEMENT PLAN NON-CAPITAL IMPROVEMENT ELEMENT IMPROVEMENTS IN SECTIONS II OF TABLES 2 AND THE REVENUE SOURCES RELATING THERETO IN TABLES 1; PROVIDING AN EFFECTIVE DATE.

**WHEREAS**, the County's Capital Improvement Plan contains both CIE improvements and Non-CIE improvements, as well as revenue sources for each; and

**WHEREAS**, the County's Capital Improvement Plan (Plan) is composed of five categories, with the five Plan Categories attached hereto and incorporated herein as Exhibits A-E; and

**WHEREAS**, within each Plan Category Table 1 specifies revenue sources for both CIE improvements and Non-CIE improvements; and

**WHEREAS**, within each Plan Category Table 2 contains CIE improvements in Section I and Non-CIE improvements in Section II thereof; and

**WHEREAS**, Section 129.06(2) of the Florida Statutes stipulates that the Board may at any time within a fiscal year amend a budget for the year as provided therein; and

**WHEREAS**, amendments to the Non-CIE improvements in the Capital Improvement Plan, specifically in Section II of Table 2 and related changes to the revenue sources in Table 1 of each Plan Category may be made by resolution of the Board to provide for appropriation and expenditure as set forth therein.

**NOW THEREFORE, BE IT RESOLVED** by the Board of County Commissioners of Clay County, Florida, as follows:

Section 1.

Section II of Table 2 within each of the Capital Improvement Plan Categories, Exhibits A-E hereto, is amended as set forth therein in order to make necessary changes as directed by the Board.

Section 2.

Table 1 within each of the Capital Improvement Plan Categories, Exhibits A-E hereto, is amended as set forth therein in order to make it consistent with Section II of Table 2 of each Plan Category.

Section 3.

With respect to the amendments referenced in Section 1 and Section 2 above, the legal effect of this Resolution is that upon its effective date:

- (A) Funds for capital projects identified in the Exhibits shall only be expended consistent therewith; and
- (B) To the extent that corrections, updates, and modifications concerning costs, revenue sources, and acceptance of facilities pursuant to dedications which are inconsistent with the Exhibits, or a change in the date of construction of the capital projects identified in the Exhibits are proposed, such may only be implemented by amendment hereto; and
- (C) Nothing in this Resolution shall have any effect on the improvements listed in Section I of Table 2 within any of Exhibits A-E. This Resolution shall be construed only to amend Section II of Table 2 within Exhibits A-E and the related revenue sources in Table 1 thereto.

Section 4.

This Resolution shall take effect immediately upon its adoption.

**DULY ADOPTED**, by the Board of County Commissioners, Clay County, Florida, this 12th day of December, 2023.

BOARD OF COUNTY COMMISSIONERS  
OF CLAY COUNTY, FLORIDA



By: JB Renninger  
JB Renninger, Chairman

ATTEST:

Tara S. Green  
Tara S. Green  
Clay County Clerk of Court and Comptroller  
Ex Officio Clerk to the Board



Exhibit A

Clay County Capital Improvement Plan

TABLE 2 - Summary Report Fiscal Years 2021/2022 through 2026/2027

Table with columns: Project Name, Workday Account #, Fund #, Funding Code, Project Actuals, FY21-22 Actuals, FY22-23 UnAudited Actuals, FY23-24 Proposed Budget, FY24-25 Proposed Budget, FY25-26 Proposed Budget, FY26-27 Proposed Budget, FY27-28 Proposed Budget, FY28-29 Proposed Budget, FY29-30 Proposed Budget, FY30-31 Proposed Budget, FY31-32 Proposed Budget, FY32-33 Proposed Budget, Five Year Project Total, Ten Year Total, Years 6-25, Total Project, Comments. Rows include Transportation, Parks & Recreation, and Public Safety projects.

Exhibit A

Clay County Capital Improvement Plan

TABLE 2 - Summary Report Fiscal Years 2021/2022 through 2026/2027

Section II Non-Comprehensive Plan Capital Improvements

Project Name	Workday Account #	Fund #	Funding Code	Project Actuals	FY21-22 Actuals	FY22-23 UnAudited Actuals	FY23-24 Proposed Budget	FY24-25 Proposed Budget	FY25-26 Proposed Budget	FY26-27 Proposed Budget	FY27-28 Proposed Budget	FY28-29 Proposed Budget	FY29-30 Proposed Budget	FY30-31 Proposed Budget	FY31-32 Proposed Budget	FY32-33 Proposed Budget	Five Year Project Total	Ten Year Total	Years 6-25	Total Project	Comments
Gun Range Office	Future60	FD3003	ST									1,150,000					0	1,150,000		1,150,000	New facility for property operations
Burn Building	PRJ100366	FD3003	ST			24,937	2,975,063										2,975,063	2,975,063		3,000,000	Part of firefighting training
Radio Tower Upgrades	PRJ100207	FD3003	ST	1,478,006			1,956,926	1,906,218									3,863,144	3,863,144		5,341,150	Keystone Tower and Sleepy Hollow Tower
E911 Consolidation Bldg/Training Facility	PRJ100208	FD3003	ST	2,056,583					2,419,284		7,000,000	7,000,000					9,419,284	16,419,284		18,475,867	Purchase FY20-21, renovations carried to complete
CCSO Building 500 Build Out	PRJ100609	FD3003	ST				1,000,000	500,000									1,500,000	1,500,000		1,500,000	
New Jail	Future13	FD3003	ST													3,000,000	0	3,000,000	610,000	3,610,000	25,000 sq. ft. to properly house specialty equipment
Sheriff Office Building	Future14	FD3003	ST						2,000,000	5,000,000	6,000,000	4,500,000					13,000,000	17,500,000	38,000,000	55,500,000	100,000 sq ft @ \$400 sq. ft.
<b>Total Public Safety</b>				<b>20,372,411</b>	<b>4,885,700</b>	<b>8,873,472</b>	<b>25,412,110</b>	<b>22,676,717</b>	<b>21,500,208</b>	<b>17,388,296</b>	<b>24,798,355</b>	<b>19,857,274</b>	<b>9,033,510</b>	<b>10,902,145</b>	<b>13,108,506</b>	<b>16,954,910</b>	<b>111,775,686</b>	<b>181,632,031</b>	<b>97,664,184</b>	<b>313,427,798</b>	
<b>PUBLIC WORKS</b>																					
Knowles Pit Building	PRJ100184	FD3003	ST	617,408	57,848	4,700	1,478,225										1,478,225	1,478,225		2,158,181	2 sites - Renovate/build, increase for Knowles Pit
Dirt Road Rejuvenation	PRJ100566	FD3003	ST				336,874										336,874	336,874		336,874	Replacement of 3 part mix on 33% (62.5 miles / 330K ft) 52.2K Tons of Lime Roc
<b>Total Public Works</b>				<b>110,704,659</b>	<b>57,848</b>	<b>4,700</b>	<b>1,815,099</b>	<b>0</b>	<b>0</b>	<b>0</b>	<b>0</b>	<b>0</b>	<b>0</b>	<b>0</b>	<b>0</b>	<b>0</b>	<b>1,815,099</b>	<b>1,815,099</b>	<b>0</b>	<b>2,495,055</b>	
<b>OTHER PROJECTS</b>																					
Equipment - Supervisor of Elections	PRJ100277	FD3003	ST	945,650			957,800										957,800	957,800	35,000	1,938,450	Voting equipment & machines replacement
Animal Services Building	PRJ100210	FD3003	ST		380,294	352,052	10,800,000	4,440,062									15,240,062	15,240,062		15,972,408	Design FY20-21, Construction FY23-25
GCS Senior Center Kitchen	PRJ100276	FD3003	ST		600,274	28,140											0	0	0	628,414	Moved from Operating Budget
Property Appraiser Vehicles	Future18	FD3003	ST													70,000	0	70,000		70,000	2 vehicles @ \$35K each
JTA Bus/Shelter Improvements	PRJ100610	FD3003	ST						250,000								250,000	250,000	70,000	320,000	2 vehicles @ \$35K each
Admin Building 3rd Floor	PRJ100611	FD3003	ST														0	0	3,000,000	3,000,000	For Public Safety, Sheriff and Facilities. Infr constraints
Multi-Agency Storage Warehouse	PRJ100612	FD3003	ST					500,000									500,000	500,000	3,000,000	3,500,000	For Public Safety, Sheriff and Facilities. Infr constraints
Land Acquisition	PRJ100362	FD3003	ST		19,025	1,915,045	1,000,000										1,000,000	1,000,000		2,934,070	Flexibility for land opportunities
<b>Total Other Projects</b>				<b>945,650</b>	<b>999,593</b>	<b>2,295,237</b>	<b>12,757,800</b>	<b>4,940,062</b>	<b>0</b>	<b>250,000</b>	<b>0</b>	<b>0</b>	<b>0</b>	<b>0</b>	<b>0</b>	<b>70,000</b>	<b>17,947,862</b>	<b>18,017,862</b>	<b>6,105,000</b>	<b>28,363,342</b>	
<b>Subtotal - Capital Improvement Fund (FD3003)</b>				<b>172,202,264</b>	<b>14,290,841</b>	<b>25,150,078</b>	<b>74,993,481</b>	<b>41,874,529</b>	<b>34,869,958</b>	<b>31,708,046</b>	<b>38,368,105</b>	<b>33,727,024</b>	<b>23,203,260</b>	<b>29,071,895</b>	<b>32,378,256</b>	<b>33,194,660</b>	<b>221,814,119</b>	<b>373,389,214</b>	<b>239,826,887</b>	<b>723,752,441</b>	
<b>GRAND TOTAL</b>				<b>172,202,264</b>	<b>14,290,841</b>	<b>25,150,078</b>	<b>74,993,481</b>	<b>41,874,529</b>	<b>34,869,958</b>	<b>31,708,046</b>	<b>38,368,105</b>	<b>33,727,024</b>	<b>23,203,260</b>	<b>29,071,895</b>	<b>32,378,256</b>	<b>33,194,660</b>	<b>221,814,119</b>	<b>373,389,214</b>	<b>239,826,887</b>	<b>723,752,441</b>	

Exhibit B

Clay County Capital Improvement Plan
TABLE 1 - Summary Report Fiscal Years 2021/2022 through 2026/2027
Capital Funds Revenues

Table with 19 columns: Revenue Sources, Fund #, Workday Fund #, Object #, FY21-22 Actuals, FY22-23 Ending Budget, FY23-24 Proposed Budget, FY24-25 Proposed Budget, FY25-26 Proposed Budget, FY26-27 Proposed Budget, FY27-28 Proposed Budget, FY28-29 Proposed Budget, FY29-30 Proposed Budget, FY30-31 Proposed Budget, FY31-32 Proposed Budget, FY32-33 Proposed Budget, Five Year Project Total, Ten Year Total, Revenue Totals, Comments.

Exhibit B

Clay County Capital Improvement Plan
TABLE 2 - Summary Report Fiscal Years 2021/2022 through 2026/2027
Section I Comprehensive Plan Capital Improvements - Capital Improvement Element (CIE) - Expenditures

Table with 20 columns: Project Name, Division #, Workday Account #, Object #, FY21-22 Actuals, FY22-23 UnAudited Actuals, FY23-24 Proposed Budget, FY24-25 Proposed Budget, FY25-26 Proposed Budget, FY26-27 Proposed Budget, FY27-28 Proposed Budget, FY28-29 Proposed Budget, FY29-30 Proposed Budget, FY30-31 Proposed Budget, FY31-32 Proposed Budget, FY32-33 Proposed Budget, Five Year Project Total, Years 6-25, Total Project, Comments.

**Exhibit B**

Clay County Capital Improvement Plan

TABLE 2 - Summary Report Fiscal Years 2021/2022 through 2026/2027

Section I Comprehensive Plan Capital Improvements - Capital Improvement Element (CIE) - Expenditures																							
Proj #6B FCC from SR23 to Maryland Ave.	6105	PRJ100203	324323																	4,000,000	4,000,000		4,000,000

Clay County Capital Improvement Plan

TABLE 2 - Summary Report Fiscal Years 2021/2022 through 2026/2027

Section II Non-Comprehensive Plan Capital Improvements																				
Project Name	Division #	Workday Account #	Fund #	FY21-22 Actuals	FY22-23 Ending Budget	FY23-24 Proposed Budget	FY24-25 Proposed Budget	FY25-26 Proposed Budget	FY26-27 Proposed Budget	FY27-28 Proposed Budget	FY28-29 Proposed Budget	FY29-30 Proposed Budget	FY30-31 Proposed Budget	FY31-32 Proposed Budget	FY32-33 Proposed Budget	Five Year Project Total	Ten Year Total	Years 6-25	Total Project	Comments
The Station at Radar Road Sidewalk		PRJ100394	FD3007			36,000										36,000	36,000		36,000	Sidewalk construction along Radar Road
<b>Special Districts</b>																				
Proj #5 CR220 - Baxley Rd. to west of Henley Rd. (NE Fair Share)	6046	PRJ100201A	FD3004			783,245										783,245	783,245		983,245	Fair Share generated, going to PRJ100201
Proj #1 CR218 - Pinetree Ln. to Cosmo Ave. 4Ln. (W Fair Share)	6086	PRJ100147A	FD3005			244,089										244,089	244,089		244,089	Fair Share generated, Going to PRJ100147
Long Bay Rd Ext	6045	PRJ100279	FD3006			1,968,647										1,968,647	1,968,647		2,318,647	Adequate public facilities. Going to PRJ100279
EW 1 (NS3 to CR 209 - Block Island)	6022	PRJ100278	FD3008			206,447										206,447	206,447		210,947	Adequate public facilities, no specific project
Sidewalks - Developers	6019	PG1006	FD3007		140,476											0	0		149,698	List of projects in priority
State Road 100 - Bradford to Putnam (4 Lane)		FutureM1	324324	-	-	-	-	-	-	-		400,000				0	400,000	5,135,000	5,535,000	Putnam to Bradford
County Road 218 - Bluejay to Cosmos Av		FutureM2	324321	-	-	-	-	-	-	-			2,000,000			0	2,000,000	18,093,775	20,093,775	Blue Jay/Mallard Rd. to Cosmos Ave.
County Road 220 - College Dr to US 17		FutureM3	324322	-	-	-	-	-	-	-			2,000,000			0	2,000,000	34,825,903	36,825,903	C.R. 224 (College Dr) to U.S. 17
Verberna Parkway (4)		FutureM7		-	-	-	-	-	-	-						0	0	9,011,979	9,011,979	Henley Rd. to NS 3
NS 3 - County Road 209 to Sandridge		FutureM8		-	-	-	-	-	-	-						0	0	16,042,267	16,042,267	C.R. 209 to Sandridge
EW 1 - County Road 209 to NS3		FutureM9		-	-	-	-	-	-	-						0	0	10,734,356	10,734,356	C.R. 209 to NS 3
NS 1 (Feed Mill) - Sandridge to First Coast Connector		FutureM10		-	-	-	-	-	-	-						0	0	15,662,708	15,662,708	Sandridge to First Coast Connector
County Road 218 Extension		FutureM11		-	-	-	-	-	-	-						0	0	10,000,000	10,000,000	C.R. 218 to First Coast Connector
Green Cove Springs Bypass		FutureM13		-	-	-	-	-	-	-						0	0	77,763,560	77,763,560	U.S. 17 to S.R. 16
County Road 220 State Road 21 to Henley Rd		FutureM14	324325	-	-	-	-	-	-	3,500,000	3,000,000					3,500,000	6,500,000	24,665,953	31,165,953	S.R. 21 to Henley Rd.
Baxley Road		FutureM15	324325	-	-	-	-	-	-	-			3,000,000	3,000,000		0	6,000,000	8,333,176	14,333,176	C.R. 220 to S.R. 21
Cheswick Oaks Ave. Extension (Savannah Glen Blvd. to Challenger Dr.)		FutureM16		-	-	-	-	-	-	-						0	0	29,212,050	29,212,050	Savannah Glen Blvd. to Challenger Dr.
Branan Mill Road (aka Atlantis)		FutureM17		-	-	-	-	-	-	-						0	0	9,109,854	9,109,854	Old Jennings to Trail Ridge
Cheswick Oaks Ave. Extension (Wilford Preserve to Challenger Dr.)		FutureM18		-	-	-	-	-	-	-						0	0	4,337,123	4,337,123	Wilford Preserve to Challenger Dr.
State Road 16 Green Cove to First Coast Expressway		FutureM19		-	-	-	-	-	-	-						0	0	47,520,000	47,520,000	Green Cove Springs to FCC
State Road 16 Shands Bridge to Green Cove Springs		FutureM20		-	-	-	-	-	-	-						0	0	5,000,000	5,000,000	Green Cove Springs to Shands Bridge
State Road 21 State Road 16 to County Road 215 (Turn Lanes)		FutureM21		-	-	-	-	-	-	-						0	0	16,335,000	16,335,000	S.R. 16 to C.R. 215
County Road 315 - State Road 16 to County Road 315B		FutureM22		-	-	-	-	-	-	-						0	0	27,586,921	27,586,921	S.R. 16 to C.R. 315B
HWY 17 Multi-Use Trail (Future)		FutureM23		-	-	-	-	-	-	-						0	0	960,000	960,000	Leonard C Taylor Pkwy toward Clay-Putname county line
County Road 220 Multi-Use Trail		FutureM24		-	-	-	-	-	-	-						0	0	497,195	497,195	HWY 17 to Brookstone Dr
Leonard C Taylor Multi-Use Trail		FutureM25		-	-	-	-	-	-	-						0	0	632,833	632,833	Rio Vista Cir to Susan Dr
Cecil to Old Jennings Rd.		FutureM26		-	-	-	-	-	-	-						0	0	2,601,435	2,601,435	Duval-Clay county line to Blanding Blvd.
Middleburg & West Clay Walking and Biking Projects		FutureM27		-	-	-	-	-	-	-						0	0	3,000,000	3,000,000	Walking & biking infra. improvements within District
Orange Park, Lakeside & Fleming Island Walking and Biking Projects		FutureM28		-	-	-	-	-	-	-						0	0	3,000,000	3,000,000	Walking & biking infra. improvements within District
Lake Asbury & Green Cove Springs Walking and Biking Projects		FutureM29		-	-	-	-	-	-	-						0	0	3,000,000	3,000,000	Walking & biking infra. improvements within District
Keystone Heights & Southwest Clay Walking and Biking Projects		FutureM30		-	-	-	-	-	-	-						0	0	3,000,000	3,000,000	Walking & biking infra. improvements within District
Branan Field & Oak Leaf Walking and Biking Projects		FutureM31		-	-	-	-	-	-	-						0	0	3,000,000	3,000,000	Walking & biking infra. improvements within District
<b>Subtotal - Impact Fee Fund\Mobility\APF Funds</b>				<b>90,000</b>	<b>1,242,768</b>	<b>11,292,444</b>	<b>25,644,329</b>	<b>3,361,686</b>	<b>0</b>	<b>3,500,000</b>	<b>3,000,000</b>	<b>400,000</b>	<b>7,000,000</b>	<b>3,000,000</b>	<b>0</b>	<b>43,798,459</b>	<b>57,198,459</b>	<b>389,061,088</b>	<b>409,903,714</b>	

\* Mobility projects divisions are each district. 6124=Middleburg & West Clay, 6125=Orange Park, Lakeside, Fleming Island, 6126=Lake Asbury & Green Cove Springs, 6127=Keystone Heights & South Clay  
6128=Branan Field & Oak Leaf

Developer Funded Projects																				
Verberna Parkway - Proj #7	6126	PRJ100222	312D		831,085			8,110,781								8,110,781	8,110,781		8,941,866	Developer project, reimbursed with mobility fees
NS3 and EW1 Proj #8	6126	PRJ100223	312D		920,128											0	0	8,281,154	9,201,282	Developer project, reimbursed with mobility fees

**Exhibit B**

**Clay County Capital Improvement Plan  
TABLE 1 - Summary Report Fiscal Years 2021/2022 through 2026/2027  
Capital Funds Revenues**

Revenue Sources	Fund #	Workday Fund #	Object #	Funding Code	FY22-23 Proposed Budget	FY23-24 Proposed Budget	FY24-25 Proposed Budget	FY25-26 Proposed Budget	FY26-27 Proposed Budget	FY27-28 Proposed Budget	FY28-29 Proposed Budget	FY29-30 Proposed Budget	FY30-31 Proposed Budget	FY31-32 Proposed Budget	FY32-33 Proposed Budget	Five Year Project Total	Ten Year Total	Revenue Totals	Comments
<b>Fund Level Revenues</b>						1	2	3	4	5	6	7	8	9	10				
Regional Park Revenue (15%)	CC1269	FD3018			64,117	440,700	576,300	576,300	576,300	576,300	576,300	576,300	576,300	576,300	576,300	2,745,900	5,627,400		
Interest Earnings - Regional Park					-	609	4,802	10,322	15,895	21,521	27,200	2,933	8,436	13,991	19,599				
Prior Year Forward - Regional Park	IF_Reg				-	60,911	480,155	1,032,201	1,589,492	2,152,077	2,720,007	293,332	843,604	1,399,103	1,959,880				
Less 5% Budgeted Revenues - Regional Park					(3,206)	(22,065)	(29,055)	(29,331)	(29,610)	(29,891)	(30,175)	(28,962)	(29,237)	(29,515)	(29,795)				
Administrative\Constitutional\Jail Fund (49%)	CC1266	FD3015			100,998	659,490	907,800	907,800	907,800	907,800	907,800	907,800	907,800	907,800	907,800	4,290,690	8,829,690		
Interest Earnings - Administrative\Constitutional\Jail Fund					-	959	7,234	10,927	17,654	(1,554)	2,056	10,699	19,425	28,234	7,126				
Prior Year Forward - Administrative\Constitutional\Jail Fund	IF_Admin				-	95,948	723,375	1,092,657	1,765,447	(155,371)	205,563	1,069,926	1,942,500	2,823,364	712,596				
Less 5% Budgeted Revenues - Administrative\Constitutional\Jail Fund					(5,050)	(33,022)	(45,752)	(45,936)	(46,273)	(45,312)	(45,493)	(45,925)	(46,361)	(46,802)	(45,746)				
Fire\Rescue Fund (26%)	CC1267	FD3016			229,799	1,500,525	2,265,500	2,265,500	2,265,500	2,265,500	2,265,500	2,265,500	2,265,500	2,265,500	2,265,500	10,562,525	21,890,025		
Interest Earnings - Fire\Rescue Fund					-	2,183	16,459	15,550	9,220	(7,170)	11,142	28,771	28,566	13,860	23,014				
Prior Year Forward - Fire\Rescue Fund	IF_FR				-	218,309	1,645,882	1,554,998	921,995	(717,021)	1,114,240	2,877,051	2,856,608	1,385,970	2,301,362				
Less 5% Budgeted Revenues - Fire\Rescue Fund					(11,490)	(75,135)	(114,098)	(114,052)	(113,736)	(112,916)	(113,832)	(114,714)	(114,703)	(113,968)	(114,426)				
Law Enforcement Fund (25%)	CC1268	FD3017			174,193	1,137,435	1,565,700	1,565,700	1,565,700	1,565,700	1,565,700	1,565,700	1,565,700	1,565,700	1,565,700	7,400,235	15,228,735		
Interest Earnings - Law Enforcement Fund					-	1,655	12,476	23,469	32,566	9,789	(20,203)	(9,521)	1,263	12,149	23,138				
Prior Year Forward - Law Enforcement Fund	IF_CCISO				-	165,483	1,247,619	2,346,886	3,256,596	978,949	(2,020,336)	(952,114)	126,256	1,214,870	2,313,827				
Less 5% Budgeted Revenues - Law Enforcement Fund					(8,710)	(56,954)	(78,909)	(79,458)	(79,913)	(78,774)	(77,275)	(77,809)	(78,348)	(78,892)	(79,442)				
Libraries and Culture	CC1270	FD3019			63,549	414,960	571,200	571,200	571,200	571,200	571,200	571,200	571,200	571,200	571,200	2,699,760	5,555,760		
Interest Earnings - Libraries and Culture					-	604	4,552	10,021	15,543	21,117	26,744	32,424	38,159	43,948	49,792				
Prior Year Forward - Libraries and Culture	IF_LC				-	60,372	455,157	1,002,121	1,554,281	2,111,687	2,674,388	3,242,435	3,815,878	4,394,769	4,979,159				
Less 5% Budgeted Revenues - Libraries and Culture					(3,177)	(20,778)	(28,788)	(29,061)	(29,337)	(29,616)	(29,897)	(30,181)	(30,468)	(30,757)	(31,050)				
Community Park Fees - Middleburg and West Clay District 1 (45%)	CC1271	FD3020			5,753	37,565	19,839	19,839	19,839	19,839	19,839	19,839	19,839	19,839	19,839	116,921	216,116		
Interest Earnings - Community Park District 1					-	55	412	406	400	394	388	381	375	369	362				
Prior Year Forward - Community Park District 1	IF_P1				-	5,465	41,204	40,604	39,997	39,385	38,768	38,144	37,514	36,879	36,237				
Less 5% Budgeted Revenues - Community Park District 1					(288)	(1,881)	(1,013)	(1,012)	(1,012)	(1,012)	(1,011)	(1,011)	(1,011)	(1,010)	(1,010)				
Community Park Fees - Orange Park, Lakeside, Fleming Island District 2	CC1272	FD3021			5,392	35,210	39,678	39,678	39,678	39,678	39,678	39,678	39,678	39,678	39,678	193,922	392,312		
Interest Earnings - Community Park District 2					-	51	386	370	354	337	321	304	287	270	252				
Prior Year Forward - Community Park District 2	IF_P2				-	5,122	38,621	37,004	35,371	33,723	32,060	30,380	28,685	26,974	25,246				
Less 5% Budgeted Revenues - Community Park District 2					(270)	(1,763)	(2,003)	(2,002)	(2,002)	(2,001)	(2,000)	(1,999)	(1,998)	(1,997)	(1,997)				
Community Park Fees - Keystone Heights, South Clay District 7 (45%)	CC1274	FD3023			1,619	10,570	19,839	19,839	19,839	19,839	19,839	19,839	19,839	19,839	19,839	89,926	189,121		
Interest Earnings - Community Park District 7					-	15	116	107	98	89	80	71	62	52	43				
Prior Year Forward - Community Park District 7	IF_P7				-	1,538	11,594	10,712	9,822	8,924	8,016	7,101	6,176	5,243	4,301				
Less 5% Budgeted Revenues - Community Park District 7					(81)	(529)	(998)	(997)	(997)	(996)	(996)	(996)	(995)	(995)	(994)				
Community Park Fees - Lake Asbury, Green Cove Springs District 4 (45%)	CC1273	FD3022			176,708	1,153,856	1,468,086	1,468,086	1,468,086	1,468,086	1,468,086	1,468,086	1,468,086	1,468,086	1,468,086	7,026,200	14,366,630		
Interest Earnings - Community Park District 4					-	1,679	12,656	12,042	11,423	10,797	10,166	9,528	8,885	8,235	7,579				
Prior Year Forward - Community Park District 4	IF_P4				-	167,873	1,265,631	1,204,250	1,142,286	1,079,733	1,016,586	952,840	888,487	823,524	757,943				
Less 5% Budgeted Revenues - Community Park District 4					(8,835)	(57,777)	(74,037)	(74,006)	(73,975)	(73,944)	(73,913)	(73,881)	(73,849)	(73,816)	(73,783)				
Community Park Fees - Branan Field, Oakleaf District 5 (45%)	CC1275	FD3024			31,249	204,044	59,517	59,517	59,517	59,517	59,517	59,517	59,517	59,517	59,517	442,112	739,697		
Interest Earnings - Community Park District 5					-	297	2,238	2,230	2,221	2,212	2,204	2,195	2,186	2,177	2,168				
Prior Year Forward - Community Park District 5	IF_P5				-	29,687	223,810	222,961	222,103	221,237	220,363	219,481	218,590	217,691	216,783				
Less 5% Budgeted Revenues - Community Park District 5					(1,562)	(10,217)	(3,088)	(3,087)	(3,087)	(3,086)	(3,086)	(3,086)	(3,085)	(3,085)	(3,084)				



**Exhibit B**

Clay County Capital Improvement Plan  
TABLE 2 - Summary Report Fiscal Years 2021/2022 through 2026/2027

Section I Comprehensive Plan Capital Improvements - Capital Improvement Element (CIE) - Expenditures																			
Project Name	Division #	Workday Account #	Object #	Funding Code	FY22-23 Proposed Budget	FY23-24 Proposed Budget	FY24-25 Proposed Budget	FY25-26 Proposed Budget	FY26-27 Proposed Budget	FY27-28 Proposed Budget	FY28-29 Proposed Budget	FY29-30 Proposed Budget	FY30-31 Proposed Budget	FY31-32 Proposed Budget	FY32-33 Proposed Budget	Five Year Project Total	Years 6-25	Total Project	Comments
																0	0	0	

Clay County Capital Improvement Plan  
TABLE 2 - Summary Report Fiscal Years 2021/2022 through 2026/2027

Section II Non-Comprehensive Plan Capital Improvements																				
Project Name	Division #	Workday Account #	Fund #	Funding Code	FY22-23 Proposed Budget	FY23-24 Proposed Budget	FY24-25 Proposed Budget	FY25-26 Proposed Budget	FY26-27 Proposed Budget	FY27-28 Proposed Budget	FY28-29 Proposed Budget	FY29-30 Proposed Budget	FY30-31 Proposed Budget	FY31-32 Proposed Budget	FY32-33 Proposed Budget	Five Year Project Total	Ten Year Total	Years 6-25	Total Project	Comments
																0	0			
																0	0			
District 1 Project (Middleburg/West Clay)	IF_P1	Future20	IF_P1				19,839	19,839	19,839	19,839	19,839	19,839	19,839	19,839	19,839	79,356	178,551			
District 2 Project (OP/Lakeside/Fleming Island)	IF_P2	Future21	IF_P2				39,678	39,678	39,678	39,678	39,678	39,678	39,678	39,678	39,678	158,712	357,102			
District 7 Project (Keystone Heights/South Clay)	IF_P7	Future22	IF_P7				19,839	19,839	19,839	19,839	19,839	19,839	19,839	19,839	19,839	79,356	178,551			
District 4 Project (Lake Asbury/GCS/SouthEast Clay)	IF_P4	Future23	IF_P4				1,468,086	1,468,086	1,468,086	1,468,086	1,468,086	1,468,086	1,468,086	1,468,086	1,468,086	5,872,344	13,212,774			
District 5 Project (Branan Field/Oakleaf)	IF_P5	Future24	IF_P5				59,517	59,517	59,517	59,517	59,517	59,517	59,517	59,517	59,517	238,068	535,653			
Regional Park - Future Phases	IF_Reg	Future25	IF_Reg								3,000,000					0	3,000,000			
Fire Station 20 - GCS	IF_FR	PRJ100190	IF_FR				2,000,000									2,000,000	2,000,000			
Fire Station 22 - Fleming Island	IF_FR	PRJ100357	IF_FR					1,500,000	1,000,000							2,500,000	2,500,000			
Fire Station 15 - Lake Asbury	IF_FR	PRJ100285	IF_FR					1,000,000	1,700,000							2,700,000	2,700,000			
Fire Station 1 - Branan Field	IF_FR	PRJ100563	IF_FR													0	0			
Fire Station 21 - Green Cove North	IF_FR	Future11	IF_FR										1,500,000	500,000		0	2,000,000			
Fire Station 16 - Penney Farms	IF_FR	Future9	IF_FR									2,000,000				0	2,000,000			
Fire Station 17 - Peoria Rd	IF_FR	Future10	IF_FR										2,000,000			0	2,000,000			
Fire Station 13 - Clay Hill	IF_FR	Future8	IF_FR													0	0			
Fire Station 5 - Middleburg West	IF_FR	Future28	IF_FR																	
E911 Consolidation Bldg/Training Facility	IF_Admin	PRJ100208	IF_Admin						1,500,000	500,000						2,000,000	2,000,000			
Sheriff Office Building	IF_CCSC	Future14	IF_CCSC						3,000,000	4,000,000						7,000,000	7,000,000			
New Jail	IF_Admin	Future13	IF_Admin											3,000,000	3,000,000	0	6,000,000			
Admin Building 3rd Floor	IF_Admin	PRJ100611	IF_Admin				500,000									500,000	500,000			
Multi Agency Warehouse	IF_Admin	PRJ100612	IF_Admin					200,000	1,300,000							1,500,000	1,500,000			
Multi Agency Warehouse	IF_FR	Future19A	IF_FR					200,000	300,000							500,000	500,000			
Multi Agency Warehouse	IF_CCSC	Future19B	IF_CCSC					200,000	300,000							500,000	500,000			
Equipment - Sheriff - Capital & Vehicles - Capacity	IF_CCSC	CCSOV	IF_CCSC				400,000	400,000	496,000	496,000	400,000	400,000	400,000	400,000	400,000	1,792,000	3,792,000			
Equipment - Public Safety - Capacity	IF_FR	CCFRV	IF_FR				258,745	100,000	800,000	314,152	400,000	200,000	150,000	750,000		1,472,897	2,972,897			
																0	0			
																0	0			
																0	0			
																0	0			
																0	0			
																0	0			
																0	0			
																0	0			
																0	0			
<b>Subtotal - Impact Fee Fund</b>					<b>0</b>	<b>0</b>	<b>4,765,704</b>	<b>5,206,959</b>	<b>12,002,959</b>	<b>6,917,111</b>	<b>5,406,959</b>	<b>4,206,959</b>	<b>5,656,959</b>	<b>6,256,959</b>	<b>5,006,959</b>	<b>28,892,733</b>	<b>55,427,528</b>		<b>0</b>	

out 5 years

### Exhibit C

**Clay County Capital Improvement Plan**  
**TABLE 1 - Summary Report Fiscal Years 2021/2022 through 2026/2027**  
**Capital Funds Revenues**

Revenue Sources	Workday Fund #	Object #	Funding Code	FY19-20 Actuals	FY20-21 Actuals	FY21-22 Actuals	FY22-23 UnAudited Actuals	FY23-24 Proposed Budget	FY24-25 Proposed Budget	FY25-26 Proposed Budget	FY26-27 Proposed Budget	Five Year Project Total	Revenue Totals	Comments
<b>Fund Level Revenues</b>														
Interest Earnings - 2020 Bond Fund	FD3010	361000		355,021	192,657	222,597	2,254,742	1,475,000	196,493			5,126,021		Interest
Prior Year Carry Forward - 2020 Bond Fund	FD3010	399002		0	129,249,192	127,563,278	115,424,718	93,332,389	14,521,456	(0)				Spend down of Fund Balance
Clay County Utility Authority Project Contributions	FD3010	366000					1,501,558	1,524,395				3,025,953		
Florida Department of Transportation	FD3010	334400						1,740,169				1,740,169		
<b>Subtotal - 2020 Bond Fund</b>	FD3010	320		<b>129,363,402</b>	<b>129,441,849</b>	<b>127,785,875</b>	<b>119,181,018</b>	<b>98,071,953</b>	<b>14,717,949</b>	<b>(0)</b>	<b>0</b>			

### Exhibit C

**Clay County Capital Improvement Plan**  
**TABLE 2 - Summary Report Fiscal Years 2021/2022 through 2026/2027**

Section I Comprehensive Plan Capital Improvements - Capital Improvement Element (CIE) - Expenditures															
Project Name	Workday Account #	Workday Fund #	Funding Code	FY19-20 Actuals	FY20-21 Actuals	FY21-22 Actuals	FY22-23 UnAudited Actuals	FY23-24 Proposed Budget	FY24-25 Proposed Budget	FY25-26 Proposed Budget	FY26-27 Proposed Budget	FY23/24 - End Project Total	Total Project	Comments	
Proj #1 CR218 - Pinetree Ln. to Cosmos Ave. 4Ln.	PRJ100147	FD3010	BP	23,294	1,407,322	2,047,155	420,907	10,587,629	2,694,529	0		13,282,158	17,180,836	CCUA paying \$424,395 in FY20-21	
Proj #1 CR218 - Pinetree Ln. to Cosmos Ave. 4Ln. (CCUA)	PRJ100147B	FD3010	BP					424,395				424,395	424,395		
Proj #2 CR209 - Peters Creek south to US17 4Ln.	PRJ100196	FD3010	BP	13,599	437,017	1,134,062	2,136,238	14,439,367	7,350,734	0		21,790,101	25,511,017		
Proj #2 CR209 - Peters Creek south to US17 4Ln. (FDOT)	PRJ100196B	FD3010	BP					1,740,169				1,740,169	1,740,169		
Proj #3A CR209 - Peters Creek to Sandridge	PRJ100199	FD3010	BP	23,193	582,474	1,865,579	2,128,247	7,403,501		0		7,403,501	12,002,994	Projects include contingency and legal fees	
Proj #3B CR209 - Sandridge Intersection	PRJ100199B	FD3010	BP					0		0	0	0	0		
Proj #4 CR739B - Henley to west of CR209	PRJ100200	FD3010	BP	23,261	656,920	1,804,966	8,495,004	14,205,603	2,727,426	0		16,933,029	27,913,180	Projects include contingency and legal fees	
Proj #4 CR739B - Henley to west of CR209 (CCUA)	PRJ100200B	FD3010	BP					1,501,558		0		1,501,558	1,501,558		
Proj #5 CR220 - Baxley Rd. to west of Henley Rd.	PRJ100201	FD3010	BP	14,033	462,882	978,568	1,610,685	1,790,678		0		1,790,678	4,856,846	Projects include contingency and legal fees	
Proj #6A FCC from Maryland Ave. to US17	PRJ100202	FD3010	BP	13,735	325,503	932,556	1,929,558	8,215,137	0	0		8,215,137	11,416,489	Projects include contingency and legal fees	
Proj #6A FCC from Maryland Ave. to US17 (CCUA)	PRJ100202B	FD3010	BP					1,100,000	0	0		1,100,000	1,100,000	Projects include contingency and legal fees	
Proj #6A FCC from Maryland Ave. to US17 (FDOT)	PRJ100202C	FD3010	BP						0	0		0	0		
Proj #6B FCC from SR23 to Maryland Ave.	PRJ100203	FD3010	BP	3,095	799,259	3,598,271	9,127,990	22,142,460	1,945,260	0		24,087,720	37,616,335	Projects include contingency and legal fees	
<b>Subtotal - 2020 Bond Fund</b>				<b>114,210</b>	<b>1,407,322</b>	<b>12,361,157</b>	<b>25,848,629</b>	<b>83,550,497</b>	<b>14,717,949</b>	<b>0</b>		<b>98,268,446</b>	<b>0</b>	<b>141,263,819</b>	Includes proceeds and using interest earned

**Exhibit D**

Clay County Capital Improvement Plan  
**TABLE 1 - Summary Report Fiscal Years 2021/2022 through 2026/2027**  
 Capital Funds Revenues

Revenue Sources	Workday Fund #	FY21-22 Actuals	FY22-23 Proposed Budget	FY23-24 Proposed Budget	FY24-25 Proposed Budget	FY25-26 Proposed Budget	FY26-27 Proposed Budget	FY27-28 Proposed Budget	FY28-29 Proposed Budget	FY29-30 Proposed Budget	FY30-31 Proposed Budget	FY31-32 Proposed Budget	FY32-33 Proposed Budget	Five Year Project Total	Ten Year Total	Revenue Totals	Comments
				1	2	3	4	5	6	7	8	9	10				
Solid Waste Fund	FD4000	-		3,097,490	1,150,000	6,820,000	4,600,000	5,400,000						21,067,490	21,067,490	21,067,490	Charges for Service
Building Fund	FD1028	-	2,334,912	8,000,000	8,501,038	-	-							16,501,038	16,501,038	18,835,950	Building Fees
Public Safety \$12.50 Surcharge Expenses	FD3000	463,527												0	0	463,527	
Atlantis Drive (CCUA Funding)	PRJ100198	0												0	0	0	CCUA paying \$1,108,792 (Paid Feb FY20-21), State paying \$2,065,000
Fairgrounds Sewer Improvements	PRJ100173			645,000										645,000	645,000	645,000	
DEO Grant - NE Sports Complex	PRJ100304		200,000											0	0	200,000	
Aquarius Concourse (CCUA Funding)	PRJ100386	620,451	1,484,997											0	0	2,105,448	CCUA paid \$2,105,447 July 2022
Pickleball Courts (City of GCS Funding)	PRJ100356		15,000											0	0	15,000	City of GCS paid \$15,000 Sept 2023
<b>Subtotal Funds</b>		<b>1,083,978</b>	<b>4,034,909</b>	<b>11,742,490</b>	<b>9,651,038</b>	<b>6,820,000</b>	<b>4,600,000</b>	<b>5,400,000</b>						<b>38,213,528</b>		<b>43,332,415</b>	

**Exhibit D**

Clay County Capital Improvement Plan  
**TABLE 2 - Summary Report Fiscal Years 2021/2022 through 2026/2027**  
 Section I Comprehensive Plan Capital Improvements - Capital Improvement Element (CIE)

Project Name	Workday Account #	FY21-22 Actuals	FY22-23 UnAudited Actuals	FY23-24 Proposed Budget	FY24-25 Proposed Budget	FY25-26 Proposed Budget	FY26-27 Proposed Budget	FY27-28 Proposed Budget	FY28-29 Proposed Budget	FY29-30 Proposed Budget	FY30-31 Proposed Budget	FY31-32 Proposed Budget	FY32-33 Proposed Budget	Five Year Project Total	Ten Year Total	Years 6-25	Total Project	Comments
<b>Subtotal Other Projects - Capital Improvement Element (CIE)</b>		<b>0</b>	<b>0</b>	<b>0</b>	<b>0</b>	<b>0</b>	<b>0</b>	<b>0</b>	<b>0</b>	<b>0</b>	<b>0</b>	<b>0</b>	<b>0</b>	<b>0</b>	<b>0</b>	<b>0</b>	<b>0</b>	<b>0</b>

Clay County Capital Improvement Plan  
**TABLE 2 - Summary Report Fiscal Years 2021/2022 through 2026/2027**  
 Section II Non-Comprehensive Plan Capital Improvements

Project Name	Workday Account #	FY21-22 Actuals	FY22-23 UnAudited Actuals	FY23-24 Proposed Budget	FY24-25 Proposed Budget	FY25-26 Proposed Budget	FY26-27 Proposed Budget	FY27-28 Proposed Budget	FY28-29 Proposed Budget	FY29-30 Proposed Budget	FY30-31 Proposed Budget	FY31-32 Proposed Budget	FY32-33 Proposed Budget	Five Year Project Total	Ten Year Total	Years 6-25	Total Project	Comments
<b>ENVIRONMENTAL</b>																		
Enviro Services-Solid Waste Facilities Upgrade	PRJ100292			3,097,490	1,150,000	6,820,000	4,600,000	5,400,000						21,067,490	21,067,490		42,134,980	Funded through saved user fees in reserves
<b>Subtotal Solid Waste Fund</b>		<b>0</b>	<b>0</b>	<b>3,097,490</b>	<b>1,150,000</b>	<b>6,820,000</b>	<b>4,600,000</b>	<b>5,400,000</b>						<b>21,067,490</b>	<b>21,067,490</b>		<b>42,134,980</b>	
<b>OTHER PROJECTS</b>																		
Building Department Building	PRJ100387		2,334,912	8,000,000	8,501,038									16,501,038	16,501,038		18,835,950	Location is To Be Determined
Fairgrounds Sewer Improvements	PRJ100173			645,000										645,000	645,000		645,000	Infra. improves. \$645K from TT. Grant applied for
DEO Grant - NE Sports Complex	PRJ100304		200,000											0	0		200,000	
Aquarius Concourse (CCUA Funding)	PRJ100386	650,000	1,455,448											0	0		2,105,448	CCUA paid \$2,105,447 July 2022
Pickleball Courts (City of GCS Funding)	PRJ100356		15,000											0	0		15,000	City of GCS paid \$15,000 Sept 2023
<b>Subtotal Other Projects</b>		<b>650,000</b>	<b>4,005,360</b>	<b>8,645,000</b>	<b>8,501,038</b>	<b>0</b>	<b>0</b>	<b>0</b>						<b>17,146,038</b>	<b>17,146,038</b>		<b>21,801,398</b>	

**Exhibit E**

**Clay County Capital Improvement Plan**  
**TABLE 1 - Summary Report Fiscal Years 2021/2022 through 2026/2027**  
**Capital Funds Revenues**

Revenue Sources	Workday Fund #	FY21-22 Actuals	FY22-23 UnAudited Actuals	FY23-24 Proposed Budget	FY24-25 Proposed Budget	FY25-26 Proposed Budget	FY26-27 Proposed Budget	FY27-28 Proposed Budget	FY28-29 Proposed Budget	FY29-30 Proposed Budget	FY30-31 Proposed Budget	FY31-32 Proposed Budget	FY32-33 Proposed Budget	Five Year Project Total	Ten Year Project Total	Revenue Totals	Comments
<b>Project Specific Revenue</b>																	
DEO Grant - NE Sports Complex	FD3003	1,414,969	1,585,031											0	0	3,000,000	Received \$1,000,000 FY21-22
State Grant - FDACS Fairgrounds Project	FD3003	27,403	153,432	729,165										729,165	729,165	910,000	FDACS State grant agreement amounts
Fairgrounds - FDACS Exhibit Hall Remodel	FD3003	75,871	424,129											0	0	500,000	FDACS State grant agreement amounts. Completed
State Grant - Oakleaf Plantation Parkway	FD3003	1,805	13,406	1,452,092	1,532,697									2,984,789	2,984,789	3,000,000	LAP agreement amounts
State Grant - CR220 - SR21 (Blanding Blvd) to Henley - (Non-Bonded)	FD3003		54,324	3,945,676										3,945,676	3,945,676	4,000,000	LAP agreement amounts
State Grant - Greenway Trail (Design)	FD3003		132,213	367,787										367,787	367,787	500,000	Grant agreement for trail design
State Grant - Greenway Trail Construction	FD3003			1,500,000										1,500,000	1,500,000	1,500,000	Grant agreement for construction
State Grant (LAP) - CR220 West of Lakeshore Drive to Old Hard Road	FD3003			35,000										35,000	35,000	35,000	LAP agreement amounts
State Grant (LAP) - CR220 Int. Impr. - Lakeshore Drive to Old Hard Road	FD3003			1,783,983										1,783,983	1,783,983	1,783,983	LAP agreement amounts. BCC approved 12/13/22
State Grant (LAP) - Doctors Inlet Elementary School	FD3003		134,821	824,288										824,288	824,288	959,109	LAP agreement amounts
State Grant - FDLE - Office of Criminal Justice - Jail Expansion Grant	FD1000		1,000,000											0	0	1,000,000	Public Safety Grant tied with ARPA Health Dept Reno
Federal Grant (LAP) - CR220-Town Center Intersection	FD3003		413,180											0	0	413,180	LAP agreement amounts
Federal Grant (LAP) - Sidewalk-CR218 Clay Elementary to Taylor Rd.	FD3003			790,798										790,798	790,798	790,798	LAP agreement amounts
Federal Grant - Ridaught Landing Drainage	FD3003	14,925	3,603	-										0	0	18,528	Agreement = \$23,523, fund 131 reimb \$16,022.75
Federal Grant - Knight Box CR220 Drainage Improvements	FD3003	35,336	67,535	-										0	0	102,871	Agreement = \$111,868, fund 131 reimb \$16,277.72
Federal Grant - Tumbleweed Dr Tanglewood Drainage Improvements	FD3003	14,562	26,545	-										0	0	41,107	FEMA agreement amounts
Federal Grant - Homestead Rd Drainage Improvements	FD3003	8,825	15,113	-										0	0	23,938	FEMA agreement amounts, Expires 8/31/21
Federal Grant - Greenwood Drainage Improvements	FD3003	17,946	85,851	-										0	0	103,797	Agreement = \$119,381, fund 131 reimb \$17,171.25
State Grant - Fire Station #20	FD3003			750,000										750,000	750,000	750,000	Grant agreement for construction
State Grant - Fire Station #24	FD3003			750,000										750,000	750,000	750,000	Grant agreement for construction
State Grant - Substance Abuse Recovery Center	FD3003			3,000,000										3,000,000	3,000,000	3,000,000	
State Grant - Clay County Regional Sports Complex	FD3003			1,000,000										1,000,000	1,000,000	1,000,000	Grant agreement for construction
Turn Lanes - Regional Sports Complex	FD3003			1,500,000										1,500,000	1,500,000	1,500,000	Grant agreement for design and construction
State Grant - Clay County Greenways Expansion	FD3003			1,000,000										1,000,000	1,000,000	1,000,000	Grant agreement for construction
Spencer Industrial Complex	FD3003			3,562,500										3,562,500	3,562,500	3,562,500	Design/Construction FY23-24. Grant pays \$4.75 mil. County pays 25%
Petco Love Animal Welfare Organizations (AWO)	FD3003		50,000											0	0	50,000	Received Contribution \$50,000 in May FY22-23
Federal Grant-Indigo Branch	FD3003		195,191											0	0	195,191	Hazard Mitigation Grant Program (90%)
<b>Subtotal - Grants</b>	<b>FD3003</b>	<b>1,611,642</b>	<b>4,354,374</b>	<b>22,991,289</b>	<b>1,532,697</b>	<b>0</b>	<b>0</b>	<b>0</b>						<b>24,523,986</b>	<b>24,523,986</b>	<b>24,523,986</b>	Grants agreement for construction

**Exhibit E**

**TABLE 2 - Summary Report Fiscal Years 2021/2022 through 2026/2027**

<b>Section I Comprehensive Plan Capital Improvements - Capital Improvement Element (CIE)</b>																		
Project Name	Workday Account #	FY21-22 Actuals	FY22-23 UnAudited Actuals	FY23-24 Proposed Budget	FY24-25 Proposed Budget	FY25-26 Proposed Budget	FY26-27 Proposed Budget	FY27-28 Proposed Budget						Five Year Project Total	Ten Year Project Total	Years 6-25	Total Project	Comments
Oakleaf Plantation Parkway	PRJ100347	1,805	264,114	1,201,384	1,532,697									2,734,081	2,734,081		3,000,000	Des FY20-21, Const FY21-22, State paying \$3,000,000
CR220 - SR21(Blanding Blvd) to Henley (Quad West)	PRJ100212		54,324	3,945,676										3,945,676	3,945,676		4,000,000	Carryover to completion, State paying \$4,000,000
<b>Subtotal - Grants - Capital Improvement Element (CIE)</b>		<b>1,805</b>	<b>318,438</b>	<b>5,147,060</b>	<b>1,532,697</b>	<b>0</b>	<b>0</b>	<b>0</b>						<b>6,679,757</b>	<b>6,679,757</b>		<b>7,000,000</b>	

**TABLE 2 - Summary Report Fiscal Years 2021/2022 through 2026/2027**

<b>Section II Non-Comprehensive Plan Capital Improvements</b>																		
Project Name	Workday Account #	FY21-22 Actuals	FY22-23 UnAudited Actuals	FY23-24 Proposed Budget	FY24-25 Proposed Budget	FY25-26 Proposed Budget	FY26-27 Proposed Budget	FY27-28 Proposed Budget						Five Year Project Total	Ten Year Project Total	Years 6-25	Total Project	Comments
DEO Grant - NE Sports Complex	PRJ100304	1,414,969	1,585,031											0	0		3,000,000	Land Acquis & Design FY20-21, Con FY21-22, St -\$3M
Fairgrounds - FDACS Livestock Pavilion Infrastr	PRJ100302	27,403	126,029	756,568										756,568	756,568		910,000	Infrastructure Improvements - agreement Aug 2021
Fairgrounds - FDACS Exhibit Hall Remodel	PRJ100301	75,871	424,129											0	0		500,000	Renovate and carryover to completion. Grant Completed 2/2022
Greenway Trail-Jennings Park (Design)	PRJ100365		204,851	295,149										295,149	295,149		500,000	Design of trail from Live Oak LN to Jennings Park
Greenway Trail Construction	PRJ100407			1,500,000										1,500,000	1,500,000		1,500,000	Paving Live Oak Lane, parking areas, restroom facilities, trails
CR220 West of Lakeshore Drive to Old Hard Road	PRJ100395			35,000										35,000	35,000		35,000	Intersection improvement. Design FY21-22, Const FY22-23
CR220 Int. Impr. - Lakeshore Drive to Old Hard Road	PRJ100414			1,783,983										1,783,983	1,783,983		1,783,983	Intersection improvement. Const FY22-23
Sidewalk - Doctors Inlet Elementary School	PRJ100608				134,821	824,288								959,109	959,109		959,109	FDOT paying \$959,500
CR220 - Town Center Intersection	PRJ100299		413,180											0	0		413,180	Carryover to completion
Sidewalk - CR218-Clay Hill Elem to Taylor Rd.	PRJ100330			790,798										790,798	790,798		790,798	Completion in FY20-21
Ridaught Landing Drainage Improvements	PRJ100293	14,925	3,603											0	0		18,528	\$21,363.66 spent in fund 131 FY19-20, FEMA pays 75%
Knight Box & CR220 Drainage Improvements	PRJ100294	35,336	67,535											0	0		102,871	\$21,703.62 spent in fund 131 FY19-20, FEMA pays 75%
Tumbleweed Dr.-Tanglewood Village Drainage	PRJ100295	14,562	26,545											0	0		41,107	Complete in FY21-22, Fed pays 75%
Homestead Rd Drainage - Tanglewood	PRJ100296	8,825	15,113											0	0		23,938	Complete in FY21-22, Fed pays 75%
Greenwood Drainage Improvements	PRJ100297	17,946	85,851											0	0		103,797	\$22,895 spent in fund 131 FY19-20, FEMA pays 75%
Fairgrounds Sewer Improvements	PRJ100173	0												0	0		0	Infra. improves. \$645K from TT. Grant applied for
FDLE - Office of Criminal Justice - Jail Expansion Grant	PRJ100411		1,000,000											0	0		1,000,000	Public Safety Grant tied with ARPA Health Dept Reno
Fire Station #20	PRJ100190			750,000										750,000	750,000		750,000	Grant agreement for construction
Fire Station #24	PRJ100286			750,000										750,000	750,000		750,000	Grant agreement for construction

**Exhibit E**

**TABLE 2 - Summary Report Fiscal Years 2021/2022 through 2026/2027**

Section II Non-Comprehensive Plan Capital Improvements																		
Project Name	Workday Account #	FY21-22 Actuals	FY22-23 UnAudited Actuals	FY23-24 Proposed Budget	FY24-25 Proposed Budget	FY25-26 Proposed Budget	FY26-27 Proposed Budget	FY27-28 Proposed Budget						Five Year Project Total	Ten Year Project Total	Years 6-25	Total Project	Comments
Substance Abuse Recovery Center	PRJ100564			3,000,000										3,000,000	3,000,000		3,000,000	
Clay County Regional Sports Complex	PRJ100304			1,000,000										1,000,000	1,000,000		1,000,000	Grant agreement for construction
Turn Lanes - Regional Sports Complex	PRJ100469			1,500,000										1,500,000	1,500,000		1,500,000	Grant agreement for design and construction
Clay County Greenways Expansion	PRJ100560			1,000,000										1,000,000	1,000,000		1,000,000	Grant agreement for construction
Spencer Industrial Complex	PRJ100561			3,562,500										3,562,500	3,562,500		3,562,500	Design/Construction FY23-24. Grant pays \$4.75 mil. County pays 25%
Petco Love Animal Welfare Organizations (AWO)	PRJ100449			50,000										50,000	50,000		50,000	Can go towards Design
Indigo Branch (HMPG)	PRJ100450			196,740										196,740	196,740		196,740	Hazard Mitigation Grant Program (90%)
<b>Subtotal - Grants - Non-Comprehensive Capital Improvements</b>		<b>1,609,837</b>	<b>3,951,867</b>	<b>16,970,738</b>	<b>134,821</b>	<b>824,288</b>	<b>0</b>	<b>0</b>						<b>17,929,847</b>	<b>17,929,847</b>		<b>23,491,551</b>	
Total All Grants														<b>24,609,604</b>	<b>24,609,604</b>			
Difference Between Revenue and Expense														85,618	85,618			

**Exhibit E**  
**American Rescue Plan Act (ARPA) Spending Plan**  
**EXPENDITURES FY21-22 THROUGH FY24-25**

American Rescue Plan Revenues								
Revenue Sources	ARPA Code	Workday Account #	Fund #	Budget FY 21-22	FY22-23 Ending Budget	FY23-24 Proposed Budget	FY24-25 Proposed Budget	Remaining
Subtotal American Rescue Plan Fund			FD1054	42,500,000	37,574,795	22,631,197	(0)	(0)
Interest Earning - American Rescue Plan Fund				82,229	1,398,582			
<b>Subtotal - American Rescue Plan Fund</b>				<b>42,582,229</b>	<b>38,973,377</b>	<b>22,631,197</b>	<b>(0)</b>	

American Rescue Plan Expenditures								
Project Name	ARPA Code	Workday Account #	Fund #	Actual FY 21-22	FY22-23 Ending Budget	FY23-24 Proposed Budget	FY24-25 Proposed Budget	Total Project
Storm Water/Infrastructure Study	PRJ100368	PRJ100368	FD1054	15,540	196,047	1,581,095		1,792,682
Indigo Branch Drainage	PRJ100369	PRJ100369	FD1054					0
Pine Ridge Project	PRJ100370	PRJ100370	FD1054		665,871			665,871
Park - Twin Lakes Pickleball	PRJ100419	PRJ100419	FD1054		159,022			159,022
Park - Island Forest Playground	PRJ100420	PRJ100420	FD1054			47,729		47,729
Park - WE Varnes - Playground	PRJ100421	PRJ100421	FD1054			118,828		118,828
Park - WE Varnes - Pickleball	PRJ100422	PRJ100422	FD1054		174,422			174,422
Park - Walter Odum Park Drainage Improvements	PRJ100423	PRJ100423	FD1054			947,000		947,000
Park - Eagle Harbor Drainage Improvements	PRJ100424	PRJ100424	FD1054			900,000		900,000
Park - Carl Pugh Drainage Improvements	PRJ100425	PRJ100425	FD1054			0		0
Park - Ronnie Van Zant Erosion Control & Stabilization	PRJ100426	PRJ100426	FD1054			275,000		275,000
Park - Ronnie Van Zant Dock Replacement	PRJ100427	PRJ100427	FD1054			275,000		275,000
Storm Water Improvements-Grove Park Dr E & Grove Park Lane	PRJ100428	PRJ100428	FD1054		472,708			472,708
Habitat Drainage	PRJ100429	PRJ100429	FD1054		85,925			85,925
Care Connect Information Network	PRJ100430	PRJ100430	FD1054		50,000	50,000		100,000
Jail Improvements/Conversion	PRJ100331	PRJ100331	FD1054	248,400	85,550	4,406,450		4,740,400
CCSO Jail Air Handlers Replacement	PRJ100443	PRJ100443	FD1054			708,000		708,000
Purchase Of Rescue Units	ARPA6	ARPA6	FD1054		1,165,060	300,000		1,465,060
Health Department Renovation	PRJ100334	PRJ100334	FD1054	102,005	3,035,649	2,812,346		5,950,000
Countywide Storm Water Improvements	PRJ100332	PRJ100332	FD1054			846,331		846,331
Drainage - Hagans Court	PRJ100332A		FD1054		62,088			62,088
Drainage - Hibernia Forest Drive	PRJ100332B		FD1054		106,035			106,035
Drainage - Live Oak Lane	PRJ100332C		FD1054		77,022			77,022
Drainage - Botany Street	PRJ100431	PRJ100431	FD1054		162,739			162,739
Drainage - Honeysuckle Circle	PRJ100332D		FD1054		105,830			105,830
Drainage - Morningside at Aletha	PRJ100332E	PRJ100332	FD1054		58,387			58,387
Drainage - Olde Sutton Parke Drive	PRJ100434	PRJ100434	FD1054		111,520			111,520
Drainage - Scorpio Lane	PRJ100435	PRJ100435	FD1054		181,016			181,016
Drainage - Morningside Drive and Acorn Manor	PRJ100436	PRJ100436	FD1054		75,909			75,909
Drainage - Henley Road	PRJ100437	PRJ100437	FD1054		454,178			454,178

American Rescue Plan Expenditures									
Project Name	ARPA Code	Workday Account #	Fund #	Actual FY 21-22	FY22-23 Ending Budget	FY23-24 Proposed Budget	FY24-25 Proposed Budget	Total Project	
Drainage - Oak Drive South	PRJ100438	PRJ100438	FD1054		183,654				183,654
Drainage - Industrial Loop	PRJ100439	PRJ100439	FD1054		316,541				316,541
Drainage - Acorn Chase Drive	PRJ100442	PRJ100442	FD1054		178,093				178,093
Filmore Street Drainage Improvements	PRJ100448	PRJ100448	FD1054		305,449				305,449
Drainage - 620 Arthur Moore Drive	PRJ100453	PRJ100453	FD1054		133,624				133,624
Acorn Chase Lining Improvements	PRJ100461	PRJ100461	FD1054			117,565			117,565
Harbor Island DR and Starboard Ct Stormwater Improvements	PRJ100462	PRJ100462	FD1054		759,113				759,113
Panda Ave Stormwater Improvements	PRJ100463	PRJ100463	FD1054		79,625	276,731			356,356
Drainage - Kiowa Avenue	PRJ100455	PRJ100455	FD1054		82	225,803			225,885
Drainage - Mesquite Avenue	PRJ100456	PRJ100456	FD1054		82	425,429			425,511
Drainage - Tanglewood Boulevard (ARPA)	PRJ100457	PRJ100457	FD1054		82	259,429			259,511
Timberline Drive	ARPA35	ARPA35	FD1054						
Robert Paine Street and William Ellery Street	ARPA36	ARPA36	FD1054						
Silverado Stormwater Improvements	ARPA37	ARPA37	FD1054						
Laurel Drive Stormwater Improvements	ARPA38	ARPA38	FD1054						
Drainage - Silverado Circle	PRJ100596	PRJ100596	FD1054						
Drainage - Sandy Hollow	PRJ100618	PRJ100618	FD1054			625,611			
Broadband Project	PRJ100333	PRJ100333	FD1054	1,000,000	1,000,000				2,000,000
Refund County Based Health Plan	PRJ100336	PRJ100336	FD1054	1,954,907	450,000	500,000			2,904,907
Keystone Lakes Projects	ARPA11	ARPA11	FD1054		200,000				200,000
Constitutional Requests	ARPA12	ARPA12	FD1054		100,000				100,000
Clerk's Office - Workday	ARPA13	ARPA13	FD1054	656,889	508,326				1,165,215
Clerk's Office - Firewall	ARPA14	ARPA14	FD1054		20,000				20,000
Clerk's Office - VPN	ARPA15	ARPA15	FD1054		5,000				5,000
Clerk's Office - Network Switches	PRJ100454	PRJ100454	FD1054		289,855	23,352			313,207
Clerk's Office - Office 365	PRJ100451	PRJ100451	FD1054		80,309				80,309
Clerk's Office - Virtual CMS	ARPA18	ARPA18	FD1054		150,000				150,000
Clerk's Office - Server Room UPS	PRJ100467	PRJ100467	FD1054		46,711				46,711
Clerk's Office - Virtual Hearing Rooms	ARPA20	ARPA20	FD1054		50,000				50,000
Clerk's Office - Ipads for Check In	ARPA21	ARPA21	FD1054						0
Clerk's Office - Laptops and Cameras	ARPA22	ARPA22	FD1054		45,000				45,000
Clerk's Office - Website Enhancement	ARPA23	ARPA23	FD1054						0
Network Infrastructure Replacement	PRJ100441	PRJ100441	FD1054		191,899	308,101			500,000
Mental Health Counselor	PRJ100446	PRJ100446	FD1054		100,000				100,000
Physical Security Enhancements	PRJ100452	PRJ100452	FD1054		53,500	300,000			353,500
Courthouse Camera and Security	ARPA26	ARPA26	FD1054		1,200,000	175,000			1,375,000
Administrative Expenses	ARPA27	ARPA27	FD1054	279,693	150,000				429,693
Community Programs - SBDC until 2024	ARPA28	ARPA28	FD1054	150,000					150,000
Community Programs - Workforce Housing Subsidy	ARPA29	ARPA29	FD1054	600,000					600,000
Community Programs	PRJ100432	PRJ100432	FD1054		137,035	650,840			787,875
Smart North Florida	ARPA31	ARPA31	FD1054		145,780				145,780
DEO Grant - NE Sports Complex	PRJ100304	PRJ100304	FD1054		1,977,442	1,122,558			3,100,000
Multi Factor Authentication Implementation	PRJ100464	PRJ100464	FD1054						0
Way Free Clinic - Mobile Medical	PRJ100567	PRJ100567	FD1054			300,000			300,000
Way Free Clinic	PRJ100630	PRJ100630	FD1054			250,000			250,000
Clay County Development Authority (CCDA) College Drive Proper	PRJ100584	PRJ100584	FD1054			0			0
Neptune Park - Phase II - Multi-purpse fields	PRJ100355	PRJ100355	FD1054			80,000			80,000
Studio Setup at EOC	PRJ100585	PRJ100585	FD1054			25,000			25,000
Crosswalk at Thunderbolt School - 4 way stop	PRJ100586	PRJ100586	FD1054			50,000			50,000

CR220 Int. Impr. - Lakeshore Drive to Old Hard Road	PRJ100414	PRJ100414	FD1054		250,000	250,000
---	-----------	-----------	--------	--	---------	---------



American Rescue Plan Expenditures									
Project Name	ARPA Code	Workday Account #	Fund #	Actual FY 21-22	FY22-23 Ending Budget	FY23-24 Proposed Budget	FY24-25 Proposed Budget	Total Project	
Fire Station 15 (partial property)	PRJ100587	PRJ100587	FD1054			1,000,000		1,000,000	
Library on the Go	PRJ100588	PRJ100588	FD1054					0	
Park on the Go	PRJ100589	PRJ100589	FD1054					0	
Williams Park Boat Ramp	PRJ100590	PRJ100590	FD1054					0	
Veterans Park (Feasibility Study and Site Plan)	PRJ100591	PRJ100591	FD1054			250,000		250,000	
Septic to Sewer Plan - County Wide	PRJ100592	PRJ100592	FD1054			300,000		300,000	
Proj #3B CR209 - Sandridge Intersection	PRJ100199	PRJ100199	FD1054			1,847,999		1,847,999	
<b>GRAND TOTAL</b>				<b>5,007,434</b>	<b>16,342,180</b>	<b>22,631,197</b>	<b>-</b>	<b>43,355,200</b>	

GR010019 - Expires 12/31/2024











# 2023-2024-20 Capital Plan Amendment Resolution\_2023-12-12 BCC#31B

Final Audit Report

2023-12-20

Created:	2023-12-15
By:	Lisa Osha (Lisa.Osha@claycountygov.com)
Status:	Signed
Transaction ID:	CBJCHBCAABAAwsZRMV_0FToqccH0NMc5P69S8BV7RMr

## "2023-2024-20 Capital Plan Amendment Resolution\_2023-12-12 BCC#31B" History

-  Document created by Lisa Osha (Lisa.Osha@claycountygov.com)  
2023-12-15 - 8:02:44 PM GMT
-  Document emailed to clayesign@claycountygov.com for signature  
2023-12-15 - 8:03:23 PM GMT
-  Email viewed by clayesign@claycountygov.com  
2023-12-20 - 5:32:03 PM GMT
-  Signer clayesign@claycountygov.com entered name at signing as Jim Renninger  
2023-12-20 - 5:32:23 PM GMT
-  Document e-signed by Jim Renninger (clayesign@claycountygov.com)  
Signature Date: 2023-12-20 - 5:32:25 PM GMT - Time Source: server
-  Document emailed to bccdocs@clayclerk.com for signature  
2023-12-20 - 5:32:27 PM GMT
-  Email viewed by bccdocs@clayclerk.com  
2023-12-20 - 6:11:25 PM GMT
-  Signer bccdocs@clayclerk.com entered name at signing as Tara S Green  
2023-12-20 - 6:12:07 PM GMT
-  Document e-signed by Tara S Green (bccdocs@clayclerk.com)  
Signature Date: 2023-12-20 - 6:12:09 PM GMT - Time Source: server
-  Agreement completed.  
2023-12-20 - 6:12:09 PM GMT