

ORDINANCE 2024-19

AN ORDINANCE OF THE BOARD OF COUNTY COMMISSIONERS OF CLAY COUNTY, FLORIDA, AMENDING TABLES 1 AND 2 OF THE CLAY COUNTY FIVE YEAR CAPITAL IMPROVEMENT PLAN; PROVIDING AN EFFECTIVE DATE.

Recitals

WHEREAS, the County’s Capital Improvement Plan contains both CIE improvements and Non-CIE improvements, as well as revenue sources for each; and

WHEREAS, the County’s Capital Improvement Plan (Plan) is comprised of five categories, with the five Plan Categories attached hereto and incorporated herein as Exhibits A-E; and

WHEREAS, within each Plan Category Table 1 specifies revenue sources for both CIE improvements and Non-CIE improvements; and

WHEREAS, within each Plan Category Table 2 contains CIE improvements in Section I and Non-CIE improvements in Section II thereof; and

WHEREAS, Section 129.06(2) of the Florida Statutes stipulates that the Board may at any time within a fiscal year amend a budget for the year as provided therein; and

WHEREAS, Section 163.3177 3(b) of the Florida Statutes stipulates that modifications to update the CIE improvements may be accomplished by ordinance; and

WHEREAS, amendments to the CIE improvements in the Capital Improvement Plan, specifically in Section I of Table 2 and related changes to the revenue sources in Table 1 of each Plan Category may be made by ordinance of the Board to provide for appropriation and expenditure as set forth herein.

NOW THEREFORE, BE IT ORDAINED by the Board of County Commissioners of Clay County, Florida, as follows:

Section 1.

Section I of Table 2 within each of the Capital Improvement Plan Categories, Exhibits A-E hereto, is amended as set forth therein in order to make necessary changes as directed by the Board.

Section 2.

Table 1 within each of the Capital Improvement Plan Categories, Exhibits A-E hereto, is amended as set forth therein in order to make it consistent with Section I of Table 2 of each Plan Category.

Section 3.

With respect to the amendments referenced in Section 1 and Section 2 above, the legal effect of this Ordinance is that upon its effective date:

- (A) Funds for capital projects identified in the Exhibits shall only be expended consistent therewith; and,
- (B) To the extent that corrections, updates, and modifications concerning costs, revenue sources, and acceptance of facilities pursuant to dedications which are inconsistent with the Exhibits, or a change in the date of construction of the capital projects identified in the Exhibits are proposed, such may only be implemented by amendment hereto; and
- (C) Nothing in this Ordinance shall have any effect on the improvements listed in Section II of Table 2 within any of Exhibits A-E. This Ordinance shall be construed only to amend Section I of Table 2 within Exhibits A-E and the related revenue sources in Table 1 thereto.

Section 4.

Should any word, phrase, sentence, or subsection or section of this Ordinance be held by a court of competent jurisdiction to be illegal, void, unenforceable, or unconstitutional, then that word, phrase, subsection, or section so held shall be severed from this Ordinance and all other words, phrases, sentences, subsections or sections shall remain in full force and effect.

Section 5.

This Ordinance shall take effect immediately upon its adoption as provided for by Florida law.

DULY ADOPTED by the Board of County Commissioners, Clay County, Florida, on this 28th day of May, 2024.



BOARD OF COUNTY COMMISSIONERS
OF CLAY COUNTY, FLORIDA

By: *Jim Renninger*
Jim Renninger (Jun 3, 2024 09:34 EDT)
Jim Renninger, Chairman

ATTEST:

Tara S. Green

Tara S. Green
Clay County Clerk of Court and Comptroller
Ex Officio Clerk to the Board

Exhibit A

Clay County Capital Improvement Plan
 TABLE 2 - Summary Report Fiscal Years 2021/2022 through 2026/2027
 Section II Non-Comprehensive Plan Capital Improvements

Project Name	Workday Account #	Fund #	Funding Code	Project Actuals	FY21-22 Actuals	FY22-23 UnAudited Actuals	FY23-24 Proposed Budget	FY24-25 Proposed Budget	FY25-26 Proposed Budget	FY26-27 Proposed Budget	FY27-28 Proposed Budget	FY28-29 Proposed Budget	FY29-30 Proposed Budget	FY30-31 Proposed Budget	FY31-32 Proposed Budget	FY32-33 Proposed Budget	Five Year Project Total	Ten Year Total	Years 6-25	Total Project	Comments
Gun Range Office	Future60	FD3003	ST									1,150,000					0	1,150,000		1,150,000	New facility for property operations
Burn Building	PRJ100366	FD3003	ST			24,937	2,975,063										2,975,063	2,975,063		3,000,000	Part of firefighting training
Radio Tower Upgrades	PRJ100207	FD3003	ST	1,478,006			1,956,926	1,906,218									3,863,144	3,863,144		5,341,150	Keystone Tower and Sleepy Hollow Tower
E911 Consolidation Bldg/Training Facility	PRJ100208	FD3003	ST	2,056,583					2,419,284		7,000,000	7,000,000					9,419,284	16,419,284		18,475,867	Purchase FY20-21, renovations carried to complete
CCSO Building 500 Build Out	PRJ100609	FD3003	ST				1,000,000	500,000									1,500,000	1,500,000		1,500,000	
New Jail	Future13	FD3003	ST													3,000,000	0	3,000,000	610,000	3,610,000	25,000 sq. ft. to properly house specialty equipment
Sheriff Office Building	Future14	FD3003	ST						2,000,000	5,000,000	6,000,000	4,500,000					13,000,000	17,500,000	38,000,000	55,500,000	100,000 sq ft @ \$400 sq. ft.
Total Public Safety				20,372,411	4,885,700	9,368,995	25,684,760	22,662,173	21,500,208	16,123,352	24,798,355	19,857,274	9,033,510	10,902,145	13,108,506	16,954,910	110,768,848	180,625,193	97,664,184	312,916,483	
PUBLIC WORKS																					
Knowles Pit Building	PRJ100184	FD3003	ST	617,408	57,848	120,464	1,440,516										1,440,516	1,440,516		2,236,236	2 sites - Renovate/build, increase for Knowles Pit
Dirt Road Rejuvenation	PRJ100566	FD3003	ST				336,874										336,874	336,874		336,874	Replacement of 3 part mix on 33% (62.5 miles / 330K ft) 52.2K Tons of Lime Roc
Total Public Works				110,704,659	57,848	120,464	1,777,390	0	0	0	0	0	0	0	0	0	1,777,390	1,777,390	0	2,573,110	
OTHER PROJECTS																					
Equipment - Supervisor of Elections	PRJ100277	FD3003	ST	945,650			957,800										957,800	957,800	35,000	1,938,450	Voting equipment & machines replacement
Animal Services Building	PRJ100210	FD3003	ST		380,294	334,875	10,867,177	4,440,062									15,307,239	15,307,239		16,022,408	Design FY20-21, Construction FY23-25
GCS Senior Center Kitchen	PRJ100276	FD3003	ST		600,274	28,140											0	0	0	628,414	Moved from Operating Budget
Property Appraiser Vehicles	Future18	FD3003	ST													70,000	0	70,000		70,000	2 vehicles @ \$35K each
JTA Bus\Shelter Improvements	PRJ100610	FD3003	ST							250,000							250,000	250,000	70,000	320,000	2 vehicles @ \$35K each
Admin Building 3rd Floor	PRJ100611	FD3003	ST														0	0	3,000,000	3,000,000	For Public Safety, Sheriff and Facilities. Infr constraints
Multi-Agency Storage Warehouse	PRJ100612	FD3003	ST					500,000									500,000	500,000	3,000,000	3,500,000	For Public Safety, Sheriff and Facilities. Infr constraints
Land Acquisition	PRJ100362	FD3003	ST		19,025	1,915,045	1,000,000										1,000,000	1,000,000		2,934,070	Flexibility for land opportunities
Total Other Projects				945,650	999,593	2,278,060	12,824,977	4,940,062	0	250,000	0	0	0	0	0	70,000	18,015,039	18,085,039	6,105,000	28,413,342	
Subtotal - Capital Improvement Fund (FD3003)				172,202,264	14,290,841	27,409,359	74,257,680	41,859,985	34,869,958	30,443,102	38,368,105	33,727,024	23,203,260	29,071,895	32,378,256	33,194,660	219,798,830	371,373,925	239,826,887	723,996,433	
GRAND TOTAL				172,202,264	14,290,841	27,409,359	74,257,680	41,859,985	34,869,958	30,443,102	38,368,105	33,727,024	23,203,260	29,071,895	32,378,256	33,194,660	219,798,830	371,373,925	239,826,887	723,996,433	

Exhibit B

**Clay County Capital Improvement Plan
TABLE 1 - Summary Report Fiscal Years 2021/2022 through 2026/2027
Capital Funds Revenues**

Revenue Sources	Fund #	Workday Fund #	Object #	Funding Code	FY22-23 Proposed Budget	FY23-24 Proposed Budget	FY24-25 Proposed Budget	FY25-26 Proposed Budget	FY26-27 Proposed Budget	FY27-28 Proposed Budget	FY28-29 Proposed Budget	FY29-30 Proposed Budget	FY30-31 Proposed Budget	FY31-32 Proposed Budget	FY32-33 Proposed Budget	Five Year Project Total	Ten Year Total	Revenue Totals	Comments
Fund Level Revenues					1	2	3	4	5	6	7	8	9	10					
Regional Park Revenue (15%)	CC1269	FD3018			64,117	455,118	576,300	576,300	576,300	576,300	576,300	576,300	576,300	576,300	576,300	2,760,318	5,641,818		
Interest Earnings - Regional Park					-	609	4,939	10,460	16,035	21,662	27,342	3,077	8,581	14,137	19,747				
Prior Year Forward - Regional Park	IF_Reg				-	60,911	493,852	1,046,028	1,603,451	2,166,169	2,734,232	307,692	858,100	1,413,737	1,974,653				
Less 5% Budgeted Revenues - Regional Park					(3,206)	(22,786)	(29,062)	(29,338)	(29,617)	(29,898)	(30,182)	(28,969)	(29,244)	(29,522)	(29,802)				
Administrative\Constitutional\Jail Fund (49%)	CC1266	FD3015			100,998	716,914	907,800	907,800	907,800	907,800	907,800	907,800	907,800	907,800	907,800	4,348,114	8,887,114		
Interest Earnings - Administrative\Constitutional\Jail Fund					-	959	7,779	11,477	18,210	(992)	2,622	11,271	20,002	28,816	7,714				
Prior Year Forward - Administrative\Constitutional\Jail Fund	IF_Admin				-	95,948	777,928	1,147,728	1,821,042	(99,248)	262,219	1,127,120	2,000,237	2,881,650	771,435				
Less 5% Budgeted Revenues - Administrative\Constitutional\Jail Fund					(5,050)	(35,894)	(45,779)	(45,964)	(46,301)	(45,340)	(45,521)	(45,954)	(46,390)	(46,831)	(45,776)				
Fire\Rescue Fund (26%)	CC1267	FD3016			229,799	1,631,208	2,265,500	2,265,500	2,265,500	2,265,500	2,265,500	2,265,500	2,265,500	2,265,500	2,265,500	10,693,208	22,020,708		
Interest Earnings - Fire\Rescue Fund					-	2,183	17,700	16,803	10,485	(5,893)	12,432	30,072	29,880	15,186	24,353				
Prior Year Forward - Fire\Rescue Fund	IF_FR				-	218,309	1,770,031	1,680,326	1,048,514	(589,300)	1,243,175	3,007,210	2,988,003	1,518,614	2,435,266				
Less 5% Budgeted Revenues - Fire\Rescue Fund					(11,490)	(81,670)	(114,160)	(114,115)	(113,799)	(112,980)	(113,897)	(114,779)	(114,769)	(114,034)	(114,493)				
Law Enforcement Fund (25%)	CC1268	FD3017			174,193	1,236,535	1,565,700	1,565,700	1,565,700	1,565,700	1,565,700	1,565,700	1,565,700	1,565,700	1,565,700	7,499,335	15,327,835		
Interest Earnings - Law Enforcement Fund					-	1,655	13,418	24,419	33,525	10,758	(19,226)	(8,534)	2,259	13,155	24,154				
Prior Year Forward - Law Enforcement Fund	IF_CCISO				-	165,483	1,341,764	2,441,925	3,352,539	1,075,803	(1,922,562)	(853,411)	225,896	1,315,457	2,415,369				
Less 5% Budgeted Revenues - Law Enforcement Fund					(8,710)	(61,909)	(78,956)	(79,506)	(79,961)	(78,823)	(77,324)	(77,858)	(78,398)	(78,943)	(79,493)				
Libraries and Culture	CC1270	FD3019			63,549	451,074	571,200	571,200	571,200	571,200	571,200	571,200	571,200	571,200	571,200	2,735,874	5,591,874		
Interest Earnings - Libraries and Culture					-	604	4,895	10,368	15,892	21,470	27,100	32,784	38,522	44,314	50,162				
Prior Year Forward - Libraries and Culture	IF_LC				-	60,372	489,465	1,036,755	1,589,244	2,146,982	2,710,019	3,278,404	3,852,189	4,431,424	5,016,163				
Less 5% Budgeted Revenues - Libraries and Culture					(3,177)	(22,584)	(28,805)	(29,078)	(29,355)	(29,633)	(29,915)	(30,199)	(30,486)	(30,776)	(31,068)				
Community Park Fees - Middleburg and West Clay District 1 (45%)	CC1271	FD3020			5,753	44,209	19,839	19,839	19,839	19,839	19,839	19,839	19,839	19,839	19,839	123,565	222,760		
Interest Earnings - Community Park District 1					-	55	475	470	464	459	453	448	442	436	430				
Prior Year Forward - Community Park District 1	IF_P1				-	5,465	47,516	46,975	46,430	45,879	45,323	44,761	44,195	43,622	43,045				
Less 5% Budgeted Revenues - Community Park District 1					(288)	(2,213)	(1,016)	(1,015)	(1,015)	(1,015)	(1,015)	(1,014)	(1,014)	(1,014)	(1,013)				
Community Park Fees - Orange Park, Lakeside, Fleming Island District 2	CC1272	FD3021			5,392	36,668	39,678	39,678	39,678	39,678	39,678	39,678	39,678	39,678	39,678	195,380	393,770		
Interest Earnings - Community Park District 2					-	51	400	384	368	351	335	318	302	285	267				
Prior Year Forward - Community Park District 2	IF_P2				-	5,122	40,006	38,402	36,783	35,148	33,498	31,833	30,151	28,454	26,740				
Less 5% Budgeted Revenues - Community Park District 2					(270)	(1,836)	(2,004)	(2,003)	(2,002)	(2,001)	(2,001)	(2,000)	(1,999)	(1,998)	(1,997)				
Community Park Fees - Keystone Heights, South Clay District 7 (45%)	CC1274	FD3023			1,619	16,671	19,839	19,839	19,839	19,839	19,839	19,839	19,839	19,839	19,839	96,027	195,222		
Interest Earnings - Community Park District 7					-	15	174	166	157	149	140	132	123	114	106				
Prior Year Forward - Community Park District 7	IF_P7				-	1,538	17,390	16,563	15,729	14,886	14,036	13,177	12,310	11,435	10,552				
Less 5% Budgeted Revenues - Community Park District 7					(81)	(834)	(1,001)	(1,000)	(1,000)	(999)	(999)	(999)	(998)	(998)	(997)				
Community Park Fees - Lake Asbury, Green Cove Springs District 4 (45%)	CC1273	FD3022			176,708	1,188,312	1,468,086	1,468,086	1,468,086	1,468,086	1,468,086	1,468,086	1,468,086	1,468,086	1,468,086	7,060,656	14,401,086		
Interest Earnings - Community Park District 4					-	1,679	12,984	12,373	11,756	11,134	10,506	9,872	9,231	8,585	7,932				
Prior Year Forward - Community Park District 4	IF_P4				-	167,873	1,298,364	1,237,294	1,175,644	1,113,408	1,050,581	987,158	923,131	858,497	793,248				
Less 5% Budgeted Revenues - Community Park District 4					(8,835)	(59,500)	(74,053)	(74,023)	(73,992)	(73,961)	(73,930)	(73,898)	(73,866)	(73,834)	(73,801)				
Community Park Fees - Branan Field, Oakleaf District 5 (45%)	CC1275	FD3024			31,249	280,953	59,517	59,517	59,517	59,517	59,517	59,517	59,517	59,517	59,517	519,021	816,606		
Interest Earnings - Community Park District 5					-	297	2,969	2,967	2,966	2,964	2,962	2,961	2,959	2,958	2,956				
Prior Year Forward - Community Park District 5	IF_P5				-	29,687	296,874	296,718	296,561	296,403	296,243	296,081	295,918	295,754	295,587				
Less 5% Budgeted Revenues - Community Park District 5					(1,562)	(14,062)	(3,124)	(3,124)	(3,124)	(3,124)	(3,124)	(3,124)	(3,124)	(3,124)	(3,124)				

Exhibit B

Clay County Capital Improvement Plan
TABLE 2 - Summary Report Fiscal Years 2021/2022 through 2026/2027

Section I Comprehensive Plan Capital Improvements - Capital Improvement Element (CIE) - Expenditures																			
Project Name	Division #	Workday Account #	Object #	Funding Code	FY22-23 Proposed Budget	FY23-24 Proposed Budget	FY24-25 Proposed Budget	FY25-26 Proposed Budget	FY26-27 Proposed Budget	FY27-28 Proposed Budget	FY28-29 Proposed Budget	FY29-30 Proposed Budget	FY30-31 Proposed Budget	FY31-32 Proposed Budget	FY32-33 Proposed Budget	Five Year Project Total	Years 6-25	Total Project	Comments
																0	0	0	

Clay County Capital Improvement Plan
TABLE 2 - Summary Report Fiscal Years 2021/2022 through 2026/2027

Section II Non-Comprehensive Plan Capital Improvements																				
Project Name	Division #	Workday Account #	Fund #	Funding Code	FY22-23 Proposed Budget	FY23-24 Proposed Budget	FY24-25 Proposed Budget	FY25-26 Proposed Budget	FY26-27 Proposed Budget	FY27-28 Proposed Budget	FY28-29 Proposed Budget	FY29-30 Proposed Budget	FY30-31 Proposed Budget	FY31-32 Proposed Budget	FY32-33 Proposed Budget	Five Year Project Total	Ten Year Total	Years 6-25	Total Project	Comments
																0	0			
																0	0			
District 1 Project (Middleburg/West Clay)	IF_P1	Future20	IF_P1				19,839	19,839	19,839	19,839	19,839	19,839	19,839	19,839	19,839	79,356	178,551			
District 2 Project (OP/Lakeside/Fleming Island)	IF_P2	Future21	IF_P2				39,678	39,678	39,678	39,678	39,678	39,678	39,678	39,678	39,678	158,712	357,102			
District 7 Project (Keystone Heights/South Clay)	IF_P7	Future22	IF_P7				19,839	19,839	19,839	19,839	19,839	19,839	19,839	19,839	19,839	79,356	178,551			
District 4 Project (Lake Asbury/GCS/SouthEast Clay)	IF_P4	Future23	IF_P4				1,468,086	1,468,086	1,468,086	1,468,086	1,468,086	1,468,086	1,468,086	1,468,086	1,468,086	5,872,344	13,212,774			
District 5 Project (Branan Field/Oakleaf)	IF_P5	Future24	IF_P5				59,517	59,517	59,517	59,517	59,517	59,517	59,517	59,517	59,517	238,068	535,653			
Regional Park - Future Phases	IF_Reg	Future25	IF_Reg								3,000,000					0	3,000,000			
Fire Station 20 - GCS	IF_FR	PRJ100190	IF_FR				2,000,000									2,000,000	2,000,000			
Fire Station 22 - Fleming Island	IF_FR	PRJ100357	IF_FR					1,500,000	1,000,000							2,500,000	2,500,000			
Fire Station 15 - Lake Asbury	IF_FR	PRJ100285	IF_FR					1,000,000	1,700,000							2,700,000	2,700,000			
Fire Station 1 - Branan Field	IF_FR	PRJ100563	IF_FR													0	0			
Fire Station 21 - Green Cove North	IF_FR	Future11	IF_FR										1,500,000	500,000		0	2,000,000			
Fire Station 16 - Penney Farms	IF_FR	Future9	IF_FR									2,000,000				0	2,000,000			
Fire Station 17 - Peoria Rd	IF_FR	Future10	IF_FR										2,000,000			0	2,000,000			
Fire Station 13 - Clay Hill	IF_FR	Future8	IF_FR													0	0			
Fire Station 5 - Middleburg West	IF_FR	Future28	IF_FR																	
E911 Consolidation Bldg/Training Facility	IF_Admin	PRJ100208	IF_Admin						1,500,000	500,000						2,000,000	2,000,000			
Sheriff Office Building	IF_CCSC	Future14	IF_CCSC						3,000,000	4,000,000						7,000,000	7,000,000			
New Jail	IF_Admin	Future13	IF_Admin											3,000,000	3,000,000	0	6,000,000			
Admin Building 3rd Floor	IF_Admin	PRJ100611	IF_Admin				500,000									500,000	500,000			
Multi Agency Warehouse	IF_Admin	PRJ100612	IF_Admin					200,000	1,300,000							1,500,000	1,500,000			
Multi Agency Warehouse	IF_FR	Future19A	IF_FR					200,000	300,000							500,000	500,000			
Multi Agency Warehouse	IF_CCSC	Future19B	IF_CCSC					200,000	300,000							500,000	500,000			
Equipment - Sheriff - Capital & Vehicles - Capacity	IF_CCSC	CCSOV	IF_CCSC				400,000	400,000	496,000	496,000	400,000	400,000	400,000	400,000	400,000	1,792,000	3,792,000			
Equipment - Public Safety - Capacity	IF_FR	CCFRV	IF_FR				258,745	100,000	800,000	314,152	400,000	200,000	150,000	750,000		1,472,897	2,972,897			
																0	0			
																0	0			
																0	0			
																0	0			
																0	0			
																0	0			
																0	0			
																0	0			
																0	0			
Subtotal - Impact Fee Fund					0	0	4,765,704	5,206,959	12,002,959	6,917,111	5,406,959	4,206,959	5,656,959	6,256,959	5,006,959	28,892,733	55,427,528		0	

out 5 years

Exhibit B

Clay County Capital Improvement Plan

TABLE 2 - Summary Report Fiscal Years 2021/2022 through 2026/2027

Section I Comprehensive Plan Capital Improvements - Capital Improvement Element (CIE) - Expenditures																							
Proj #6B FCC from SR23 to Maryland Ave.	6105	PRJ100203	324323																	8,423,707	8,423,707		8,423,707

Clay County Capital Improvement Plan

TABLE 2 - Summary Report Fiscal Years 2021/2022 through 2026/2027

Section II Non-Comprehensive Plan Capital Improvements																				
Project Name	Division #	Workday Account #	Fund #	FY21-22 Actuals	FY22-23 Ending Budget	FY23-24 Proposed Budget	FY24-25 Proposed Budget	FY25-26 Proposed Budget	FY26-27 Proposed Budget	FY27-28 Proposed Budget	FY28-29 Proposed Budget	FY29-30 Proposed Budget	FY30-31 Proposed Budget	FY31-32 Proposed Budget	FY32-33 Proposed Budget	Five Year Project Total	Ten Year Total	Years 6-25	Total Project	Comments
The Station at Radar Road Sidewalk		PRJ100394	FD3007			36,000										36,000	36,000		36,000	Sidewalk construction along Radar Road
Special Districts																				
Proj #5 CR220 - Baxley Rd. to west of Henley Rd. (NE Fair Share)	6046	PRJ100201A	FD3004			783,245										783,245	783,245		983,245	Fair Share generated, going to PRJ100201
Proj #1 CR218 - Pinetree Ln. to Cosmo Ave. 4Ln. (W Fair Share)	6086	PRJ100147A	FD3005				244,089									244,089	244,089		244,089	Fair Share generated, Going to PRJ100147
Long Bay Rd Ext	6045	PRJ100279	FD3006			1,869,177										1,869,177	1,869,177		2,219,177	Adequate public facilities. Going to PRJ100279
EW 1 (NS3 to CR 209 - Block Island)	6022	PRJ100278	FD3008			206,447										206,447	206,447		210,947	Adequate public facilities, no specific project
Sidewalks - Developers	6019	PG1006	FD3007			240,522										240,522	240,522		249,744	List of projects in priority
State Road 100 - Bradford to Putnam (4 Lane)		FutureM1	324324	-	-	-	-	-	-	-	-	400,000				0	400,000	5,135,000	5,535,000	Putnam to Bradford
County Road 218 - Bluejay to Cosmos Av		FutureM2	324321	-	-	-	-	-	-	-	-		2,000,000			0	2,000,000	18,093,775	20,093,775	Blue Jay/Mallard Rd. to Cosmos Ave.
County Road 220 - College Dr to US 17		FutureM3	324322	-	-	-	-	-	-	-	-		2,000,000			0	2,000,000	34,825,903	36,825,903	C.R. 224 (College Dr) to U.S. 17
Verberna Parkway (4)		FutureM7		-	-	-	-	-	-	-	-					0	0	9,011,979	9,011,979	Henley Rd. to NS 3
NS 3 - County Road 209 to Sandridge		FutureM8		-	-	-	-	-	-	-	-					0	0	16,042,267	16,042,267	C.R. 209 to Sandridge
EW 1 - County Road 209 to NS3		FutureM9		-	-	-	-	-	-	-	-					0	0	10,734,356	10,734,356	C.R. 209 to NS 3
NS 1 (Feed Mill) - Sandridge to First Coast Connector		FutureM10		-	-	-	-	-	-	-	-					0	0	15,662,708	15,662,708	Sandridge to First Coast Connector
County Road 218 Extension		FutureM11		-	-	-	-	-	-	-	-					0	0	10,000,000	10,000,000	C.R. 218 to First Coast Connector
Green Cove Springs Bypass		FutureM13		-	-	-	-	-	-	-	-					0	0	77,763,560	77,763,560	U.S. 17 to S.R. 16
County Road 220 State Road 21 to Henley Rd		FutureM14	324325	-	-	-	-	-	-	3,500,000	3,000,000					3,500,000	6,500,000	24,665,953	31,165,953	S.R. 21 to Henley Rd.
Baxley Road		FutureM15	324325	-	-	-	-	-	-	-	-		3,000,000	3,000,000		0	6,000,000	8,333,176	14,333,176	C.R. 220 to S.R. 21
Cheswick Oaks Ave. Extension (Savannah Glen Blvd. to Challenger Dr.)		FutureM16		-	-	-	-	-	-	-	-					0	0	29,212,050	29,212,050	Savannah Glen Blvd. to Challenger Dr.
Branan Mill Road (aka Atlantis)		FutureM17		-	-	-	-	-	-	-	-					0	0	9,109,854	9,109,854	Old Jennings to Trail Ridge
Cheswick Oaks Ave. Extension (Wilford Preserve to Challenger Dr.)		FutureM18		-	-	-	-	-	-	-	-					0	0	4,337,123	4,337,123	Wilford Preserve to Challenger Dr.
State Road 16 Green Cove to First Coast Expressway		FutureM19		-	-	-	-	-	-	-	-					0	0	47,520,000	47,520,000	Green Cove Springs to FCC
State Road 16 Shands Bridge to Green Cove Springs		FutureM20		-	-	-	-	-	-	-	-					0	0	5,000,000	5,000,000	Green Cove Springs to Shands Bridge
State Road 21 State Road 16 to County Road 215 (Turn Lanes)		FutureM21		-	-	-	-	-	-	-	-					0	0	16,335,000	16,335,000	S.R. 16 to C.R. 215
County Road 315 - State Road 16 to County Road 315B		FutureM22		-	-	-	-	-	-	-	-					0	0	27,586,921	27,586,921	S.R. 16 to C.R. 315B
HWY 17 Multi-Use Trail (Future)		FutureM23		-	-	-	-	-	-	-	-					0	0	960,000	960,000	Leonard C Taylor Pkwy toward Clay-Putname county line
County Road 220 Multi-Use Trail		FutureM24		-	-	-	-	-	-	-	-					0	0	497,195	497,195	HWY 17 to Brookstone Dr
Leonard C Taylor Multi-Use Trail		FutureM25		-	-	-	-	-	-	-	-					0	0	632,833	632,833	Rio Vista Cir to Susan Dr
Cecil to Old Jennings Rd.		FutureM26		-	-	-	-	-	-	-	-					0	0	2,601,435	2,601,435	Duval-Clay county line to Blanding Blvd.
Middleburg & West Clay Walking and Biking Projects		FutureM27		-	-	-	-	-	-	-	-					0	0	3,000,000	3,000,000	Walking & biking infra. improvements within District
Orange Park, Lakeside & Fleming Island Walking and Biking Projects		FutureM28		-	-	-	-	-	-	-	-					0	0	3,000,000	3,000,000	Walking & biking infra. improvements within District
Lake Asbury & Green Cove Springs Walking and Biking Projects		FutureM29		-	-	-	-	-	-	-	-					0	0	3,000,000	3,000,000	Walking & biking infra. improvements within District
Keystone Heights & Southwest Clay Walking and Biking Projects		FutureM30		-	-	-	-	-	-	-	-					0	0	3,000,000	3,000,000	Walking & biking infra. improvements within District
Branan Field & Oak Leaf Walking and Biking Projects		FutureM31		-	-	-	-	-	-	-	-					0	0	3,000,000	3,000,000	Walking & biking infra. improvements within District
Subtotal - Impact Fee Fund\Mobility\APF Funds				90,000	1,637,349	12,781,243	23,777,430	4,883,242	0	3,500,000	3,000,000	400,000	7,000,000	3,000,000	0	44,941,915	58,341,915	389,061,088	409,904,290	

* Mobility projects divisions are each district. 6124=Middleburg & West Clay, 6125=Orange Park, Lakeside, Fleming Island, 6126=Lake Asbury & Green Cove Springs, 6127=Keystone Heights & South Clay
6128=Branan Field & Oak Leaf

Developer Funded Projects																				
Verberna Parkway - Proj #7	6126	PRJ100222	312D		831,085			8,110,781								8,110,781	8,110,781		8,941,866	Developer project, reimbursed with mobility fees
NS3 and EW1 Proj #8	6126	PRJ100223	312D		920,128											0	0	8,281,154	9,201,282	Developer project, reimbursed with mobility fees

Exhibit C

Clay County Capital Improvement Plan
TABLE 1 - Summary Report Fiscal Years 2021/2022 through 2026/2027
Capital Funds Revenues

Revenue Sources	Workday Fund #	Object #	Funding Code	FY19-20 Actuals	FY20-21 Actuals	FY21-22 Actuals	FY22-23 UnAudited Actuals	FY23-24 Proposed Budget	FY24-25 Proposed Budget	FY25-26 Proposed Budget	FY26-27 Proposed Budget	Five Year Project Total	Revenue Totals	Comments
Fund Level Revenues														
Interest Earnings - 2020 Bond Fund	FD3010	361000		355,021	192,657	222,597	2,254,742	1,475,000	196,493			5,126,021		Interest
Prior Year Carry Forward - 2020 Bond Fund	FD3010	399002		0	129,249,192	127,563,278	115,428,215	85,796,202	15,845,577	(2,011,420)				Spend down of Fund Balance
Clay County Utility Authority Project Contributions	FD3010	366000					1,501,558	1,524,395				3,025,953		
Florida Department of Transportation	FD3010	334400							1,740,169			1,740,169		
Subtotal - 2020 Bond Fund	FD3010	320		129,363,402	129,441,849	127,785,875	119,184,515	88,795,597	17,782,239	(2,011,420)	0			

Exhibit C

Clay County Capital Improvement Plan
TABLE 2 - Summary Report Fiscal Years 2021/2022 through 2026/2027

Section I Comprehensive Plan Capital Improvements - Capital Improvement Element (CIE) - Expenditures															
Project Name	Workday Account #	Workday Fund #	Funding Code	FY19-20 Actuals	FY20-21 Actuals	FY21-22 Actuals	FY22-23 UnAudited Actuals	FY23-24 Proposed Budget	FY24-25 Proposed Budget	FY25-26 Proposed Budget	FY26-27 Proposed Budget	FY23/24 - End Project Total	Total Project	Comments	
Proj #1 CR218 - Pinetree Ln. to Cosmos Ave. 4Ln.	PRJ100147	FD3010	BP	23,294	1,407,322	2,047,155	598,755	8,695,869	4,950,946	0		13,646,815	17,723,341	CCUA paying \$424,395 in FY20-21	
Proj #1 CR218 - Pinetree Ln. to Cosmos Ave. 4Ln. (CCUA)	PRJ100147B	FD3010	BP					424,395				424,395	424,395		
Proj #2 CR209 - Peters Creek south to US17 4Ln.	PRJ100196	FD3010	BP	13,599	437,017	1,134,062	2,333,595	13,920,213	6,686,706	0		20,606,919	24,525,192		
Proj #2 CR209 - Peters Creek south to US17 4Ln. (FDOT)	PRJ100196B	FD3010	BP						1,740,169			1,740,169	1,740,169		
Proj #3A CR209 - Peters Creek to Sandridge	PRJ100199	FD3010	BP	23,193	582,474	1,865,579	2,461,744	10,402,407	2,251,839	0		12,654,246	17,587,236	Projects include contingency and legal fees	
Proj #3B CR209 - Sandridge Intersection	PRJ100199B	FD3010	BP					0		0	0	0	0		
Proj #4 CR739B - Henley to west of CR209	PRJ100200	FD3010	BP	23,261	656,920	1,801,469	9,289,890	15,538,474	1,797,218	0		17,335,692	29,107,232	Projects include contingency and legal fees	
Proj #4 CR739B - Henley to west of CR209 (CCUA)	PRJ100200B	FD3010	BP					1,501,558		0		1,501,558	1,501,558		
Proj #5 CR220 - Baxley Rd. to west of Henley Rd.	PRJ100201	FD3010	BP	14,033	462,882	978,568	1,708,007	157,596		0		157,596	3,321,086	Projects include contingency and legal fees	
Proj #6A FCC from Maryland Ave. to US17	PRJ100202	FD3010	BP	13,735	325,503	932,556	2,109,331	2,844,780	1,266,781	0		4,111,561	7,492,686	Projects include contingency and legal fees	
Proj #6A FCC from Maryland Ave. to US17 (CCUA)	PRJ100202B	FD3010	BP						1,100,000	0		1,100,000	1,100,000	Projects include contingency and legal fees	
Proj #6A FCC from Maryland Ave. to US17 (FDOT)	PRJ100202C	FD3010	BP						0	0		0	0		
Proj #6B FCC from SR23 to Maryland Ave.	PRJ100203	FD3010	BP	3,095	799,259	3,598,271	9,672,349	19,464,728	0	0		19,464,728	33,537,702	Projects include contingency and legal fees	
Subtotal - 2020 Bond Fund				114,210	1,407,322	12,357,660	28,173,671	72,950,020	19,793,659	0		92,743,679	0	138,060,596	Includes proceeds and using interest earned

Exhibit D

Clay County Capital Improvement Plan
TABLE 1 - Summary Report Fiscal Years 2021/2022 through 2026/2027
 Capital Funds Revenues

Revenue Sources	Workday Fund #	FY21-22 Actuals	FY22-23 Proposed Budget	FY23-24 Proposed Budget	FY24-25 Proposed Budget	FY25-26 Proposed Budget	FY26-27 Proposed Budget	FY27-28 Proposed Budget	FY28-29 Proposed Budget	FY29-30 Proposed Budget	FY30-31 Proposed Budget	FY31-32 Proposed Budget	FY32-33 Proposed Budget	Five Year Project Total	Ten Year Total	Revenue Totals	Comments
				1	2	3	4	5	6	7	8	9	10				
Solid Waste Fund	FD4000	-		3,097,490	1,150,000	6,820,000	4,600,000	5,400,000						21,067,490	21,067,490	21,067,490	Charges for Service
Building Fund	FD1028	-	2,334,912	8,000,000	8,501,038	-	-							16,501,038	16,501,038	18,835,950	Building Fees
Public Safety \$12.50 Surcharge Expenses	FD3000	463,527												0	0	463,527	
Atlantis Drive (CCUA Funding)	PRJ100198	0												0	0	0	CCUA paying \$1,108,792 (Paid Feb FY20-21), State paying \$2,065,000
Fairgrounds Sewer Improvements	PRJ100173			645,000										645,000	645,000	645,000	
DEO Grant - NE Sports Complex	PRJ100304		200,000											0	0	200,000	
Aquarius Concourse (CCUA Funding)	PRJ100386	620,451	1,484,997											0	0	2,105,448	CCUA paid \$2,105,447 July 2022
Pickleball Courts (City of GCS Funding)	PRJ100356		15,000											0	0	15,000	City of GCS paid \$15,000 Sept 2023
Subtotal Funds		1,083,978	4,034,909	11,742,490	9,651,038	6,820,000	4,600,000	5,400,000						38,213,528		43,332,415	

Exhibit D

Clay County Capital Improvement Plan
TABLE 2 - Summary Report Fiscal Years 2021/2022 through 2026/2027
 Section I Comprehensive Plan Capital Improvements - Capital Improvement Element (CIE)

Project Name	Workday Account #	FY21-22 Actuals	FY22-23 UnAudited Actuals	FY23-24 Proposed Budget	FY24-25 Proposed Budget	FY25-26 Proposed Budget	FY26-27 Proposed Budget	FY27-28 Proposed Budget	FY28-29 Proposed Budget	FY29-30 Proposed Budget	FY30-31 Proposed Budget	FY31-32 Proposed Budget	FY32-33 Proposed Budget	Five Year Project Total	Ten Year Total	Years 6-25	Total Project	Comments
Subtotal Other Projects - Capital Improvement Element (CIE)		0	0	0	0	0	0	0	0	0	0	0	0	0	0	0	0	

Clay County Capital Improvement Plan
TABLE 2 - Summary Report Fiscal Years 2021/2022 through 2026/2027
 Section II Non-Comprehensive Plan Capital Improvements

Project Name	Workday Account #	FY21-22 Actuals	FY22-23 UnAudited Actuals	FY23-24 Proposed Budget	FY24-25 Proposed Budget	FY25-26 Proposed Budget	FY26-27 Proposed Budget	FY27-28 Proposed Budget	FY28-29 Proposed Budget	FY29-30 Proposed Budget	FY30-31 Proposed Budget	FY31-32 Proposed Budget	FY32-33 Proposed Budget	Five Year Project Total	Ten Year Total	Years 6-25	Total Project	Comments
ENVIRONMENTAL																		
Solid Waste Materials Recovery Facility Improvements	PRJ100292			1,543,590										1,543,590	1,543,590		1,543,590	Funded through saved user fees in reserves
Leachate System Improvements	PRJ100732			53,900										53,900	53,900		53,900	
Solid Waste Transfer Station	PRJ100742			1,500,000	150,000	1,000,000	4,600,000	5,400,000						12,650,000	12,650,000		12,650,000	
Solid Waste Class I and C&D Building Improvements	PRJ100743				1,000,000	5,820,000								6,820,000	6,820,000		6,820,000	
Subtotal Solid Waste Fund		0	0	3,097,490	1,150,000	6,820,000	4,600,000	5,400,000	0	0	0	0	0	21,067,490	21,067,490		21,067,490	
OTHER PROJECTS																		
Building Department Building	PRJ100387		2,334,912	8,000,000	8,501,038									16,501,038	16,501,038		18,835,950	Location is To Be Determined
Fairgrounds Sewer Improvements	PRJ100173			645,000										645,000	645,000		645,000	Infra. improves. \$645K from TT. Grant applied for
DEO Grant - NE Sports Complex	PRJ100304		200,000											0	0		200,000	
Aquarius Concourse (CCUA Funding)	PRJ100386	650,000	1,455,448											0	0		2,105,448	CCUA paid \$2,105,447 July 2022
Pickleball Courts (City of GCS Funding)	PRJ100356		15,000											0	0		15,000	City of GCS paid \$15,000 Sept 2023
Subtotal Other Projects		650,000	4,005,360	8,645,000	8,501,038	0	0	0						17,146,038	17,146,038		21,801,398	

Exhibit E

TABLE 2 - Summary Report Fiscal Years 2021/2022 through 2026/2027

Section II - Non-Comprehensive Plan Capital Improvements																			
Project Name	Workday Account #	FY21-22 Actuals	FY22-23 UnAudited Actuals	FY23-24 Proposed Budget	FY24-25 Proposed Budget	FY25-26 Proposed Budget	FY26-27 Proposed Budget	FY27-28 Proposed Budget							Five Year Project Total	Ten Year Project Total	Years 6-25	Total Project	Comments
Substance Abuse Recovery Center	PRJ100564			3,000,000											3,000,000	3,000,000		3,000,000	
Clay County Regional Sports Complex	PRJ100304			1,000,000											1,000,000	1,000,000		1,000,000	Grant agreement for construction
Turn Lanes - Regional Sports Complex	PRJ100469			1,500,000											1,500,000	1,500,000		1,500,000	Grant agreement for design and construction
Clay County Greenways Expansion	PRJ100560			1,000,000											1,000,000	1,000,000		1,000,000	Grant agreement for construction
Spencer Industrial Complex	PRJ100561			3,562,500											3,562,500	3,562,500		3,562,500	Design/Construction FY23-24. Grant pays \$4.75 mil. County pays 25%
Petco Love Animal Welfare Organizations (AWO)	PRJ100210		50,000	0											0	0		50,000	added to PRJ100210 Design
Indigo Branch (HMPG)	PRJ100450			196,740											196,740	196,740		196,740	Hazard Mitigation Grant Program (90%)
SUNTrail Long Bay-Old Jennings to Live Oak Lane	PRJ100653			17,051,455											17,051,455	17,051,455		17,051,455	FDOT agreement exp. 6/30/26.
Subtotal - Grants - Non-Comprehensive Capital Improvements		1,609,837	4,079,824	32,394,236	134,821	824,288	0	0	0	0	0	0	0	0	33,353,345	33,353,345		39,043,006	
Total All Grants															51,600,008	51,600,008			
Difference Between Revenue and Expense															81,354	81,354			

Exhibit E
American Rescue Plan Act (ARPA) Spending Plan
EXPENDITURES FY21-22 THROUGH FY24-25

American Rescue Plan Revenues								
Revenue Sources	ARPA Code	Workday Account #	Fund #	FY21-22 Audited Actuals	FY22-23 Unaudited Actuals	FY23-24 Current Budget	FY24-25 Proposed Budget	
Subtotal American Rescue Plan Fund			FD1054	42,500,000	37,574,795	24,557,635	1,787,928	
Interest Earning - American Rescue Plan Fund				82,229	1,494,162	964,000		
Subtotal - American Rescue Plan Fund				42,582,229	39,068,957	25,521,635	1,787,928	
American Rescue Plan Expenditures								
Project Name	ARPA Code	Workday Account #	Fund #	FY 21-22 Actuals	FY22-23 Ending Budget	FY23-24 Proposed Budget	FY24-25 Proposed Budget	Total Project
Storm Water/Infrastructure Study	PRJ100368	PRJ100368	FD1054	15,540	196,047	1,067,072		1,278,659
Indigo Branch Drainage	PRJ100369	PRJ100369	FD1054					0
Pine Ridge Project	PRJ100370	PRJ100370	FD1054		665,871			665,871
Park - Twin Lakes Pickleball	PRJ100419	PRJ100419	FD1054		159,022			159,022
Park - Island Forest Playground	PRJ100420	PRJ100420	FD1054			47,729		47,729
Park - WE Varnes - Playground	PRJ100421	PRJ100421	FD1054			118,828		118,828
Park - WE Varnes - Pickleball	PRJ100422	PRJ100422	FD1054		174,422			174,422
Park - Walter Odum Park Drainage Improvements	PRJ100423	PRJ100423	FD1054			1,376,094		1,376,094
Park - Eagle Harbor Drainage Improvements	PRJ100424	PRJ100424	FD1054			534,950		534,950
Park - Carl Pugh Drainage Improvements	PRJ100425	PRJ100425	FD1054			0		0
Park - Ronnie Van Zant Erosion Control & Stabilization	PRJ100426	PRJ100426	FD1054			583,841		583,841
Park - Ronnie Van Zant Dock Replacement	PRJ100427	PRJ100427	FD1054					0
Storm Water Improvements-Grove Park Dr E & Grove Park Lane	PRJ100428	PRJ100428	FD1054		484,595			484,595
Habitat Drainage	PRJ100429	PRJ100429	FD1054		85,925			85,925
Care Connect Information Network	PRJ100430	PRJ100430	FD1054		50,000	50,000		100,000
Jail Improvements/Conversion	PRJ100331	PRJ100331	FD1054	248,400	19,310	2,980,314	1,492,376	4,740,400
CCSO Jail Air Handlers Replacement	PRJ100443	PRJ100443	FD1054		321,833	386,168		708,001
Purchase Of Rescue Units	PRJ100319	PRJ100319	FD1054		1,165,060	300,000		1,465,060
Unidentified ARPA projects (Operating Supplies)	PRJ100319	PRJ100319	FD1054					0
Pediatric Simulator ARPA projects (M&E Cap)	PRJ100319A	PRJ100319	FD1054			9,739		9,739
Health Department Renovation	PRJ100334	PRJ100334	FD1054	102,005	3,214,851	2,866,883		6,183,739
Countywide Storm Water Improvements	PRJ100332	PRJ100332	FD1054			336,927		336,927
Drainage - Hagans Court	PRJ100332A		FD1054		62,088			62,088
Drainage - Hibernia Forest Drive	PRJ100332B		FD1054		106,035			106,035
Drainage - Live Oak Lane	PRJ100332C		FD1054		77,022			77,022
Drainage - Botany Street	PRJ100431	PRJ100431	FD1054		162,739			162,739
Drainage - Honeysuckle Circle	PRJ100332D		FD1054		105,830			105,830
Drainage - Morningside at Aletha	PRJ100332E	PRJ100332	FD1054		58,387			58,387
Drainage - Olde Sutton Parke Drive	PRJ100434	PRJ100434	FD1054		111,520			111,520
Drainage - Scorpio Lane	PRJ100435	PRJ100435	FD1054		181,016			181,016
Drainage - Morningside Drive and Acorn Manor	PRJ100436	PRJ100436	FD1054		75,909			75,909
Drainage - Henley Road	PRJ100437	PRJ100437	FD1054		454,178			454,178
Drainage - Oak Drive South	PRJ100438	PRJ100438	FD1054		183,654			183,654
Drainage - Industrial Loop	PRJ100439	PRJ100439	FD1054		317,525			317,525
Drainage - Acorn Chase Drive	PRJ100442	PRJ100442	FD1054		178,093			178,093
Filmore Street Drainage Improvements	PRJ100448	PRJ100448	FD1054		305,449			305,449
Drainage - 620 Arthur Moore Drive	PRJ100453	PRJ100453	FD1054		133,624			133,624
Acorn Chase Lining Improvements	PRJ100461	PRJ100461	FD1054			120,845		120,845
Harbor Island DR and Starboard Ct Stormwater Improvements	PRJ100462	PRJ100462	FD1054			767,311		767,311
Panda Ave Stormwater Improvements	PRJ100463	PRJ100463	FD1054		85,773	256,502		342,275
Drainage - Kiowa Avenue	PRJ100455	PRJ100455	FD1054		82	192,892		192,974

American Rescue Plan Expenditures								
Project Name	ARPA Code	Workday Account #	Fund #	FY21-22 Audited Actuals	FY22-23 Unaudited Actuals	FY23-24 Current Budget	FY24-25 Proposed Budget	Total Project
Drainage - Mesquite Avenue	PRJ100456	PRJ100456	FD1054		82	361,621		361,703
Drainage - Tanglewood Boulevard (ARPA)	PRJ100457	PRJ100457	FD1054		82	196,449		196,531
Timberline Drive	ARPA35	ARPA35	FD1054					0
Robert Paine Street and William Ellery Street	ARPA36	ARPA36	FD1054					0
Silverado Stormwater Improvements	ARPA37	ARPA37	FD1054					0
Laurel Drive Stormwater Improvements	ARPA38	ARPA38	FD1054					0
Drainage - Silverado Circle	PRJ100596	PRJ100596	FD1054			158,220		158,220
Drainage - Sandy Hollow	PRJ100618	PRJ100618	FD1054			621,211		621,211
Apopka Drive Stormwater Improvements	PRJ100644	PRJ100644	FD1054			121,879		121,879
Henley Road Drainage - ARPA	PRJ100658	PRJ100658	FD1054			159,762		159,762
Richards Road-part of Indigo Branch	PRJ100725	PRJ100725	FD1054			475,339		475,339
Drainage - Robert Paine Street	PRJ100735	PRJ100735	FD1054			148,198		148,198
Drainage - Aquarius Concourse and Centura Dr Intersection	PRJ100747	PRJ100747	FD1054			12,297		12,297
Drainage - Gary Road	PRJ100748	PRJ100748	FD1054			6,559		6,559
Broadband Project	PRJ100333	PRJ100333	FD1054	1,000,000		1,000,000		2,000,000
Refund County Based Health Plan	PRJ100336	PRJ100336	FD1054	1,954,907	534,607	125,000		2,614,514
Keystone Lakes Projects	PRJ100319B	PRJ100319	FD1054			200,000		200,000
Constitutional Requests	ARPA12	ARPA12	FD1054		79,802			79,802
Clerk's Office - Workday	ARPA13	ARPA13	FD1054	656,889	468,258			1,125,147
Clerk's Office - Email Security Upgrade	PRJ100655	PRJ100655	FD1054			37,266		37,266
Clerk's Office - VPN	ARPA15	ARPA15	FD1054					0
Clerk's Office - Network Switches	PRJ100454	PRJ100454	FD1054		289,855	18,890		308,745
Clerk's Office - Office 365	PRJ100451	PRJ100451	FD1054		80,309			80,309
Clerk's Office - Cohesity Backup	PRJ100656	PRJ100656	FD1054			157,066		157,066
Clerk's Office - Server Room UPS	PRJ100467	PRJ100467	FD1054		46,711			46,711
Clerk's Office - Fortinet AP Co-term	PRJ100657	PRJ100657	FD1054			5,939		5,939
Clerk's Office - Ipad for Check In	ARPA21	ARPA21	FD1054					0
Clerk's Office - Laptops and Cameras	ARPA22	ARPA22	FD1054					0
Clerk's Office - HR Program	PRJ100728	PRJ100728	FD1054			6,245		6,245
Clerk's Office - Scanning Project	PRJ100746	PRJ100746				183,000		183,000
Network Infrastructure Replacement	PRJ100441	PRJ100441	FD1054		191,899	308,101		500,000
Mental Health Counselor	PRJ100446	PRJ100446	FD1054		52,673			52,673
Physical Security Enhancements	PRJ100452	PRJ100452	FD1054		53,500	81,657		135,157
Courthouse Camera and Security	PRJ100319C	PRJ100319	FD1054		814,576	423,349		1,237,925
Administrative Expenses/Rentals-Leases	PRJ100319D	PRJ100319	FD1054	279,693	363,550	25,000		668,243
Community Programs - SBDC until 2024	ARPA28	ARPA28	FD1054	150,000				150,000
Community Programs - Workforce Housing Subsidy	ARPA29	ARPA29	FD1054	600,000	80,000			680,000
Community Programs	PRJ100432	PRJ100432	FD1054		207,142	583,336		790,478
Smart North Florida	PRJ100319E	PRJ100319	FD1054		130,780	15,000		145,780
DEO Grant - NE Sports Complex	PRJ100304A	PRJ100304	FD1054		1,977,442	1,121,810		3,099,252
Multi Factor Authentication Implementation	PRJ100464	PRJ100464	FD1054		4,193	107,143		111,336
Way Free Clinic - Mobile Medical	PRJ100567	PRJ100567	FD1054			300,000		300,000
Way Free Clinic	PRJ100630	PRJ100630	FD1054			250,000		250,000
Clay County Development Authority (CCDA) College Drive Prope	PRJ100584	PRJ100584	FD1054			0		0
Neptune Park - Phase II - Multipurpose Fields	PRJ100355A	PRJ100355	FD1054			80,000		80,000
Studio Setup at EOC	PRJ100585	PRJ100585	FD1054			25,000		25,000
Crosswalk at Thunderbolt School - 4 way stop	PRJ100586	PRJ100586	FD1054			50,000		50,000
CR220 Int. Impr. - Lakeshore Drive to Old Hard Road	PRJ100414A	PRJ100414	FD1054			1,049,276		1,049,276
Fire Station 15 (partial property)	PRJ100587	PRJ100587	FD1054					0
Fire Station 20 Green Cove Springs	PRJ100190A	PRJ100190	FD1054			1,000,000		1,000,000
Library on the Go	PRJ100588	PRJ100588	FD1054					0
Park on the Go	PRJ100589	PRJ100589	FD1054					0
Williams Park Boat Ramp	PRJ100590	PRJ100590	FD1054					0
Veterans Park (Feasibility Study and Site Plan)	PRJ100591	PRJ100591	FD1054			175,000		175,000
Septic to Sewer Plan - County Wide	PRJ100592	PRJ100592	FD1054			300,000		300,000
Proj #3B CR209 - Sandridge Intersection	PRJ100199A	PRJ100199	FD1054			1,847,999		1,847,999
GRAND TOTAL				5,007,434	14,511,321	23,733,707	1,492,376	44,744,838

Debits Credits
0 - -











2024-19 Capital Plan Amendment Ordinance_2024-05-28 w_Exhibits BCC#27

Final Audit Report

2024-06-04

Created:	2024-05-30
By:	Lisa Osha (Lisa.Osha@claycountygov.com)
Status:	Signed
Transaction ID:	CBJCHBCAABAAUXwlyo4tOcSE_173w8c79gvjxe9uzwRC

"2024-19 Capital Plan Amendment Ordinance_2024-05-28 w_Exhibits BCC#27" History

-  Document created by Lisa Osha (Lisa.Osha@claycountygov.com)
2024-05-30 - 7:11:06 PM GMT
-  Document emailed to clayesign@claycountygov.com for signature
2024-05-30 - 7:11:48 PM GMT
-  Email viewed by clayesign@claycountygov.com
2024-06-03 - 1:33:29 PM GMT
-  Signer clayesign@claycountygov.com entered name at signing as Jim Renninger
2024-06-03 - 1:34:16 PM GMT
-  Document e-signed by Jim Renninger (clayesign@claycountygov.com)
Signature Date: 2024-06-03 - 1:34:18 PM GMT - Time Source: server
-  Document emailed to bccdocs@clayclerk.com for signature
2024-06-03 - 1:34:20 PM GMT
-  Email viewed by bccdocs@clayclerk.com
2024-06-04 - 4:52:28 PM GMT
-  Signer bccdocs@clayclerk.com entered name at signing as Tara S Green
2024-06-04 - 4:52:51 PM GMT
-  Document e-signed by Tara S Green (bccdocs@clayclerk.com)
Signature Date: 2024-06-04 - 4:52:53 PM GMT - Time Source: server
-  Agreement completed.
2024-06-04 - 4:52:53 PM GMT

