

RESOLUTION 2023/2024-73

A RESOLUTION OF THE BOARD OF COUNTY COMMISSIONERS OF CLAY COUNTY, FLORIDA, AMENDING THE CLAY COUNTY CAPITAL IMPROVEMENT PLAN NON-CAPITAL IMPROVEMENT ELEMENT IMPROVEMENTS IN SECTIONS II OF TABLES 2 AND THE REVENUE SOURCES RELATING THERETO IN TABLES 1; PROVIDING AN EFFECTIVE DATE.

WHEREAS, the County's Capital Improvement Plan contains both CIE improvements and Non-CIE improvements, as well as revenue sources for each; and

WHEREAS, the County's Capital Improvement Plan (Plan) is composed of five categories, with the five Plan Categories attached hereto and incorporated herein as Exhibits A-F; and

WHEREAS, within each Plan Category Table 1 specifies revenue sources for both CIE improvements and Non-CIE improvements; and

WHEREAS, within each Plan Category Table 2 contains CIE improvements in Section I and Non-CIE improvements in Section II thereof; and

WHEREAS, Section 129.06(2) of the Florida Statutes stipulates that the Board may at any time within a fiscal year amend a budget for the year as provided therein; and

WHEREAS, amendments to the Non-CIE improvements in the Capital Improvement Plan, specifically in Section II of Table 2 and related changes to the revenue sources in Table 1 of each Plan Category may be made by resolution of the Board to provide for appropriation and expenditure as set forth therein.

NOW THEREFORE, BE IT RESOLVED by the Board of County Commissioners of Clay County, Florida, as follows:

Section 1.

Section II of Table 2 within each of the Capital Improvement Plan Categories, Exhibits A-F hereto, is amended as set forth therein in order to make necessary changes as directed by the Board.

Section 2.

Table 1 within each of the Capital Improvement Plan Categories, Exhibits A-F hereto, is amended as set forth therein in order to make it consistent with Section II of Table 2 of each Plan Category.

Section 3.

With respect to the amendments referenced in Section 1 and Section 2 above, the legal effect of this Resolution is that upon its effective date:

- (A) Funds for capital projects identified in the Exhibits shall only be expended consistent therewith; and
- (B) To the extent that corrections, updates, and modifications concerning costs, revenue sources, and acceptance of facilities pursuant to dedications which are inconsistent with the Exhibits, or a change in the date of construction of the capital projects identified in the Exhibits are proposed, such may only be implemented by amendment hereto; and
- (C) Nothing in this Resolution shall have any effect on the improvements listed in Section I of Table 2 within any of Exhibits A-F. This Resolution shall be construed only to amend Section II of Table 2 within Exhibits A-F and the related revenue sources in Table 1 thereto.

Section 4.

This Resolution shall take effect immediately upon its adoption.

DULY ADOPTED, by the Board of County Commissioners, Clay County, Florida, this 13th day of August, 2024.

BOARD OF COUNTY COMMISSIONERS
OF CLAY COUNTY, FLORIDA



ATTEST:

Tara S. Green
Clay County Clerk of Court and Comptroller
Ex Officio Clerk to the Board

By: Jim Renninger
Jim Renninger (Aug 18, 2024 20:05 EDT)

Jim Renninger, Chairman

Exhibit A

Clay County Capital Improvement Plan
TABLE 1 - Summary Report Fiscal Years 2023/2024 through 2027/2028
Capital Funds Revenues

Table with columns: Revenue Sources, Workday Fund #, Object #, Funding Code, FY19-20 Actuals, FY21-22 Actuals, FY22-23 Audited Actuals, FY23-24 Current Budget, FY24-25 Proposed Budget, FY25-26 Proposed Budget, FY26-27 Proposed Budget, FY27-28 Proposed Budget, FY28-29 Proposed Budget, FY29-30 Proposed Budget, FY30-31 Proposed Budget, FY31-32 Proposed Budget, FY32-33 Proposed Budget, Five Year Project Total, Ten Year Total, Revenue Totals, Comments.

Table with columns: Revenue Sources, Workday Fund #, Object #, Funding Code, FY19-20 Actuals, FY21-22 Actuals, FY22-23 UnAudited Actuals, FY23-24 Proposed Budget, FY24-25 Proposed Budget, FY25-26 Proposed Budget, FY26-27 Proposed Budget, FY27-28 Proposed Budget, FY28-29 Proposed Budget, FY29-30 Proposed Budget, FY30-31 Proposed Budget, FY31-32 Proposed Budget, FY32-33 Proposed Budget, Five Year Project Total, Ten Year Total, Revenue Totals, Comments.

Exhibit A

Clay County Capital Improvement Plan
TABLE 2 - Summary Report Fiscal Years 2023/2024 through 2027/2028

Table with columns: Project Name, Workday Account #, Fund #, Funding Code, Project Actuals, FY21-22 Actuals, FY22-23 Audited Actuals, FY23-24 Current Budget, FY24-25 Proposed Budget, FY25-26 Proposed Budget, FY26-27 Proposed Budget, FY27-28 Proposed Budget, FY28-29 Proposed Budget, FY29-30 Proposed Budget, FY30-31 Proposed Budget, FY31-32 Proposed Budget, FY32-33 Proposed Budget, Five Year Project Total, Ten Year Total, Years 6-25, Total Project, Comments.

Clay County Capital Improvement Plan
TABLE 2 - Summary Report Fiscal Years 2021/2022 through 2026/2027

Table with columns: Project Name, Workday Account #, Fund #, Funding Code, Project Actuals, FY21-22 Actuals, FY22-23 Audited Actuals, FY23-24 Current Budget, FY24-25 Proposed Budget, FY25-26 Proposed Budget, FY26-27 Proposed Budget, FY27-28 Proposed Budget, FY28-29 Proposed Budget, FY29-30 Proposed Budget, FY30-31 Proposed Budget, FY31-32 Proposed Budget, FY32-33 Proposed Budget, Five Year Project Total, Ten Year Total, Years 6-25, Total Project, Comments.

Exhibit A

Clay County Capital Improvement Plan

TABLE 2 - Summary Report Fiscal Years 2023/2024 through 2027/2028

Section II Non-Comprehensive Plan Capital Improvements

Table with columns: Project Name, Workday Account #, Fund #, Funding Code, Project Actuals, FY21-22 Actuals, FY22-23 Audited Actuals, FY23-24 Current Budget, FY24-25 Proposed Budget, FY25-26 Proposed Budget, FY26-27 Proposed Budget, FY27-28 Proposed Budget, FY28-29 Proposed Budget, FY29-30 Proposed Budget, FY30-31 Proposed Budget, FY31-32 Proposed Budget, FY32-33 Proposed Budget, Five Year Project Total, Ten Year Total, Years 6-25, Total Project, Comments. Rows include Transportation, Parks & Recreation, and Public Safety projects.

Exhibit A

Clay County Capital Improvement Plan

TABLE 2 - Summary Report Fiscal Years 2023/2024 through 2027/2028

Section II Non-Comprehensive Plan Capital Improvements																					
Project Name	Workday Account #	Fund #	Funding Code	Project Actuals	FY21-22 Actuals	FY22-23 Audited Actuals	FY23-24 Current Budget	FY24-25 Proposed Budget	FY25-26 Proposed Budget	FY26-27 Proposed Budget	FY27-28 Proposed Budget	FY28-29 Proposed Budget	FY29-30 Proposed Budget	FY30-31 Proposed Budget	FY31-32 Proposed Budget	FY32-33 Proposed Budget	Five Year Project Total	Ten Year Total	Years 6-25	Total Project	Comments
Gun Range Office	Future60	FD3003	ST									1,150,000					0	1,150,000		1,150,000	New facility for property operations
Burn Building	PRJ100366	FD3003	ST			24,937	2,975,063										2,975,063	2,975,063		3,000,000	Part of firefighting training
Radio Tower Upgrades	PRJ100207	FD3003	ST	1,478,006			1,956,926										1,956,926	1,956,926		3,434,932	Keystone Tower and Sleepy Hollow Tower
E911 Consolidation Bldg/Training Facility	PRJ100208	FD3003	ST	2,056,583				2,419,284		7,000,000	7,000,000						9,419,284	16,419,284		18,475,867	Purchase FY20-21, renovations carried to complete
CCSO Building 500 Build Out	PRJ100609	FD3003	ST				1,000,000	500,000									1,500,000	1,500,000		1,500,000	
FDLE - Office of Criminal Justice - Jail Expansion Grant	PRJ100411	FD3003	ST														0	0		0	
New Jail	Future13	FD3003	ST													3,000,000	0	3,000,000	610,000	3,610,000	25,000 sq. ft. to properly house specialty equipment
Sheriff Office Building	Future14	FD3003	ST						2,000,000	5,000,000	6,000,000	4,500,000					13,000,000	17,500,000	38,000,000	55,500,000	100,000 sq ft @ \$400 sq. ft.
Total Public Safety				20,372,411	4,885,700	9,368,995	13,153,567	8,478,685	11,800,208	12,888,296	19,798,355	18,657,274	7,833,510	9,702,145	11,908,506	15,754,910	66,119,111	129,975,456	97,664,184	262,266,746	
PUBLIC WORKS																					
Knowles Pit Building	PRJ100184	FD3003	ST	617,408	57,848	120,464	1,450,816										1,450,816	1,450,816		2,246,536	2 sites - Renovate/build, increase for Knowles Pit
Dirt Road Rejuvenation	PRJ100566	FD3003	ST				336,874										336,874	336,874		336,874	Replacement of 3 part mix on 33% (62.5 miles / 330K ft) 52.2K Tons of Lime Roc
Total Public Works				110,704,659	57,848	120,464	1,787,690	0	0	0	0	0	0	0	0	0	1,787,690	1,787,690	0	2,583,410	
OTHER PROJECTS																					
Equipment - Supervisor of Elections	PRJ100277	FD3003	ST	945,650			957,800										957,800	957,800	35,000	1,938,450	Voting equipment & machines replacement
Animal Services Building	PRJ100210	FD3003	ST		380,294	334,875	10,867,177	4,440,062									15,307,239	15,307,239		16,022,408	Design FY20-21, Construction FY23-25
GCS Senior Center Kitchen	PRJ100276	FD3003	ST		600,274	28,140											0	0	0	628,414	Moved from Operating Budget
Property Appraiser Vehicles	Future18	FD3003	ST													70,000	0	70,000		70,000	2 vehicles @ \$35K each
JTA Bus Shelter Improvements	PRJ100610	FD3003	ST							250,000							250,000	250,000	70,000	320,000	2 vehicles @ \$35K each
Admin Building 3rd Floor	PRJ100611	FD3003	ST														0	0	3,000,000	3,000,000	For Public Safety, Sheriff and Facilities. Infr constraints
Multi-Agency Storage Warehouse	PRJ100612	FD3003	ST					500,000									500,000	500,000	3,000,000	3,500,000	For Public Safety, Sheriff and Facilities. Infr constraints
Oakleaf Library	PRJ100526	FD3003	ST					500,000	2,000,000	6,000,000							8,500,000	8,500,000	3,000,000	11,500,000	
Land Acquisition	PRJ100362	FD3003	ST		19,025	1,915,045	1,000,000										1,000,000	1,000,000		2,934,070	Flexibility for land opportunities
Keystone Lakes Projects	PRJ100291	FD3003	ST					200,000									200,000	200,000	0	200,000	Moved from ARPA
Total Other Projects				945,650	999,593	2,278,060	12,824,977	5,640,062	2,000,000	6,250,000	0	0	0	0	0	70,000	26,715,039	26,785,039	9,105,000	39,913,342	
Subtotal - Capital Improvement Fund (FD3003)				172,202,264	14,290,841	27,409,359	60,992,520	44,669,784	35,421,148	33,208,046	33,368,105	32,527,024	22,003,260	27,871,895	31,178,256	31,994,660	207,659,603	353,234,698	242,826,887	698,213,323	
GRAND TOTAL				172,202,264	14,290,841	27,409,359	60,992,520	44,669,784	35,421,148	33,208,046	33,368,105	32,527,024	22,003,260	27,871,895	31,178,256	31,994,660	207,659,603	353,234,698	242,826,887	698,213,323	

Exhibit B

Clay County Capital Improvement Plan
TABLE 1 - Summary Report Fiscal Years 2023/2024 through 2027/2028
Capital Funds Revenues

Revenue Sources	Fund #	Workday Fund #	Object #	Funding Code	FY22-23 Audited Actuals	FY23-24 Current Budget	FY24-25 Proposed Budget	FY25-26 Proposed Budget	FY26-27 Proposed Budget	FY27-28 Proposed Budget	FY28-29 Proposed Budget	FY29-30 Proposed Budget	FY30-31 Proposed Budget	FY31-32 Proposed Budget	FY32-33 Proposed Budget	Five Year Project Total	Ten Year Total	Revenue Totals	Comments
					1	2	3	4	5	6	7	8	9	10					
Fund Level Revenues																			
Regional Park Revenue (15%)	CC1269	FD3018			64,117	455,118	576,300	576,300	576,300	576,300	576,300	576,300	576,300	576,300	576,300	2,760,318	5,641,818		
Interest Earnings - Regional Park					-	609	14,816	31,662	48,989	66,810	85,139	13,990	30,813	48,116	65,911				
Prior Year Forward - Regional Park	IF_Reg				-	60,911	493,852	1,055,412	1,632,976	2,227,001	2,837,955	466,322	1,027,097	1,603,854	2,197,049				
Less 5% Budgeted Revenues - Regional Park					(3,206)	(22,786)	(29,556)	(30,398)	(31,264)	(32,156)	(33,072)	(29,514)	(30,356)	(31,221)	(32,111)				
Administrative\Constitutional\Jail Fund (49%)	CC1266	FD3015			100,998	716,914	907,800	907,800	907,800	907,800	907,800	907,800	907,800	907,800	907,800	4,348,114	8,887,114		
Interest Earnings - Administrative\Constitutional\Jail Fund					-	959	23,338	34,875	55,742	102	10,978	37,163	64,094	91,793	30,282				
Prior Year Forward - Administrative\Constitutional\Jail Fund	IF_Admin				-	95,948	777,928	1,162,509	1,858,050	3,415	365,922	1,238,761	2,136,476	3,059,775	1,009,389				
Less 5% Budgeted Revenues - Administrative\Constitutional\Jail Fund					(5,050)	(35,894)	(46,557)	(47,134)	(48,177)	(45,395)	(45,939)	(47,248)	(48,595)	(49,980)	(46,904)				
Fire\Rescue Fund (26%)	CC1267	FD3016			229,799	1,631,208	2,265,500	2,265,500	2,265,500	2,265,500	2,265,500	2,265,500	2,265,500	2,265,500	2,265,500	10,693,208	22,020,708		
Interest Earnings - Fire\Rescue Fund					-	2,183	53,101	93,400	106,629	96,234	109,119	119,796	76,777	4,031	1,213				
Prior Year Forward - Fire\Rescue Fund	IF_FR				-	218,309	1,770,031	3,113,329	3,554,284	3,207,806	3,637,301	3,993,189	2,559,220	134,383	40,438				
Less 5% Budgeted Revenues - Fire\Rescue Fund					(11,490)	(81,670)	(115,930)	(117,945)	(118,606)	(118,087)	(118,731)	(119,265)	(117,114)	(113,477)	(113,336)				
Law Enforcement Fund (25%)	CC1268	FD3017			174,193	1,236,535	1,565,700	1,565,700	1,565,700	1,565,700	1,565,700	1,565,700	1,565,700	1,565,700	1,565,700	7,499,335	15,327,835		
Interest Earnings - Law Enforcement Fund					-	1,655	40,253	44,623	84,517	32,548	98	(9,277)	23,081	56,362	90,590				
Prior Year Forward - Law Enforcement Fund	IF_CCISO				-	165,483	1,341,764	1,487,419	2,817,225	1,084,931	3,267	(309,225)	769,377	1,878,719	3,019,678				
Less 5% Budgeted Revenues - Law Enforcement Fund					(8,710)	(61,909)	(80,298)	(80,516)	(82,511)	(79,912)	(78,290)	(77,821)	(79,439)	(81,103)	(82,815)				
Libraries and Culture	CC1270	FD3019			63,549	451,074	571,200	571,200	571,200	571,200	571,200	571,200	571,200	571,200	571,200	2,735,874	5,591,874		
Interest Earnings - Libraries and Culture					-	604	14,684	31,382	48,555	66,218	84,385	103,069	122,286	142,050	162,377				
Prior Year Forward - Libraries and Culture	IF_LC				-	60,372	489,465	1,046,055	1,618,508	2,207,275	2,812,823	3,435,628	4,076,183	4,734,995	5,412,582				
Less 5% Budgeted Revenues - Libraries and Culture					(3,177)	(22,584)	(29,294)	(30,129)	(30,988)	(31,871)	(32,779)	(33,713)	(34,674)	(35,662)	(36,679)				
Community Park Fees - Middleburg and West Clay District 1 (45%)	CC1271	FD3020			5,753	44,209	19,839	19,839	19,839	19,839	19,839	19,839	19,839	19,839	19,839	123,565	222,760		
Interest Earnings - Community Park District 1					-	55	1,425	1,436	1,448	1,459	1,471	1,483	1,496	1,508	1,522				
Prior Year Forward - Community Park District 1	IF_P1				-	5,465	47,516	47,878	48,251	48,634	49,028	49,433	49,850	50,279	50,720				
Less 5% Budgeted Revenues - Community Park District 1					(288)	(2,213)	(1,063)	(1,064)	(1,064)	(1,065)	(1,065)	(1,066)	(1,067)	(1,067)	(1,068)				
Community Park Fees - Orange Park, Lakeside, Fleming Island District 2	CC1272	FD3021			5,392	36,668	39,678	39,678	39,678	39,678	39,678	39,678	39,678	39,678	39,678	195,380	393,770		
Interest Earnings - Community Park District 2					-	51	1,200	1,175	1,149	1,122	1,095	1,066	1,037	1,007	976				
Prior Year Forward - Community Park District 2	IF_P2				-	5,122	40,006	39,162	38,294	37,402	36,484	35,540	34,569	33,570	32,543				
Less 5% Budgeted Revenues - Community Park District 2					(270)	(1,836)	(2,044)	(2,043)	(2,041)	(2,040)	(2,039)	(2,037)	(2,036)	(2,034)	(2,033)				
Community Park Fees - Keystone Heights, South Clay District 7 (45%)	CC1274	FD3023			1,619	16,671	19,839	19,839	19,839	19,839	19,839	19,839	19,839	19,839	19,839	96,027	195,222		
Interest Earnings - Community Park District 7					-	15	522	507	491	476	460	443	426	408	390				
Prior Year Forward - Community Park District 7	IF_P7				-	1,538	17,390	16,894	16,383	15,858	15,318	14,763	14,192	13,604	13,000				
Less 5% Budgeted Revenues - Community Park District 7					(81)	(834)	(1,018)	(1,017)	(1,017)	(1,016)	(1,015)	(1,014)	(1,013)	(1,012)	(1,011)				
Community Park Fees - Lake Asbury, Green Cove Springs District 4 (45%)	CC1273	FD3022			176,708	1,188,312	1,468,086	1,468,086	1,468,086	1,468,086	1,468,086	1,468,086	1,468,086	1,468,086	1,468,086	7,060,656	14,401,086		
Interest Earnings - Community Park District 4					-	1,679	38,951	37,859	36,736	35,581	34,392	33,171	31,914	30,621	29,292				
Prior Year Forward - Community Park District 4	IF_P4				-	167,873	1,298,364	1,261,963	1,224,524	1,186,019	1,146,416	1,105,685	1,063,793	1,020,706	976,392				
Less 5% Budgeted Revenues - Community Park District 4					(8,835)	(59,500)	(75,352)	(75,297)	(75,241)	(75,183)	(75,124)	(75,063)	(75,000)	(74,935)	(74,869)				
Community Park Fees - Branam Field, Oakleaf District 5 (45%)	CC1275	FD3024			31,249	280,953	59,517	59,517	59,517	59,517	59,517	59,517	59,517	59,517	59,517	519,021	816,606		
Interest Earnings - Community Park District 5					-	297	8,906	9,071	9,240	9,414	9,593	9,777	9,967	10,161	10,362				
Prior Year Forward - Community Park District 5	IF_P5				-	29,687	296,874	302,359	308,000	313,803	319,770	325,908	332,220	338,713	345,390				
Less 5% Budgeted Revenues - Community Park District 5					(1,562)	(14,062)	(3,421)	(3,429)	(3,438)	(3,447)	(3,456)	(3,465)	(3,474)	(3,484)	(3,494)				

Exhibit B

Clay County Capital Improvement Plan

TABLE 2 - Summary Report Fiscal Years 2023/2024 through 2027/2028

Section I Comprehensive Plan Capital Improvements - Capital Improvement Element (CIE) - Expenditures																			
Project Name	Division #	Workday Account #	Object #	Funding Code	FY22-23 Audited Actuals	FY23-24 Current Budget	FY24-25 Proposed Budget	FY25-26 Proposed Budget	FY26-27 Proposed Budget	FY27-28 Proposed Budget	FY28-29 Proposed Budget	FY29-30 Proposed Budget	FY30-31 Proposed Budget	FY31-32 Proposed Budget	FY32-33 Proposed Budget	Five Year Project Total	Years 6-25	Total Project	Comments
																0	0	0	

Clay County Capital Improvement Plan

TABLE 2 - Summary Report Fiscal Years 2021/2022 through 2026/2027

Section II Non-Comprehensive Plan Capital Improvements																				
Project Name	Division #	Workday Account #	Fund #	Funding Code	FY22-23 Audited Actuals	FY23-24 Current Budget	FY24-25 Proposed Budget	FY25-26 Proposed Budget	FY26-27 Proposed Budget	FY27-28 Proposed Budget	FY28-29 Proposed Budget	FY29-30 Proposed Budget	FY30-31 Proposed Budget	FY31-32 Proposed Budget	FY32-33 Proposed Budget	Five Year Project Total	Ten Year Total	Years 6-25	Total Project	Comments
																0	0			
																0	0			
District 1 Project (Middleburg/West Clay)	IF_P1	Future20	IF_P1				19,839	19,839	19,839	19,839	19,839	19,839	19,839	19,839	19,839	79,356	178,551			
District 2 Project (OP/Lakeside/Fleming Island)	IF_P2	Future21	IF_P2				39,678	39,678	39,678	39,678	39,678	39,678	39,678	39,678	39,678	158,712	357,102			
District 7 Project (Keystone Heights/South Clay)	IF_P7	Future22	IF_P7				19,839	19,839	19,839	19,839	19,839	19,839	19,839	19,839	19,839	79,356	178,551			
District 4 Project (Lake Asbury/GCS/SouthEast Clay)	IF_P4	Future23	IF_P4				1,468,086	1,468,086	1,468,086	1,468,086	1,468,086	1,468,086	1,468,086	1,468,086	1,468,086	5,872,344	13,212,774			
District 5 Project (Branan Field/Oakleaf)	IF_P5	Future24	IF_P5				59,517	59,517	59,517	59,517	59,517	59,517	59,517	59,517	59,517	238,068	535,653			
Regional Park - Future Phases	IF_Reg	Future25	IF_Reg								3,000,000					0	3,000,000			
Fire Fee Transfer to 2024 Bond Debt Service	IF_FR	FireXfer	IF_FR				600,628	1,500,000	1,500,000	1,500,000	1,500,000	1,500,000	1,000,000	1,000,000	1,000,000					
Fire Station 20 - GCS	IF_FR	PRJ100190	IF_FR													0	0			
Fire Station 22 - Fleming Island	IF_FR	PRJ100357	IF_FR													0	0			
Fire Station 15 - Lake Asbury	IF_FR	PRJ100285	IF_FR													0	0			
Fire Station 1 - Branan Field	IF_FR	PRJ100563	IF_FR													0	0			
Fire Station 21 - Green Cove North	IF_FR	Future11	IF_FR										1,500,000	500,000		0	2,000,000			
Fire Station 16 - Penney Farms	IF_FR	Future9	IF_FR										2,000,000			0	2,000,000			
Fire Station 17 - Peoria Rd	IF_FR	Future10	IF_FR										2,000,000			0	2,000,000			
Fire Station 13 - Clay Hill	IF_FR	Future8	IF_FR													0	0			
Fire Station 5 - Middleburg West	IF_FR	Future28	IF_FR																	
E911 Consolidation Bldg/Training Facility	IF_Admin	PRJ100208	IF_Admin						1,500,000	500,000						2,000,000	2,000,000			
Sheriff Office Building	IF_CCSC	Future14	IF_CCSC						3,000,000	2,600,000	1,400,000					5,600,000	7,000,000			
New Jail	IF_Admin	Future13	IF_Admin											3,000,000	3,000,000	0	6,000,000			
Admin Building 3rd Floor	IF_Admin	PRJ100611	IF_Admin				500,000									500,000	500,000			
Multi Agency Warehouse	IF_Admin	PRJ100612	IF_Admin					200,000	1,270,000							1,470,000	1,470,000			
Multi Agency Warehouse	IF_FR	Future19A	IF_FR					200,000	300,000							500,000	500,000			
Multi Agency Warehouse	IF_CCSC	Future19B	IF_CCSC					200,000	300,000							500,000	500,000			
Equipment - Sheriff - Capital & Vehicles - Capacity	IF_CCSC	CCSOV	IF_CCSC				1,380,000				400,000	400,000	400,000	400,000	400,000	1,380,000	3,380,000			
Equipment - Public Safety - Capacity	IF_FR	CCFRV	IF_FR				258,745	100,000	800,000	314,152	400,000	200,000	150,000	750,000		1,472,897	2,972,897			
Oakleaf Library	IF_LC	PRJ100526						1,000,000								1,000,000	1,000,000			
																0	0			
																0	0			
																0	0			
																0	0			
																0	0			
																0	0			
																0	0			
																0	0			
																0	0			
Subtotal - Impact Fee Fund					0	0	4,346,332	4,806,959	10,276,959	6,521,111	8,306,959	5,706,959	6,656,959	7,256,959	6,006,959	25,951,361	59,886,156		0	

Exhibit B

Clay County Capital Improvement Plan
TABLE 1 - Summary Report Fiscal Years 2023/2024 through 2027/2028
Capital Funds Revenues

Table with columns: Revenue Sources, Fund #, Workday Fund #, Object #, FY21-22 Actuals, FY22-23 Audited Actuals, FY23-24 Current Budget, FY24-25 Proposed Budget, FY25-26 Proposed Budget, FY26-27 Proposed Budget, FY27-28 Proposed Budget, FY28-29 Proposed Budget, FY29-30 Proposed Budget, FY30-31 Proposed Budget, FY31-32 Proposed Budget, FY32-33 Proposed Budget, Five Year Project Total, Ten Year Total, Revenue Totals, Comments.

Exhibit B

Clay County Capital Improvement Plan

TABLE 2 - Summary Report Fiscal Years 2023/2024 through 2027/2028

Section I Comprehensive Plan Capital Improvements - Capital Improvement Element (CIE) - Expenditures

Table with columns: Project Name, Division #, Workday Account #, Object #, FY21-22 Actuals, FY22-23 Audited Actuals, FY23-24 Current Budget, FY24-25 Proposed Budget, FY25-26 Proposed Budget, FY26-27 Proposed Budget, FY27-28 Proposed Budget, FY28-29 Proposed Budget, FY29-30 Proposed Budget, FY30-31 Proposed Budget, FY31-32 Proposed Budget, FY32-33 Proposed Budget, Five Year Project Total, Years 6-25, Total Project, Comments.

Exhibit B

Clay County Capital Improvement Plan
TABLE 2 - Summary Report Fiscal Years 2023/2024 through 2027/2028

Section II Non-Comprehensive Plan Capital Improvements																				
Project Name	Division #	Workday Account #	Fund #	FY21-22 Actuals	FY22-23 Audited Actuals	FY23-24 Current Budget	FY24-25 Proposed Budget	FY25-26 Proposed Budget	FY26-27 Proposed Budget	FY27-28 Proposed Budget	FY28-29 Proposed Budget	FY29-30 Proposed Budget	FY30-31 Proposed Budget	FY31-32 Proposed Budget	FY32-33 Proposed Budget	Five Year Project Total	Ten Year Total	Years 6-25	Total Project	Comments
The Station at Radar Road Sidewalk		PRJ100394	FD3007			36,000										36,000	36,000		36,000	Sidewalk construction along Radar Road
Special Districts																				
Proj #5 CR220 - Baxley Rd. to west of Henley Rd. (NE Fair Share)	6046	PRJ100201A	FD3004			783,245										783,245	783,245		983,245	Fair Share generated, going to PRJ100201
Proj #1 CR218 - Pinetree Ln. to Cosmo Ave. 4Ln. (W Fair Share)	6086	PRJ100147A	FD3005				247,000									247,000	247,000		247,000	Fair Share generated, going to PRJ100147
Long Bay Rd Ext	6045	PRJ100279	FD3006			1,869,177										1,869,177	1,869,177		2,219,177	Adequate public facilities. Going to PRJ100279
EW 1 (NS3 to CR 209 - Block Island)	6022	PRJ100278	FD3008			206,447										206,447	206,447		210,947	Adequate public facilities, no specific project
Sidewalks - Developers	6019	PG1006	FD3007			240,522										240,522	240,522		249,744	List of projects in priority
State Road 100 - Bradford to Putnam (4 Lane)		FutureM1	324324	-	-	-	-	-	-	-	-	400,000				0	400,000	5,135,000	5,535,000	Putnam to Bradford
County Road 218 - Bluejay to Cosmos Av		FutureM2	324321	-	-	-	-	-	-	-	-		2,000,000			0	2,000,000	18,093,775	20,093,775	Blue Jay/Mallard Rd. to Cosmos Ave.
County Road 220 - College Dr to US 17		FutureM3	324322	-	-	-	-	-	-	-	-		2,000,000			0	2,000,000	34,825,903	36,825,903	C.R. 224 (College Dr) to U.S. 17
Verbena Parkway (4)		FutureM7		-	-	-	-	-	-	-	-					0	0	9,011,979	9,011,979	Henley Rd. to NS 3
NS 3 - County Road 209 to Sandridge		FutureM8		-	-	-	-	-	-	-	-					0	0	16,042,267	16,042,267	C.R. 209 to Sandridge
EW 1 - County Road 209 to NS3		FutureM9		-	-	-	-	-	-	-	-					0	0	10,734,356	10,734,356	C.R. 209 to NS 3
NS 1 (Feed Mill) - Sandridge to First Coast Connector		FutureM10		-	-	-	-	-	-	-	-					0	0	15,662,708	15,662,708	Sandridge to First Coast Connector
County Road 218 Extension		FutureM11		-	-	-	-	-	-	-	-					0	0	10,000,000	10,000,000	C.R. 218 to First Coast Connector
Green Cove Springs Bypass		FutureM13		-	-	-	-	-	-	-	-					0	0	77,763,560	77,763,560	U.S. 17 to S.R. 16
County Road 220 State Road 21 to Henley Rd		FutureM14	324325	-	-	-	-	-	-	-	3,500,000	3,000,000				3,500,000	6,500,000	24,665,953	31,165,953	S.R. 21 to Henley Rd.
Baxley Road		FutureM15	324325	-	-	-	-	-	-	-	-		3,000,000	3,000,000		0	6,000,000	8,333,176	14,333,176	C.R. 220 to S.R. 21
Cheswick Oaks Ave. Extension (Savannah Glen Blvd. to Challenger Dr.)		FutureM16		-	-	-	-	-	-	-	-					0	0	29,212,050	29,212,050	Savannah Glen Blvd. to Challenger Dr.
Branan Mill Road (aka Atlantis)		FutureM17		-	-	-	-	-	-	-	-					0	0	9,109,854	9,109,854	Old Jennings to Trail Ridge
Cheswick Oaks Ave. Extension (Willford Preserve to Challenger Dr.)		FutureM18		-	-	-	-	-	-	-	-					0	0	4,337,123	4,337,123	Willford Preserve to Challenger Dr.
State Road 16 Green Cove to First Coast Expressway		FutureM19		-	-	-	-	-	-	-	-					0	0	47,520,000	47,520,000	Green Cove Springs to FCC
State Road 16 Shands Bridge to Green Cove Springs		FutureM20		-	-	-	-	-	-	-	-					0	0	5,000,000	5,000,000	Green Cove Springs to Shands Bridge
State Road 21 State Road 16 to County Road 215 (Turn Lanes)		FutureM21		-	-	-	-	-	-	-	-					0	0	16,335,000	16,335,000	S.R. 16 to C.R. 215
County Road 315 - State Road 16 to County Road 315B		FutureM22		-	-	-	-	-	-	-	-					0	0	27,586,921	27,586,921	S.R. 16 to C.R. 315B
HWY 17 Multi-Use Trail (Future)		FutureM23		-	-	-	-	-	-	-	-					0	0	960,000	960,000	Leonard C Taylor Pkwy toward Clay-Putname county line
County Road 220 Multi-Use Trail		FutureM24		-	-	-	-	-	-	-	-					0	0	497,195	497,195	HWY 17 to Brookstone Dr
Leonard C Taylor Multi-Use Trail		FutureM25		-	-	-	-	-	-	-	-					0	0	632,833	632,833	Rio Vista Cir to Susan Dr
Cecil to Old Jennings Rd.		FutureM26		-	-	-	-	-	-	-	-					0	0	2,601,435	2,601,435	Duval-Clay county line to Blanding Blvd.
Middleburg & West Clay Walking and Biking Projects		FutureM27		-	-	-	-	-	-	-	-					0	0	3,000,000	3,000,000	Walking & biking infra. improvements within District
Orange Park, Lakeside & Fleming Island Walking and Biking Projects		FutureM28		-	-	-	-	-	-	-	-					0	0	3,000,000	3,000,000	Walking & biking infra. improvements within District
Lake Asbury & Green Cove Springs Walking and Biking Projects		FutureM29		-	-	-	-	-	-	-	-					0	0	3,000,000	3,000,000	Walking & biking infra. improvements within District
Keystone Heights & Southwest Clay Walking and Biking Projects		FutureM30		-	-	-	-	-	-	-	-					0	0	3,000,000	3,000,000	Walking & biking infra. improvements within District
Branan Field & Oak Leaf Walking and Biking Projects		FutureM31		-	-	-	-	-	-	-	-					0	0	3,000,000	3,000,000	Walking & biking infra. improvements within District
Subtotal - Impact Fee Fund\Mobility\APF Funds				90,000	1,637,349	9,781,243	27,930,350	0	0	3,500,000	3,000,000	400,000	7,000,000	3,000,000	0	41,211,593	54,611,593	389,061,088	409,907,201	

* Mobility projects divisions are each district. 6124=Middleburg & West Clay, 6125=Orange Park, Lakeside, Fleming Island, 6126=Lake Asbury & Green Cove Springs, 6127=Keystone Heights & South Clay
6128=Branan Field & Oak Leaf

Developer Funded Projects																				
Verbena Parkway - Proj #7	6126	PRJ100222	312D		831,085		8,110,781									8,110,781	8,110,781		8,941,866	Developer project, reimbursed with mobility fees
NS3 and EW1 Proj #8	6126	PRJ100223	312D		920,128											0	0	8,281,154	9,201,282	Developer project, reimbursed with mobility fees

Exhibit C

Clay County Capital Improvement Plan
TABLE 1 - Summary Report Fiscal Years 2023/2024 through 2027/2028
 Capital Funds Revenues

Revenue Sources	Workday Fund #	Object #	Funding Code	FY19-20 Actuals	FY20-21 Actuals	FY21-22 Actuals	FY22-23 Audited Actuals	FY23-24 Current Budget	FY24-25 Proposed Budget	FY25-26 Proposed Budget	FY26-27 Proposed Budget	Five Year Project Total	Revenue Totals	Comments
Fund Level Revenues														
Interest Earnings - 2020 Bond Fund	FD3010	361000		355,021	192,657	222,597	2,254,742	1,475,000	196,493			5,126,021		Interest
Prior Year Carry Forward - 2020 Bond Fund	FD3010	399002		0	129,249,192	127,563,278	115,428,215	85,796,202	8,385,038	(21,609,262)				Spend down of Fund Balance
Clay County Utility Authority Project Contributions	FD3010	366000					1,501,558	1,524,395				3,025,953		
Florida Department of Transportation	FD3010	334400						1,740,169				1,740,169		
Subtotal - 2020 Bond Fund	FD3010	320		129,363,402	129,441,849	127,785,875	119,184,515	88,795,597	10,321,700	(21,609,262)	0			

Exhibit C

Clay County Capital Improvement Plan
TABLE 2 - Summary Report Fiscal Years 2023/2024 through 2027/2028
 Section I Comprehensive Plan Capital Improvements - Capital Improvement Element (CIE) - Expenditures

Project Name	Workday Account #	Workday Fund #	Funding Code	FY19-20 Actuals	FY20-21 Actuals	FY21-22 Actuals	FY22-23 Audited Actuals	FY23-24 Current Budget	FY24-25 Proposed Budget	FY25-26 Proposed Budget	FY26-27 Proposed Budget	FY23/24 - End Project Total	Total Project	Comments	
Proj #1 CR218 - Pinetree Ln. to Cosmos Ave. 4Ln.	PRJ100147	FD3010	BP	23,294	1,407,322	2,047,155	598,755	8,731,209	8,875,366	0		17,606,575	21,683,101	Projected FY23-24 spend is \$4,859,704	
Proj #1 CR218 - Pinetree Ln. to Cosmos Ave. 4Ln. (CCUA)	PRJ100147B	FD3010	BP					424,395				424,395	424,395	CCUA paying \$424,395 in FY23-24	
Proj #2 CR209 - Peters Creek south to US17 4Ln.	PRJ100196	FD3010	BP	13,599	437,017	1,134,062	2,333,595	13,130,044	4,590,022	0		17,720,066	21,638,339	Projected FY23-24 spend is \$11,214,015	
Proj #2 CR209 - Peters Creek south to US17 4Ln. (FDOT)	PRJ100196B	FD3010	BP					1,740,169				1,740,169	1,740,169		
Proj #3A CR209 - Peters Creek to Sandridge	PRJ100199	FD3010	BP	23,193	582,474	1,865,579	2,461,744	11,461,107	7,954,194	0		19,415,301	24,348,291	Projected FY23-24 spend is \$3,568,758	
Proj #3B CR209 - Sandridge Intersection	PRJ100199B	FD3010	BP					0		0	0	0	0		
Proj #4 CR739B - Henley to west of CR209	PRJ100200	FD3010	BP	23,261	656,920	1,801,469	9,289,890	15,595,975	4,983,750	0		20,579,725	32,351,265	Projected FY23-24 spend is \$15,533,468	
Proj #4 CR739B - Henley to west of CR209 (CCUA)	PRJ100200B	FD3010	BP					1,501,558		0		1,501,558	1,501,558	CCUA paying \$1,501,558 in FY23-24	
Proj #5 CR220 - Baxley Rd. to west of Henley Rd.	PRJ100201	FD3010	BP	14,033	462,882	978,568	1,708,007	401,796	118,151	0		519,947	3,683,437	Projected FY23-24 spend is \$250,445	
Proj #6A FCC from Maryland Ave. to US17	PRJ100202	FD3010	BP	13,735	325,503	932,556	2,109,331	5,487,706	2,309,479	0		7,797,185	11,178,310	Projected FY23-24 spend is \$3,795,773	
Proj #6A FCC from Maryland Ave. to US17 (CCUA)	PRJ100202B	FD3010	BP					1,100,000		0		1,100,000	1,100,000		
Proj #6A FCC from Maryland Ave. to US17 (FDOT)	PRJ100202C	FD3010	BP						0	0	0	0	0		
Proj #6B FCC from SR23 to Maryland Ave.	PRJ100203	FD3010	BP	3,095	799,259	3,598,271	9,672,349	21,936,600	2,000,000	0		23,936,600	38,009,574	Projected FY23-24 spend is \$21,936,600	
Subtotal - 2020 Bond Fund				114,210	1,407,322	12,357,660	28,173,671	80,410,559	31,930,962	0		112,341,521	0	157,658,438	Includes proceeds, CCUA, interest earned

Exhibit D

Clay County Capital Improvement Plan
 TABLE 1 - Summary Report Fiscal Years 2023/2024 through 2027/2028
 Capital Funds Revenues

Revenue Sources	Workday Fund #	Object #	Funding Code	FY19-20 Actuals	FY20-21 Actuals	FY21-22 Actuals	FY22-23 Audited Actuals	FY23-24 Current Budget	FY24-25 Proposed Budget	FY25-26 Proposed Budget	FY26-27 Proposed Budget	Five Year Project Total	Revenue Totals	Comments
Fund Level Revenues														
Interest Earnings - 2024 Bond Fund	FD3025	361000							1,511,149	222,933	91,006			Interest
Prior Year Carry Forward - 2024 Bond Fund	FD3025	399002							60,445,955	8,917,311	3,640,244			Spend down of Fund Balance
Bond Proceeds - 2024 Bond Fund	FD3025	384100						65,276,840						
Subtotal - 2024 Bond Fund	FD3025				0	0	0	65,276,840	61,957,104	9,140,244	3,731,250			

Exhibit D

Clay County Capital Improvement Plan
 TABLE 2 - Summary Report Fiscal Years 2023/2024 through 2027/2028
 Section I Comprehensive Plan Capital Improvements - Capital Improvement Element (CIE) - Expenditures

Project Name	Workday Account #	Workday Fund #	Funding Code	FY19-20 Actuals	FY20-21 Actuals	FY21-22 Actuals	FY22-23 Audited Actuals	FY23-24 Current Budget	FY24-25 Proposed Budget	FY25-26 Proposed Budget	FY26-27 Proposed Budget	FY23/24 - End Project Total	Total Project	Comments
Fire Station 24 - Virginia Village	PRJ100286							23,082	11,689,878				11,712,960	
Fire Station 20 - GCS	PRJ100190							3,464,942	8,284,205				11,749,147	
Fire Station 22 - Fleming Island	PRJ100357							670,916	13,337,655				14,008,571	
Fire Station 15 - Lake Asbury	PRJ100285								6,000,000	5,500,000			11,500,000	
Fire Station 1 - Branan Field	PRJ100563							381,945	11,118,055				11,500,000	
Radio Tower - Sleepy Hollow	PRJ100756							290,000	2,610,000				2,900,000	
													0	
													0	
													0	
													0	
													0	
													0	
Subtotal - 2024 Bond Fund				0	0	0	0	4,830,885	53,039,793	5,500,000		63,370,678	0	63,370,678

Exhibit E

Clay County Capital Improvement Plan
TABLE 1 - Summary Report Fiscal Years 2023/2024 through 2027/2028
 Capital Funds Revenues

Revenue Sources	Workday Fund #	FY21-22 Actuals	FY22-23 Audited Actuals	FY23-24 Current Budget	FY24-25 Proposed Budget	FY25-26 Proposed Budget	FY26-27 Proposed Budget	FY27-28 Proposed Budget	FY28-29 Proposed Budget	FY29-30 Proposed Budget	FY30-31 Proposed Budget	FY31-32 Proposed Budget	FY32-33 Proposed Budget	Five Year Project Total	Ten Year Total	Revenue Totals	Comments
				1	2	3	4	5	6	7	8	9	10				
Solid Waste Fund	FD4000	-		3,097,490	1,150,000	6,820,000	4,600,000	5,400,000						21,067,490	21,067,490	21,067,490	Charges for Service
Building Fund	FD1028	-	2,334,912	8,000,000	8,501,038	-	-							16,501,038	16,501,038	18,835,950	Building Fees
Public Safety \$12.50 Surcharge Expenses	FD3000	463,527												0	0	463,527	
Atlantis Drive (CCUA Funding)	PRJ100198	0												0	0	0	CCUA paying \$1,108,792 (Paid Feb FY20-21), State paying \$2,065,000
Fairgrounds Sewer Improvements	PRJ100173			645,000										645,000	645,000	645,000	
DEO Grant - NE Sports Complex	PRJ100304		200,000											0	0	200,000	
Aquarius Concourse (CCUA Funding)	PRJ100386	620,451	1,484,997											0	0	2,105,448	CCUA paid \$2,105,447 July 2022
Pickleball Courts (City of GCS Funding)	PRJ100356		15,000											0	0	15,000	City of GCS paid \$15,000 Sept 2023
Subtotal Funds		1,083,978	4,034,909	11,742,490	9,651,038	6,820,000	4,600,000	5,400,000						38,213,528		43,332,415	

Exhibit E

Clay County Capital Improvement Plan
TABLE 2 - Summary Report Fiscal Years 2023/2024 through 2027/2028

Section I Comprehensive Plan Capital Improvements - Capital Improvement Element (CIE)																		
Project Name	Workday Account #	FY21-22 Actuals	FY22-23 Audited Actuals	FY23-24 Current Budget	FY24-25 Proposed Budget	FY25-26 Proposed Budget	FY26-27 Proposed Budget	FY27-28 Proposed Budget	FY28-29 Proposed Budget	FY29-30 Proposed Budget	FY30-31 Proposed Budget	FY31-32 Proposed Budget	FY32-33 Proposed Budget	Five Year Project Total	Ten Year Total	Years 6-25	Total Project	Comments
Subtotal Other Projects - Capital Improvement Element (CIE)		0	0	0	0	0	0	0						0	0		0	

Clay County Capital Improvement Plan
TABLE 2 - Summary Report Fiscal Years 2023/2024 through 2027/2028

Section II Non-Comprehensive Plan Capital Improvements																		
Project Name	Workday Account #	FY21-22 Actuals	FY22-23 Audited Actuals	FY23-24 Current Budget	FY24-25 Proposed Budget	FY25-26 Proposed Budget	FY26-27 Proposed Budget	FY27-28 Proposed Budget	FY28-29 Proposed Budget	FY29-30 Proposed Budget	FY30-31 Proposed Budget	FY31-32 Proposed Budget	FY32-33 Proposed Budget	Five Year Project Total	Ten Year Total	Years 6-25	Total Project	Comments
ENVIRONMENTAL																		
Solid Waste Materials Recovery Facility Improvements	PRJ100292			1,543,590										1,543,590	1,543,590		1,543,590	Funded through saved PRJ100292
Leachate System Improvements	PRJ100732			53,900										53,900	53,900		53,900	PRJ100732
Solid Waste Transfer Station	PRJ100742			1,500,000	150,000	1,000,000	4,600,000	5,400,000						12,650,000	12,650,000		12,650,000	PRJ100742
Solid Waste Class I and C&D Building Improvements	PRJ100743				1,000,000	5,820,000								6,820,000	6,820,000		6,820,000	PRJ100743
Subtotal Solid Waste Fund		0	0	3,097,490	1,150,000	6,820,000	4,600,000	5,400,000	0	0	0	0	0	21,067,490	21,067,490		21,067,490	#N/A
OTHER PROJECTS																		
Building Department Building	PRJ100387		2,334,912	8,000,000	8,501,038									16,501,038	16,501,038		18,835,950	Location is To Be Deter PRJ100387
Fairgrounds Sewer Improvements	PRJ100173			645,000										645,000	645,000		645,000	Infra. improves. \$645K PRJ100173
DEO Grant - NE Sports Complex	PRJ100304		200,000											0	0		200,000	PRJ100304
Aquarius Concourse (CCUA Funding)	PRJ100386	650,000	1,455,448											0	0		2,105,448	CCUA paid \$2,105,447 . PRJ100386
Pickleball Courts (City of GCS Funding)	PRJ100356		15,000											0	0		15,000	City of GCS paid \$15,00 PRJ100356
Subtotal Other Projects		650,000	4,005,360	8,645,000	8,501,038	0	0	0						17,146,038	17,146,038		21,801,398	

Exhibit F

**Clay County Capital Improvement Plan
TABLE 1 - Summary Report Fiscal Years 2023/2024 through 2027/2028**

Capital Funds Revenues																		
Revenue Sources	Fund #	Workday Fund #	FY21-22 Actuals	FY22-23 Audited Actuals	FY23-24 Current Budget	FY24-25 Proposed Budget	FY25-26 Proposed Budget	FY26-27 Proposed Budget	FY27-28 Proposed Budget	FY28-29 Proposed Budget	FY29-30 Proposed Budget	FY30-31 Proposed Budget	FY31-32 Proposed Budget	FY32-33 Proposed Budget	Five Year Project Total	Ten Year Project Total	Revenue Totals	Comments
Project Specific Revenue					1	2	3	4	5	6	7	8	9	10				
DEO Grant - NE Sports Complex (PRJ304)	305	FD3003	1,414,969	1,585,031											0	0	3,000,000	Received \$1,000,000 FY21-22
State Grant - FDACS Fairgrounds Project (PRJ302)	305	FD3003	27,403	126,069		756,658									756,658	756,658	910,130	FDACS State grant agreement amounts
Fairgrounds - FDACS Exhibit Hall Remodel (PRJ301)	6067A	FD3003	75,871	424,129											0	0	500,000	FDACS State grant agreement amounts. Completed
State Grant - SR23 Frontage Trail Ridge (PRJ347)	305	FD3003	1,805	13,406	233,482	966,882	1,532,697								2,733,061	2,733,061	2,748,272	LAP agreement amounts
State Grant - CR220 - SR21 (Blanding Blvd) to Henley (PRJ212)	305	FD3003		54,324	754,696	3,190,980									3,945,676	3,945,676	4,000,000	LAP agreement amounts
State Grant - Greenway Trail (Design) (PRJ365)	305	FD3003		282,808	89,249	127,763									217,012	217,012	499,820	Grant agreement for trail design
State Grant - Greenway Trail Construction (PRJ407)		FD3003				1,500,000									1,500,000	1,500,000	1,500,000	Grant agreement for construction
St. Grant (LAP) - CR220 West of Lakeshore Dr to Old Hard Rd (PRJ395)	305	FD3003			35,000										35,000	35,000	35,000	LAP agreement amounts
St. Grant (LAP) - CR220 Int. Impr. - Lakeshore Dr to Old Hard Rd (PRJ414)		FD3003				1,783,983									1,783,983	1,783,983	1,783,983	LAP agreement amounts. BCC approved 12/13/22
State Grant (LAP) - Doctors Inlet Elementary School (PRJ608)	305	FD3003				134,821	824,288								959,109	959,109	959,109	LAP agreement amounts
St. Grant - FDLE - Office of Criminal Justice-Jail Expansion Grant (PRJ331)		FD3003		1,000,000		1,000,000									1,000,000	1,000,000	2,000,000	Public Safety Grant tied with ARPA Health Dept Reno
Federal Grant (LAP) - CR220-Town Center Intersection (PRJ299)	305	FD3003		413,180											0	0	413,180	LAP agreement amounts
Federal Grant (LAP) - Sidewalk-CR218 Clay Elem. to Taylor Rd (PRJ330)	305	FD3003			818,664										818,664	818,664	818,664	LAP agreement amounts
Federal Grant - Ridaught Landing Drainage (PRJ293)	305	FD3003	14,925	3,603	-										0	0	18,528	Agreement = \$23,523, fund 131 reimb \$16,022.75
Federal Grant - Knight Box CR220 Drainage Improvements (PRJ294)	305	FD3003	35,336	67,535	-										0	0	102,871	Agreement = \$111,868, fund 131 reimb \$16,277.72
Federal Grant - Tumbleweed Dr Tanglewood Drainage Improve (PRJ295)	305	FD3003	14,562	26,545	-										0	0	41,107	FEMA agreement amounts
Federal Grant - Homestead Rd Drainage Improvements (PRJ296)	305	FD3003	8,825	15,113											0	0	23,938	FEMA agreement amounts, Expires 8/31/21
Federal Grant - Greenwood Drainage Improvements (PRJ297)	305	FD3003	17,946	85,851	-										0	0	103,797	Agreement = \$119,381, fund 131 reimb \$17,171.25
State Grant - Fire Station #20 (PRJ190)		FD3003				750,000									750,000	750,000	750,000	Grant agreement for construction
State Grant - Fire Station #24 (PRJ286)		FD3003													0	0	0	Grant agreement for construction
State Grant - Substance Use Disorder Recovery Center (PRJ564)		FD3003				500,000	2,500,000								3,000,000	3,000,000	3,000,000	564564
State Grant - Clay County Regional Sports Complex (PRJ304B)		FD3003			1,000,000										1,000,000	1,000,000	1,000,000	Grant agreement for construction
Turn Lanes - Regional Sports Complex (PRJ469)		FD3003		1,486,382											0	0	1,486,382	Grant agreement for design and construction
State Grant - Clay County Greenways Expansion (PRJ560)		FD3003				1,000,000									1,000,000	1,000,000	1,000,000	Grant agreement for construction
Spencer Industrial Complex (PRJ561)		FD3003				562,500	3,000,000								3,562,500	3,562,500	3,562,500	Design/Construction FY23-24. Grant pays \$4.75 mil. County pays 25%
Petco Love Animal Welfare Organizations (AWO) (PRJ210)		FD3003		50,000											0	0	50,000	Received Contribution \$50,000 in May FY22-23
Federal Grant-Indigo Branch (PRJ450)		FD3003			141,100	54,090									195,190	195,190	195,190	Hazard Mitigation Grant Program (90%)
State Grant (LAP) - CR220 (Henley Rd to Knight Box) (PRJ171)		FD3003			1,887,267	9,706,541	3,500,000								15,093,808	15,093,808	15,093,808	LAP Agreement amounts. Exp. 12/31/2027
State Grant - SUNTrail Long Bay-Old Jennings to Live Oak Lane (PRJ653)		FD3003				600,000	6,500,000	7,000,000	2,951,455						17,051,455	17,051,455	17,051,455	FDOT Agreement for Florida Shared-Use Nonmotorized Trail
Subtotal - Grants	305	FD3003	1,611,642	5,633,976	4,959,458	21,134,218	19,356,985	7,000,000	2,951,455	0	0	0	0	0	55,402,116	55,402,116	62,647,734	Grants agreement for consuruction

Exhibit F

TABLE 2 - Summary Report Fiscal Years 2023/2024 through 2027/2028

Section I Comprehensive Plan Capital Improvements - Capital Improvement Element (CIE)																			
Project Name	Division #	Workday Account #	FY21-22 Actuals	FY22-23 Audited Actuals	FY23-24 Current Budget	FY24-25 Proposed Budget	FY25-26 Proposed Budget	FY26-27 Proposed Budget	FY27-28 Proposed Budget						Five Year Project Total	Ten Year Project Total	Years 6-25	Total Project	Comments
SR23 Frontage Trail Ridge	6096A	PRJ100347	1,805	265,134	233,482	966,882	1,532,697								2,733,061	2,733,061		3,000,000	Des FY22-24, Const FY24-25, State paying \$3,000,000
CR220 - SR21(Blanding Blvd) to Henley (Quad West)	6115	PRJ100212		80,206	754,696	3,165,098									3,919,794	3,919,794		4,000,000	Carryover to completion, State paying \$4,000,000
CR220 (Henley Rd to Knight Boxx)		PRJ100171			1,887,267	9,706,541	3,500,000								15,093,808	15,093,808		15,093,808	LAP agreement
Subtotal - Grants - Capital Improvement Element (CIE)			1,805	345,340	2,875,445	13,838,521	5,032,697	0	0	0	0	0	0	0	21,746,663	21,746,663		22,093,808	

TABLE 2 - Summary Report Fiscal Years 2023/2024 through 2027/2028

Section II Non-Comprehensive Plan Capital Improvements																			
Project Name	Division #	Workday Account #	FY21-22 Actuals	FY22-23 Audited Actuals	FY23-24 Current Budget	FY24-25 Proposed Budget	FY25-26 Proposed Budget	FY26-27 Proposed Budget	FY27-28 Proposed Budget						Five Year Project Total	Ten Year Project Total	Years 6-25	Total Project	Comments
DEO Grant - NE Sports Complex	6120A	PRJ100304	1,414,969	1,585,031											0	0		3,000,000	Land Acquis & Design FY20-21, Con FY21-22, St -\$3M PRJ100304
Fairgrounds - FDACS Livestock Pavilion Infrastr	6067B	PRJ100302	27,403	126,029		756,568									756,568	756,568		910,000	Infrastructure Improvements - agreement Aug 2021 PRJ100302
Fairgrounds - FDACS Exhibit Hall Remodel	6067A	PRJ100301	75,871	424,129											0	0		500,000	Renovate and carryover to completion. Grant Completed PRJ100301
Greenway Trail-Jennings Park (Design)	6159	PRJ100365		282,808	89,249	127,763									217,012	217,012		499,820	Design of trail from Live Oak LN to Jennings Park PRJ100365
Greenway Trail Construction		PRJ100407					1,500,000								1,500,000	1,500,000		1,500,000	Paving Live Oak Lane, parking areas, restroom facilities, tr PRJ100407
CR220 West of Lakeshore Drive to Old Hard Road		PRJ100395			35,000										35,000	35,000		35,000	Intersection improvement. Design FY21-22, Const FY22-2: PRJ100395
CR220 Int. Impr. - Lakeshore Drive to Old Hard Road		PRJ100414				1,783,983									1,783,983	1,783,983		1,783,983	Intersection improvement. Const FY22-23 PRJ100414
Sidewalk - Doctors Inlet Elementary School	Prop	PRJ100608				134,821	824,288								959,109	959,109		959,109	FDOT paying \$959,500 PRJ100608
CR220 - Town Center Intersection	6117A	PRJ100299		413,180											0	0		413,180	Carryover to completion PRJ100299
Sidewalk - CR218-Clay Hill Elem to Taylor Rd.	6116A	PRJ100330			818,664										818,664	818,664		818,664	Completion in FY20-21 PRJ100330
Ridaught Landing Drainage Improvements	6092A	PRJ100293	14,925	3,603											0	0		18,528	\$21,363.66 spent in fund 131 FY19-20, FEMA pays 75% PRJ100293
Knight Boxx & CR220 Drainage Improvements	6092C	PRJ100294	35,336	67,535											0	0		102,871	\$21,703.62 spent in fund 131 FY19-20, FEMA pays 75% PRJ100294
Tumbleweed Dr.-Tanglewood Village Drainage	6092D	PRJ100295	14,562	26,545											0	0		41,107	Complete in FY21-22, Fed pays 75% PRJ100295
Homestead Rd Drainage - Tanglewood	6092E	PRJ100296	8,825	15,113											0	0		23,938	Complete in FY21-22, Fed pays 75% PRJ100296
Greenwood Drainage Improvements	6092F	PRJ100297	17,946	85,851											0	0		103,797	\$22,895 spent in fund 131 FY19-20, FEMA pays 75% PRJ100297
Fairgrounds Sewer Improvements	6067	PRJ100173	0												0	0		0	Infra. improves. \$645K from TT. Grant applied for PRJ100173
FDLE - Office of Criminal Justice - Jail Expansion Grant		PRJ100331				1,000,000									1,000,000	1,000,000		1,000,000	Public Safety Grant tied with ARPA Health Dept Reno PRJ100331
Fire Station #20		PRJ100190													0	0		0	Grant agreement for construction PRJ100190
Fire Station #24		PRJ100286													0	0		0	Grant agreement for construction PRJ100286
Substance Use Disorder Recovery Center		PRJ100564				500,000	2,500,000								3,000,000	3,000,000		3,000,000	PRJ100564
Clay County Regional Sports Complex		PRJ100304B			1,000,000										1,000,000	1,000,000		1,000,000	Grant agreement for construction PRJ100304B
Turn Lanes - Regional Sports Complex		PRJ100469			1,486,382										1,486,382	1,486,382		1,486,382	Grant agreement for design and construction PRJ100469
Clay County Greenways Expansion		PRJ100560				1,000,000									1,000,000	1,000,000		1,000,000	Grant agreement for construction PRJ100560
Spencer Industrial Complex		PRJ100561				562,500	3,000,000								3,562,500	3,562,500		3,562,500	Design/Construction FY23-24. Grant pays \$4.75 mil. Coun PRJ100561
Petco Love Animal Welfare Organizations (AWO)		PRJ100210		50,000	0										0	0		50,000	added to PRJ100210 Design PRJ100210
Indigo Branch (HMPG)		PRJ100450			141,100	54,090									195,190	195,190		195,190	Hazard Mitigation Grant Program (90%) PRJ100450
SUNTrail Long Bay-Old Jennings to Live Oak Lane		PRJ100653				600,000	6,500,000	7,000,000	2,951,455						17,051,455	17,051,455		17,051,455	FDOT agreement exp. 6/30/26. PRJ100653
Subtotal - Grants - Non-Comprehensive Capital Improvements			1,609,837	3,079,824	3,570,395	6,519,725	14,324,288	7,000,000	2,951,455	0	0	0	0	0	34,365,863	34,365,863		39,055,524	

Total All Grants 56,112,526 56,112,526
 Difference Between Revenue and Expense 710,410 710,410

Exhibit F

American Rescue Plan Act (ARPA) Spending Plan

EXPENDITURES FY21-22 THROUGH FY24-25

American Rescue Plan Revenues									
Revenue Sources	ARPA Code	Workday Account #	Fund #	FY21-22 Audited Actuals	FY22-23 Audited Actuals	FY23-24 Current Budget	FY24-25 Proposed Budget		Comments
Subtotal American Rescue Plan Fund			FD1054	42,500,000	37,574,795	24,557,635	2,067,999	242,941	Fund Balance Adjustments
Interest Earning - American Rescue Plan Fund				82,229	1,494,162	964,000			
Subtotal - American Rescue Plan Fund				42,582,229	39,068,957	25,521,635	2,067,999		

American Rescue Plan Expenditures									
Project Name	ARPA Code	Workday Account #	Fund #	FY 21-22 Actuals	FY22-23 Audited Actuals	FY23-24 Current Budget	FY24-25 Proposed Budget	Total Project	Comments
Constitutional Requests	ARPA12	ARPA12	FD1054		79,802			79,802	Project Complete
Clerk's Office - Workday	ARPA13	ARPA13	FD1054	656,889	468,258			1,125,147	Project Complete
Clerk's Office - VPN	ARPA15	ARPA15	FD1054					0	
Clerk's Office - I pads for Check In	ARPA21	ARPA21	FD1054					0	
Clerk's Office - Laptops and Cameras	ARPA22	ARPA22	FD1054					0	Waiting on quotes
Community Programs - SBDC until 2024	ARPA28	ARPA28	FD1054	150,000				150,000	Fully executed.
Community Programs - Workforce Housing Subsidy	ARPA29	ARPA29	FD1054	600,000	80,000			680,000	Fully executed. Urban Land Institute
Timberline Drive	ARPA35	ARPA35	FD1054					0	
Robert Paine Street and William Ellery Street	ARPA36	ARPA36	FD1054					0	
Silverado Stormwater Improvements	ARPA37	ARPA37	FD1054					0	
Laurel Drive Stormwater Improvements	ARPA38	ARPA38	FD1054					0	
Fire Station 20 Green Cove Springs	PRJ100190A	PRJ100190	FD1054			1,000,000		1,000,000	
Proj #3B CR209 - Sandridge Intersection	PRJ100199A	PRJ100199	FD1054			1,847,999		1,847,999	
DEO Grant - NE Sports Complex	PRJ100304A	PRJ100304	FD1054		1,977,442	1,121,811		3,099,253	Project to be completed FY23-24
Purchase Of Rescue Units	PRJ100319	PRJ100319	FD1054		1,165,060	300,000		1,465,060	To be completed in FY23-24
Unidentified ARPA projects (Operating Supplies)	PRJ100319	PRJ100319	FD1054					0	
Pediatric Simulator ARPA projects (M&E Cap)	PRJ100319A	PRJ100319	FD1054			9,739		9,739	
Keystone Lakes Projects	PRJ100319B	PRJ100319	FD1054					0	
Courthouse Camera and Security	PRJ100319C	PRJ100319	FD1054		814,576	423,349		1,237,925	Cameras/Security/WIFI (also Clerk Request)
Administrative Expenses/Rentals-Leases	PRJ100319D	PRJ100319	FD1054	279,693	363,550	25,000		668,243	Admin expenses and College Drive Rental.
Smart North Florida	PRJ100319E	PRJ100319	FD1054		130,780	15,000		145,780	Project Complete
Jail Improvements/Conversion	PRJ100331	PRJ100331	FD1054	248,400	19,310	1,292,443	1,825,058	3,385,211	To be completed in Dec FY24-25
Countywide Storm Water Improvements	PRJ100332	PRJ100332	FD1054					0	Distributing to drainage
Drainage - Hagans Court	PRJ100332A		FD1054		62,088			62,088	Project complete
Drainage - Hibernia Forest Drive	PRJ100332B		FD1054		106,035			106,035	Project complete
Drainage - Live Oak Lane	PRJ100332C		FD1054		77,022			77,022	Project complete
Drainage - Honeysuckle Circle	PRJ100332D		FD1054		105,830			105,830	Project complete
Drainage - Morningside at Aletha	PRJ100332E	PRJ100332	FD1054		58,387			58,387	Project complete
Broadband Project	PRJ100333	PRJ100333	FD1054	1,000,000		1,000,000		2,000,000	To be completed FY23-24
Health Department Renovation	PRJ100334	PRJ100334	FD1054	102,005	3,214,851	2,902,883		6,219,739	completed by april
Refund County Based Health Plan	PRJ100336	PRJ100336	FD1054	1,954,907	534,607	125,000		2,614,514	To be completed FY23-24
Neptune Park - Phase II - Multipurpose Fields	PRJ100355A	PRJ100355	FD1054			80,000		80,000	To be completed FY23-24
Storm Water/Infrastructure Study	PRJ100368	PRJ100368	FD1054	15,540	196,047	1,067,072		1,278,659	To be completed FY23-24

Indigo Branch Drainage	PRJ100369	PRJ100369	FD1054					0	
Pine Ridge Project	PRJ100370	PRJ100370	FD1054			665,871		665,871	Project complete
CR220 Int. Impr. - Lakeshore Drive to Old Hard Road	PRJ100414A	PRJ100414	FD1054				1,049,276	1,049,276	Bids came in high
Park - Twin Lakes Pickleball	PRJ100419	PRJ100419	FD1054			159,022		159,022	Project complete
American Rescue Plan Expenditures									
Project Name	ARPA Code	Workday Account #	Fund #	FY 21-22 Actuals	FY22-23 Audited Actuals	FY23-24 Current Budget	FY24-25 Proposed Budget	Total Project	Comments
Park - Island Forest Playground	PRJ100420	PRJ100420	FD1054			47,729		47,729	Project complete
Park - WE Varnes - Playground	PRJ100421	PRJ100421	FD1054			118,828		118,828	Project complete
Park - WE Varnes - Pickleball	PRJ100422	PRJ100422	FD1054		174,422			174,422	Project complete
Park - Walter Odum Park Drainage Improvements	PRJ100423	PRJ100423	FD1054			1,376,094		1,376,094	947k. Eng. Estimate. Out to be bid Feb
Park - Eagle Harbor Drainage Improvements	PRJ100424	PRJ100424	FD1054			534,950		534,950	no plans.30% behind on this. \$500k in general fund. Around
Park - Carl Pugh Drainage Improvements	PRJ100425	PRJ100425	FD1054			0		0	Project can not be completed in time
Park - Ronnie Van Zant Erosion Control & Stabilization	PRJ100426	PRJ100426	FD1054			583,841		583,841	Awaiting approval
Park - Ronnie Van Zant Dock Replacement	PRJ100427	PRJ100427	FD1054					0	
Storm Water Improvements-Grove Park Dr E & Grove Park Lane	PRJ100428	PRJ100428	FD1054		484,595			484,595	Project complete
Habitat Drainage	PRJ100429	PRJ100429	FD1054		85,925			85,925	Project complete
Care Connect Information Network	PRJ100430	PRJ100430	FD1054		50,000	50,000		100,000	To be completed in FY23-24
Drainage - Botany Street	PRJ100431	PRJ100431	FD1054		162,739			162,739	Project complete
Community Programs	PRJ100432	PRJ100432	FD1054		207,142	583,336		790,478	monies all used.
Drainage - Olde Sutton Parke Drive	PRJ100434	PRJ100434	FD1054		111,520			111,520	Project complete
Drainage - Scorpio Lane	PRJ100435	PRJ100435	FD1054		181,016			181,016	Project complete
Drainage - Morningside Drive and Acorn Manor	PRJ100436	PRJ100436	FD1054		75,909			75,909	Project complete
Drainage - Henley Road	PRJ100437	PRJ100437	FD1054		454,178			454,178	Project complete
Drainage - Oak Drive South	PRJ100438	PRJ100438	FD1054		183,654			183,654	Project Complete
Drainage - Industrial Loop	PRJ100439	PRJ100439	FD1054		317,525			317,525	Project Complete
Network Infrastructure Replacement	PRJ100441	PRJ100441	FD1054		191,899	458,101		650,000	Cyber Security Enhancements
Drainage - Acorn Chase Drive	PRJ100442	PRJ100442	FD1054		178,093			178,093	Project Complete
CCSO Jail Air Handlers Replacement	PRJ100443	PRJ100443	FD1054		321,833	386,168		708,001	To be completed in FY23-24
Mental Health Counselor	PRJ100446	PRJ100446	FD1054		52,673			52,673	Project Complete
Filmore Street Drainage Improvements	PRJ100448	PRJ100448	FD1054		305,449			305,449	Project Complete
Clerk's Office - Office 365	PRJ100451	PRJ100451	FD1054		80,309			80,309	Project Complete
Physical Security Enhancements	PRJ100452	PRJ100452	FD1054		53,500	81,657		135,157	EOC/Cameras/Etc. Libraries and admin (new PRJ)
Drainage - 620 Arthur Moore Drive	PRJ100453	PRJ100453	FD1054		133,624			133,624	Project Complete
Clerk's Office - Network Switches	PRJ100454	PRJ100454	FD1054		289,855	18,890		308,745	Project Complete
Drainage - Kiowa Avenue	PRJ100455	PRJ100455	FD1054		82	192,892		192,974	To be completed FY23-24
Drainage - Mesquite Avenue	PRJ100456	PRJ100456	FD1054		82	361,621		361,703	To be completed FY23-24
Drainage - Tanglewood Boulevard (ARPA)	PRJ100457	PRJ100457	FD1054		82	188,440		188,522	To be completed FY23-24
Acorn Chase Lining Improvements	PRJ100461	PRJ100461	FD1054			117,565		117,565	To be completed FY23-24. Awaiting WO approval
Harbor Island DR and Starboard Ct Stormwater Improvements	PRJ100462	PRJ100462	FD1054			607,936		607,936	To be completed FY23-24. Awaiting WO approval
Panda Ave Stormwater Improvements	PRJ100463	PRJ100463	FD1054		85,773	256,502		342,275	To be completed FY23-24
Multi Factor Authentication Implementation	PRJ100464	PRJ100464	FD1054		4,193	107,143		111,336	To be completed FY23-24
Clerk's Office - Server Room UPS	PRJ100467	PRJ100467	FD1054		46,711			46,711	Project Complete
Video Storage and Camera System Upgrades	PRJ100484	PRJ100484	FD1054			356,000			
Way Free Clinic - Mobile Medical	PRJ100567	PRJ100567	FD1054			150,000		150,000	
Clay County Development Authority (CCDA) College Drive Property	PRJ100584	PRJ100584	FD1054			0		0	Moved to way free
Studio Setup at EOC	PRJ100585	PRJ100585	FD1054			15,662		15,662	
Crosswalk at Thunderbolt School - 4 way stop	PRJ100586	PRJ100586	FD1054			26,970		26,970	In house design completed in April
Fire Station 15 (partial property)	PRJ100587	PRJ100587	FD1054					0	

Library on the Go	PRJ100588	PRJ100588	FD1054					0	
Park on the Go	PRJ100589	PRJ100589	FD1054					0	
Williams Park Boat Ramp	PRJ100590	PRJ100590	FD1054					0	
Veterans Park (Feasibility Study and Site Plan)	PRJ100591	PRJ100591	FD1054			175,000		175,000	
Septic to Sewer Plan - County Wide	PRJ100592	PRJ100592	FD1054			300,000		300,000	To be completed FY23-24
Drainage - Silverado Circle	PRJ100596	PRJ100596	FD1054			158,220		158,220	To be completed FY23-24. Awaiting WO approval
Drainage - Sandy Hollow	PRJ100618	PRJ100618	FD1054			574,457		574,457	To be completed FY23-24. Awaiting WO approval
Way Free Clinic	PRJ100630	PRJ100630	FD1054			250,000		250,000	
Apopka Drive Stormwater Improvements	PRJ100644	PRJ100644	FD1054			121,879		121,879	To be completed FY23-24

American Rescue Plan Expenditures

Project Name	ARPA Code	Workday Account #	Fund #	FY 21-22 Actuals	FY22-23 Audited Actuals	FY23-24 Current Budget	FY24-25 Proposed Budget	Total Project	Comments
Clerk's Office - Email Security Upgrade	PRJ100655	PRJ100655	FD1054			37,266		37,266	To be completed FY23-24
Clerk's Office - Cohesity Backup	PRJ100656	PRJ100656	FD1054			157,066		157,066	Waiting on quotes
Clerk's Office - Fortinet AP Co-term	PRJ100657	PRJ100657	FD1054			5,939		5,939	Waiting on quotes
Henley Road Drainage - ARPA	PRJ100658	PRJ100658	FD1054			159,762		159,762	To be completed FY23-24
Richards Road-part of Indigo Branch	PRJ100725	PRJ100725	FD1054			475,339		475,339	Awaiting approval
Clerk's Office - HR Program	PRJ100728	PRJ100728	FD1054			6,245		6,245	
Drainage - Robert Paine Street	PRJ100735	PRJ100735	FD1054			148,198		148,198	
Clerk's Office - Scanning Project	PRJ100746	PRJ100746	FD1054			183,000		183,000	
Drainage - Aquarius Concourse and Centura Dr Intersection	PRJ100747	PRJ100747	FD1054			134,374		134,374	
Drainage - Gary Road	PRJ100748	PRJ100748	FD1054			276,994		276,994	











2023-2024-73 Capital Plan Amendment Resolution BCC#26B

Final Audit Report

2024-08-20

Created:	2024-08-16
By:	Lisa Osha (Lisa.Osha@claycountygov.com)
Status:	Signed
Transaction ID:	CBJCHBCAABAAXr7OpzBOq7ICDOviwy6t-3CB0CwsrONa

"2023-2024-73 Capital Plan Amendment Resolution BCC#26B" History

-  Document created by Lisa Osha (Lisa.Osha@claycountygov.com)
2024-08-16 - 2:01:58 PM GMT
-  Document emailed to clayesign@claycountygov.com for signature
2024-08-16 - 2:02:36 PM GMT
-  Email viewed by clayesign@claycountygov.com
2024-08-19 - 0:05:08 AM GMT
-  Signer clayesign@claycountygov.com entered name at signing as Jim Renninger
2024-08-19 - 0:05:29 AM GMT
-  Document e-signed by Jim Renninger (clayesign@claycountygov.com)
Signature Date: 2024-08-19 - 0:05:31 AM GMT - Time Source: server
-  Document emailed to bccdocs@clayclerk.com for signature
2024-08-19 - 0:05:33 AM GMT
-  Email viewed by bccdocs@clayclerk.com
2024-08-20 - 3:00:04 PM GMT
-  Signer bccdocs@clayclerk.com entered name at signing as Tara S Green
2024-08-20 - 3:00:24 PM GMT
-  Document e-signed by Tara S Green (bccdocs@clayclerk.com)
Signature Date: 2024-08-20 - 3:00:26 PM GMT - Time Source: server
-  Agreement completed.
2024-08-20 - 3:00:26 PM GMT

